

City of Grand Prairie, TX 2011/12 Adopted Budget



New Grand Prairie Municipal Airport Terminal

This budget's total property taxes is less than last year's budget by -\$1,939,403 for -3.02% however, the amount of \$1,023,305 is tax revenue to be raised from new property added to the tax roll this year.

NOTE: There is **No Tax Rate Increase** in this budget. The City will continue to maintain its current tax rate of .669998 per \$100 valuation.

Introduction

Manager's Message

Reader's Guide

Overview

Improvements

Fund Summaries

General Fund Detail Pages

Enterprise Funds Detail Pages

Internal Service Funds Detail Pages

Other Funds Detail Pages

Capital Projects (CIP)

Appendix

- Ordinances
- Debt Schedules
- Financial Mgt Policies
- Budget Process
- Glossary

CITY MANAGER – Tom Hart
DEPUTY CITY MANAGERS – Anna Doll and Tom Cox
ASSISTANT to the CITY MANAGER - Andy White

BUDGET AND RESEARCH DEPARTMENT

STAFF

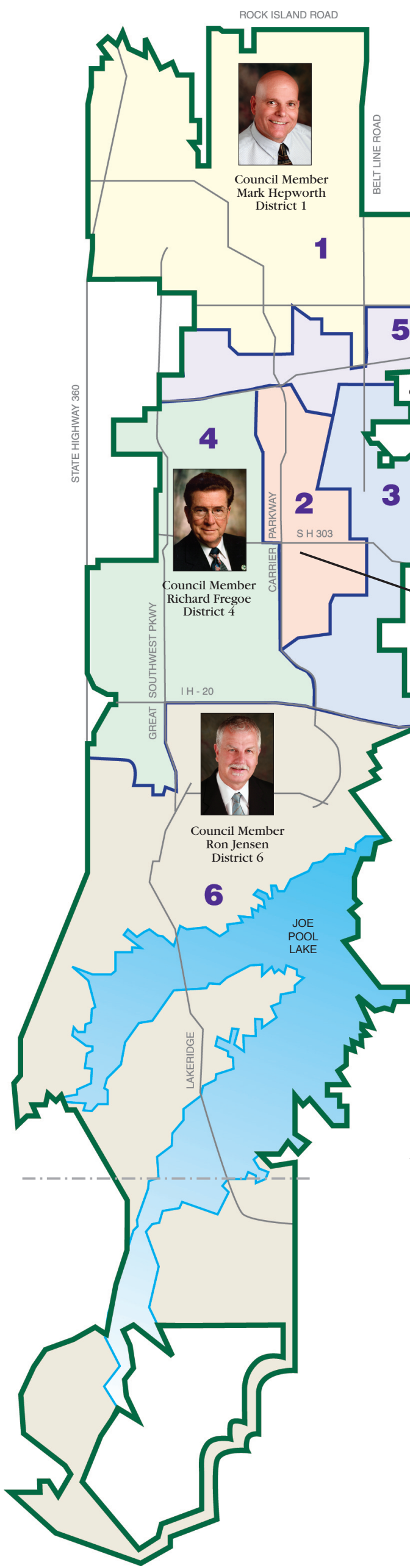
Kathleen C. Mercer
Director of Budget and Research

Patricia M. Alexander
Senior Financial Analyst

Robert T. Myers
Financial Analyst

This document was prepared by the City of Grand Prairie Budget and Research
Department.
For additional information contact:

City of Grand Prairie, Texas
Budget and Research Department
P.O. Box 534045
Grand Prairie, Texas 75053
(972) 237-8239



Council Member
Mark Hepworth
District 1



Council Member
Tony Shotwell
District 5



Council Member
Richard Fregoe
District 4



Council Member
Bill Thorn
District 3



Mayor Pro Tem
Jim Swafford
Council Member
District 2



Council Member
Ron Jensen
District 6



Mayor
Charles England



Council Member
At Large
Greg Giessner



Deputy
Mayor Pro Tem
Ruthe Jackson
Council Member
At Large

2011-2012 City Council

Mayor Charles England, Council Members Jim Swafford and Richard Fregoe were elected to three-year terms in 2010. Council Members Mark Hepworth, Ruthe Jackson and Bill Thorn were elected to three-year terms in 2011. Council Members Ron Jensen, Greg Giessner and Tony Shotwell were elected to three-year terms in 2009. Regular City Council elections are conducted in May every year.

To reach the Mayor and City Council, call or write:

972-237-8022
Mayor and City Council
City Hall
317 College St.
P.O. Box 534045
Grand Prairie, TX 75053-4045



City of Grand Prairie Organizational Chart





September 20, 2011

Honorable Mayor and City Council:

I am pleased to present the Approved Budget for Fiscal Year (FY) 2011-12 for the City of Grand Prairie, Texas. The budget is submitted in accordance with all statutory requirements as well as the City Council's desire to produce a "no tax increase" budget.

The City continues to provide Raving Fan services to our citizens and customers setting the standard for our neighboring communities. The City of Grand Prairie has achieved many accomplishments during 2010-2011. We opened the Lake Parks Operations Center featuring Fire Station #7, Lake Sector Police substation and Lake Park Administration; and moved into our new Airport terminal. City Council recently broke ground on the new Parkland Clinic and Paragon Outlet Mall (opening in fall 2012). Downtown, special events at Farmers Market are creating a new energy, which will be further enhanced with the now-underway renovation of storefronts on Main Street, as well as the reconstruction of sidewalks and addition of a new parking lot across the street from the Uptown Theater. In fact, renovations, additions and plans for downtown recently earned the city the CLIDE Leadership Award from the North Texas Council of Governments.

In 2011, we began extension of Crossland Blvd across SH 161 and extension of Lake Ridge Parkway from Polo Road to I-20. Looking ahead, we have almost \$1 billion in road construction projects that will change the face of Grand Prairie, including the completion of SH 161, frontage roads on I-30 and I-20, a new park and ride on I-30, extending Forum Drive to SH 161, connecting Sara Jane Road to SH 360, building Gifford Street from Bagdad to MacArthur and extending Bagdad to I-30.

Our programming and services continue to win state and national awards, the most recent being: the Texas Water Utilities Association's Public Education Award; and top honors from the Texas Recreation and Parks Society for the Summit, Central Park and our Step Up To Health Regional Day Camp for kids.

Budget highlights include:

- No Tax Rate Increase. The City will continue to maintain its current tax rate of .669998 per \$100 valuation.

Salary Adjustments A 3% merit across-the-board has been budgeted for all non-civil service full- and part-time employees who were employed prior to April 11, 2011 and who achieve an overall rating of "meets expectations" or better on their annual performance review which is submitted by September 30, 2011. Our Civil service employees will receive a 3% adjustment to their pay plan and

continue eligibility for any step increases due. We appear to remain competitive based on recent review of both Fire and Police pay plans

The City's certified taxable value increased by \$154.7 million or 1.67%. New properties were added to the tax roll for \$93 million, of that residential property tax accounts for \$77.6 million, commercial for \$13.3 million and business property \$2.1 million. Homestead Exemptions increased by 169 for a total of 31,779, totaling \$156 million, an increase of \$722,287. Sales tax revenue for the current fiscal year has seen a decline of 3.7% from FY10 Actual but an increase of 0.1% from FY11 Budget. The approved increase for FY 2011/2012 is 5.0% from the FY 2010/2011 approved amount, or \$976,541. License/Permit Fees increased 11.8% or \$236,108, TIF Reimbursement decreased 25.5% or (\$1,053,359) and Interest Earnings decreased 50% or (\$240,879).

Significant changes for the General Fund are as follows **Reductions:** Deleted 1FT Librarian for (\$53,401), converted 1FT Executive Assistant to part-time for (\$30,987), decrease of (\$571,236) for health insurance, decrease the transfer to PVEN for (\$85,910) due to the deletion of 1FT position at Charley, deleted 1FT Marshall and added 1FT Prosecutor for \$24,769. **Improvements:** \$1,667,000 Compensation Plan, \$200,540 Civil Service (Police/Fire) 5% Step, \$341,050 TMRS Rate increase from 17.46% to 18.07%, added 6 FT Detention Officers for \$278,505, 1FT Accountant \$60,672 (9 month funding), 1FT Firefighter for \$71,793, \$371,405 for motor vehicle fuel, \$216,836 software maintenance, \$160,533 utilities for public safety building, \$109,500 capital outlay, \$101,359 increase in city cash match for STEP and Transit Grant (Police and Transportation), \$64,200 for kennel pilot program, \$42,000 for DSO Transport, and \$93,723 increase in retiree health insurance.

The Park Venue (PVEN) General Fund changes include \$105,852 for the a compensation plan, a decrease of (\$48,508) for health insurance, \$6,942 for the reclassification of an executive assistant to administrative supervisor, (\$47,985) for the deletion of 1FT Program Center Supervisor, decrease of (\$42,810) in other salaries and benefits, increase of \$24,174 for motor vehicle fuel, decrease of (\$23,000) in supplies for medians and right of ways, decrease of (\$1,653) for other miscellaneous supplies, decrease of (\$9,496) for the transfer to the PID, decrease of (\$7,833) in motor vehicle maintenance, and an increase of \$3,287 in other miscellaneous services and charges. Changes to the PVEN Sales Tax Fund consist \$95,457 added for a Planner moved from Lake Parks (position 100% reimbursed by CIP), \$54,749 for one-time expense for small computer and software upgrades, \$25,000 for one-time expense for the video conferencing system, a reduction of (\$179,395) for the mowing contract, decrease of (\$17,500) in temporary personnel, the Ruthe Jackson Center increased \$56,130, Bowles Life Center decreased (\$864), Uptown Theater decreased (\$6,403), Market Square decreased (\$6,682) and the Summit increased \$168,994.

The City of Grand Prairie has been exploring the potential of a landfill gas to energy project since 2006. During the five years since discussions began, gas and electricity prices have risen and fallen as have both the national economy and potential for financial benefit through environmental attributes. The anticipated financial benefit from the project has been estimated between \$4.5 and \$5 million over the 15 year initial contract period with an initial investment payback achieved at the 6.5 year mark. The Solid Waste Fund includes a rate increase of \$0.20 per month for residential customers. Changes include \$12,321 increase in TMRS due to a change in the rate, \$29,538 for the a compensation plan, (\$40,970) lump sum in FY11, \$56,537 in salaries and benefits due omission of a position in FY11, a decrease of (\$42,595) for health insurance, increase in motor fuel of \$97,033, increase of \$75,000 for the garbage contract, \$16,575 for motor vehicle maintenance, decrease of

(\$5,056) in indirect cost and in lieu of property tax, increase of \$6,950 in franchise fees, decrease of (\$4,436) in the transfer to the General Fund, and an increase of \$4,519 in miscellaneous services and charges. Keep Grand Prairie Beautiful increased \$10,107, Community Services Program decreased (\$21,049), Auto Related Business Program increased \$6,694 and Brush Street Program decreased (\$13,451).

The Water Wastewater Fund includes an overall increase of 8% to water and wastewater rates. Changes to the Fund include \$23,827 increase in TMRS due to a change in the rate, \$268,908 for 7FT Positions (5 Water Wastewater Technicians and 2 System Operators), \$140,322 for the a compensation plan, decrease of (\$176,915) lump sum in FY11, a decrease of (\$79,898) for health insurance, a decrease of (\$30,145) for retiree insurance, \$25,917 for equity adjustments, a decrease of (\$35,507) in other salaries and benefits, increase in motor fuel of \$89,551, \$21,800 for one-time small tools and equipment, \$200,000 for credit card fees, \$28,165 increase in other supplies and services, \$850,400 capital outlay (equipment and vehicle purchases), increase of \$1,798,850 in water purchases and water treatment, increase of \$19,275 in TRA Contracts, bad debt expense, and property/liability, increase of \$159,365 for franchise fees, indirect cost, and in-lieu of property tax, increase of \$5,715 in the transfer to and reimbursements from the General Fund, an increase of \$126,504 to the transfer to the WWW Debt Service Fund and an increase in the transfer to the WWW Capital Projects Fund of \$464,892.

The 2011/2012 Approved Capital Improvement Projects Budget includes \$35,693,730 in appropriation requests. This includes \$10,591,102 in Water and Wastewater requests, \$7,602,234 in Street and Signal Projects, \$1,274,000 Park Projects, and \$5,833,500 in Storm Drainage Projects. All planned debt issued in 2012 are within the legal limits and are within the tax debt capacity of I & S portion of the tax rate. The summary for the FY 2011-12 Approved Capital Improvements Project Budget is included in Capital Projects Section of this book.

The City of Grand Prairie is committed to providing the best possible services to the citizens and business community. I would like to take this opportunity to thank all of the employees of the City of Grand Prairie for their hard work in making this commitment a reality and for their dedication in providing customer friendly services to our citizens. I would also like to thank you, the City Council, for your support throughout the budget process and throughout the year and look forward to working with you in our continued effort to make Grand Prairie the best city in Texas to live, work and play.

Respectfully submitted,

A handwritten signature in black ink, appearing to read "Tom Hart", written in a cursive style.

Tom Hart
City Manager

Reader's Guide

Fiscal Year (FY) 2011-12 Operating Budget and Capital Plan

The Reader's Guide helps facilitate the readability of the Fiscal Year (FY) 2011-12 Operating Budget and Capital Plan, and is designed to aid in the effectiveness of this document as a communication device. The following information is located in this section:

- Organization of the Budget Document
- Community Profile

ORGANIZATION OF THE BUDGET DOCUMENT

A summary of information which is contained within the sections of the budget document are listed below:

The **Manager's Message** is a formal transmittal letter, which is intended to briefly explain the major budget changes and initiatives in the FY 2011-12 Budget.

The **Reader's Guide** provides information about the sections located in this document. This section provides information about the organization of the budget document, a profile of the City, a list of the various amenities in the City and region, and a summary of all the major commercial or industrial development which has been completed or planned in the past year.

The **Overview** provides a description of the City of Grand Prairie's mission and goals, financial management and debt policies, growth, tax rate history, details on revenue and expenditures for all major funds included is 2009-10 Actual, 2010-11 Modified Budget, 2010-11 Projection, and 2011-12 Approved Budget and summary of Capital Improvement Plan.

The **Improvements** section summarizes all the new positions, capital outlay included in the FY 2011-12 Budget as well as a breakdown of the approved personnel.

The **Fund Summaries** section of the budget provides a historical comparison by fund of the major revenues and expenditures. This section also includes a combined fund summary for all funds.

The **Detail Section** provides budget and personnel information detail for each department.

The **Capital Projects** section's executive summary summarizes the FY 2011-12 Capital Improvement Program (CIP).

The **Appendix** contains ordinances adopting this budget and establishing the tax rate for the current fiscal year, schedules of debt service payments, a copy of the City's Financial Policies, description of operating budget fund types and relationships, an explanation of the budget process and a glossary of frequently used terms.

PROFILE OF THE CITY OF GRAND PRAIRIE, TEXAS

History

Following the Civil War, Alexander Deckman established the community of Deckman in west Dallas County. After the Texas & Pacific Railroad was built through the area in 1873, the rail company renamed the town "Grand Prairie." By 1885, a post office had been established for the community of about 200 residents. The first official census in 1910, following Grand Prairie's incorporation in 1909, accounted for 994 residents.

Grand Prairie remained a small town until World War II, when related industries and the Dallas Naval Air Station were established in the early 1940's. The population has increased rapidly since then with the annexation of Dalworth Park in 1943, the City's continuing industrial expansion, and the residential growth of the mid-cities. Other early communities within Grand Prairie's current boundaries include Burbank Gardens, Florence Hill, Freetown, Idlewood-Mountain Creek and Shady Grove.

City Government

The City of Grand Prairie was incorporated April 9, 1909. It operated under the General Laws of Texas as a General Law City until May 1, 1948. The voters, at that time, approved a charter which made Grand Prairie a Home Rule City. From the date of incorporation in 1909 until April, 1955, the City had a Mayor Council form of government, with the Mayor as Chief Administrative Officer.

In April, 1955, the City adopted the Council-Manager form of government. The Mayor serves as a member of the council, the legislative body of the city and presides at all council meetings. The City Manager is a professional administrator, who is hired by the council to direct the activities of the City. His responsibility is to implement programs authorized by council.

The City Council is made up of the Mayor and eight council members, each elected for a two-year term. Two members represent the city as a whole and are elected for "at large" positions. The remaining six council members each represent the district they live in. Council terms are staggered with four council members and the mayor being elected one year and the remaining four council members elected the next year. Elections are held the first Saturday in May each year.

General Information

Conveniently located between Dallas and Fort Worth, the city's eastern boundary is 12 miles west of downtown Dallas and the western edge is 15 miles east of Fort Worth. Just five minutes south of DFW International Airport, the city enjoys easy access to anywhere and everywhere on Interstate 20, Interstate 30, State Highway 161, State Highway 360, Loop 12 and Spur 303.

The City of Grand Prairie offers relaxation, family fun, friendly neighbors and a smart place to live and do business. We call more than 4 million people "neighbor" in the Metroplex. Generally speaking, our residents are 30-something dual income homeowners. In Grand Prairie,

families who have lived here for generations welcome newcomers who choose to move to Grand Prairie for the same reasons the natives don't want to leave - location and hometown atmosphere.

Population

The City's estimated population as of January 01, 2009 is 168,500. This represents a 1.1% increase over the prior year. Grand Prairie's population continues to increase annually with even more growth expected as a result from continued development along the I-20 corridor, SH 161 expansion and around the Tangle Ridge and Lake Ridge areas

Demographics

- Population 175,960
- Land Area 81 sq. miles
- Average Age 32 years
- Average Household Income \$51,012

Amenities

More than five thousand park acres, 14 miles of trails, 52 parks, 6 lake parks, 3 recreation centers, 1 senior citizens center, 1 indoor pool, 3 outdoor pools, 2 golf courses, a dog park, historic Uptown Theater, cemetery and the conference center.

In addition to private golf courses and a country club, the city's two public top-ranked golf courses offer outstanding golf at a great price. The city's Tangle Ridge Golf Course features bentgrass greens in a Hill Country atmosphere, and Prairie Lakes Golf Course offers one of the best golf values in the area with the largest practice putting green in Texas.



Grand Prairie's main public library on 901 Conover Drive has 157,754 volumes. The city's Betty Warmack Branch on 760 Bardin Road holds 50,891 volumes, and Bowles, the newest branch, on 2750 Graham St. holds 9,926.

One of the newest lakes in Texas, Joe Pool Lake, is set among the rolling hills of south Grand Prairie. Fishing, boating, swimming and skiing are popular here. The lake's Lynn Creek Park features boat ramps, picnic sites, beaches, volleyball, a playground, restrooms and loads of natural beauty. The lake parks offer visitors a grand experience – clean beaches, shaded trails and ideal camping. And now you can camp in style at Loyd Park in a fully stocked camping cabin. Loyd Park offers cabins, wooded camp sites, trails, showers and restrooms. On the north shore, just off Lake Ridge Parkway, Lynn Creek Marina features boat slips, rentals, boat ramps and fishing supplies for the angler. Adjacent to the marina, the Oasis – a floating restaurant – overlooks the waters of the lake and serves up delicious fare and beverages.

The City of Grand Prairie's Uptown Theater, a movie house built in 1950. The restored theater is

a flexible, multi-use facility in an Art Deco style building situated in downtown Grand Prairie. The theater hosts performing and visual arts with a large stage appropriate for music, dance, drama and film. The theater has 408 seats, which include 8 loveseats, similar to those in the original 1950 construction. Restoration also included the preservation of theater traits like the original "cloud" ceiling lit with neon and the ticket booth.

The Ruthe Jackson Center (RJC) is an elegant 32,000 square foot conference center that has seven meeting areas of various sizes. The facility has an Austin stone exterior and architectural style of a Texas Hill Country Lodge, features a main lobby with stone tile and a spectacular waterfall. The facility features state-of-the-art audio/visual equipment, turnkey event planning, catering services, and complimentary parking.

The Grand Prairie Farmers Market sells fresh fruits and vegetables as well as spices, candles, soaps, olive oil and an array of other items at Market Square. Market Square features covered vendor booths and a multipurpose event for city festivals and other events.

Major attractions include Ripley's Believe It Or Not and Louis Tussaud's Palace of Wax, Traders Village (market/RV park), Lone Star Park at Grand Prairie, Verizon Theatre, Alliance Skate Park and QuikTrip Ball Park. Ripley's Believe It Or Not and Louis Tussaud's Palace of Wax is one of the most unique and entertaining attraction. In Louis Tussaud's Palace of Wax, come face to face with lifelike figures from Hollywood, horrors, the Old West, history, childhood fantasy and the life of Christ. Ripley's showcases eye-popping galleries displaying the most beautiful, bizarre and fascinating oddities from around the world. Traders Village, the Famous Texas Flea Market" features more than 3,500 vendors selling their wares every Saturday and Sunday, year-round. More than 3.5 million visitors a year are attracted to the 161-acre site which also offers kiddie rides, arcade games and a wide variety of state fair style foods. Lone Star Park is a multi-purpose complex featuring a variety of entertainment, including live racing and a Simulcast Pavilion. The Class 1 track features a European-style paddock and live racing on dirt and grass surfaces. The Grandstand is a seven-level, glass-enclosed, climate-controlled building with penthouse suites, terraced track-side dining room, box seats and outdoor seating. Verizon Theatre is 6,350-seat live performance hall hosts sell-out crowds to popular concerts, shows and events. Verizon Theatre at Grand Prairie is one of the most technologically sophisticated indoor theaters in America. The venue hosts a wide range of shows from music concerts to comedy, magic, corporate events and more. Alliance Skate Park features an ultra first class competitive skate park for in-line skating, biking, skateboarding. This \$1.2 million outdoor skate park, funded by the City of Grand Prairie, includes a advanced outdoor course, intermediate/advanced covered course, and beginner's course. The park also has a full service skate shop on site with skateboards, shoes and clothing. QuikTrip Ball Park opened May 2008, the Grand Prairie AirHogs, American Association of Professional Baseball Southern Division Champions, play at QuikTrip Park at Grand Prairie, located between Lone Star Park and Verizon Theatre. The ballpark features the finest in minor league baseball, Wide World of Parks Kids Zone, restaurants, sports bar, cigar bar and swimming pool. It seats 4,000 and offers 13 luxury suites. The facility also offers special events year round.

In addition to the many points of interest within Grand Prairie, the City is advantageously situated in the midst of the metroplex. Just a 20 to 30 minute drive can greatly expand the entertainment possibilities. Sports fans can see the Texas Rangers, Dallas Cowboys, Dallas Sidekicks, Dallas Mavericks, and the Dallas Stars. Car racing fans can experience the thrill of speed at the Texas Motorplex in Ennis or the Texas Motor Speedway in Fort Worth. Family amusement parks in

neighboring Arlington include Six Flags over Texas and Hurricane Harbor. Fort Worth, "where the west begins", has the Stockyards, Botanical Gardens, and a number of fascinating museums. The Amon Carter, Kimbell, and Dallas Art museums additionally host special exhibits from museums and private collections worldwide. Fort Worth and Dallas both have nationally recognized zoos. Dallas offers Fair Park, home of the Texas State Fair, the Music Hall, Starplex, and the historical West End (dining, entertainment, and shopping). Symphony and theater fans can enjoy the Dallas Symphony Orchestra, Dallas Summer Musicals, Bass Performance Hall, and Casa Manana Theater. Both Dallas and Fort Worth have numerous historical sites, and host many concerts, conventions, and special events to suit every taste.

Most of Grand Prairie's K-12 student population attends schools in the Grand Prairie Independent School District, which serves areas of Grand Prairie in the Dallas County. The Mansfield Independent School District serves areas of Grand Prairie in Tarrant County and operates six elementary schools within the Grand Prairie city limits. Other portions of Grand Prairie reside within the Arlington, Cedar Hill, Irving, Mansfield, and Midlothian school districts

A variety of healthcare services are available in Grand Prairie and the immediate area. A variety of physicians, surgeons, dentists, orthodontists, optometrists and ophthalmologists have offices in Grand Prairie. The Dallas-Fort Worth area offers more than 65 hospitals, with specialties ranging from asthma to pulmonary rehabilitation, pediatrics to geriatrics, sports medical to psychiatry, cancer to cardiovascular surgery.

Overview of the 2011-12 Budget

On September 20, 2011, the Grand Prairie City Council approved a \$250,376,272 million budget for FY 2011-12. The approved budget consists of the Operating Budget and the Capital Improvement Projects Budget in the amounts of \$214,682,542 million and \$35,693,730 million, respectively.

**CITY OF GRAND PRAIRIE
TOTAL OF ALL OPERATING BUDGETS
FISCAL YEAR (FY) 2011-2012**

<u>FUND</u>	<u>FY 2011-2012 APPROVED BUDGET</u>
General	\$102,765,268
Airport	2,743,802
Cable	307,383
Cemetery	889,379
G.O. Debt Service	16,305,155
Golf	3,095,651
Hotel/Motel Tax	1,068,619
Juvenile Case Manager	143,752
Lake Parks	2,505,815
Municipal Court Building Security	84,375
Park Venue	9,567,002
Prairie Lights	672,736
Solid Waste	11,040,690
Storm Water Utility	6,011,707
Water/Wastewater	57,481,208
<hr/>	
TOTAL APPROPRIATIONS AND RESERVES	\$214,682,542

**CITY OF GRAND PRAIRIE
TOTAL OF ALL CAPITAL PROJECTS BUDGETS
FISCAL YEAR (FY) 2011-2012**

<u>PROJECT</u>	<u>FY 2011-2012 APPROVED BUDGET</u>
Airport	3,492,597
Capital Reserve	1,710,300
Fire	2,105,929
Golf	250,000
Lake Parks	900,000
Municipal Facilities	578,068
Parks	1,274,000
Police	306,000
Storm Drainage	5,833,500
Streets	7,602,234
Solid Waste	1,050,000
Water	8,076,102
Wastewater	2,515,000
TOTAL APPROPRIATIONS:	\$35,693,730

OVERVIEW

MISSION

The City of Grand Prairie is committed to providing the best possible services to the citizens and business community by promoting economic development; excelling in customer service; pushing continuous process improvement; committing to excellence and quality; and enhancing the image of the City of Grand Prairie.

LONG-TERM GOALS

- Safe and Secure City
- Enhance Grand Prairie's Identity
- Quality of Life
- Maintain and Upgrade the City's Transportation Infrastructure
- Community Development and Revitalization

FINANCIAL MANAGEMENT POLICIES

The City's financial operations are guided by comprehensive financial policies. The purpose statement of the Financial Management Policies (FMP's) reads in part; "The overriding goal of the FMP's is to enable the City to achieve a long-term stable and positive financial condition. The watchwords of the City's financial management include integrity, prudent stewardship, planning, accountability, and full disclosure."

These policies are developed by the city manager to guide the Finance Director, Management Services Director, Budget Director and staff in financial matters. The overriding goal of the Financial Management Policies is to enable the city to achieve a long-term stable and positive financial condition while conducting its operations consistent with the council-manager form of government established in the City Charter.

The purpose of the Financial Management Policies is to provide guidelines for the financial management staff in planning and directing the city's day-to-day financial affairs and in developing recommendations to the city manager.

The scope of the policies spans accounting, auditing, internal and external financial reporting, internal controls, operating and capital budgeting, revenue management, asset/cash management, expenditure control, financial condition and reserves, and staffing and training.

The policies, which are reviewed by the City Council annually, were last updated in August, 2010. They provide guidance both to the City staff in making day-to-day financial decisions and to the City Council in making policy level financial decisions.

ACCOUNTING AND BUDGET CONTROLS

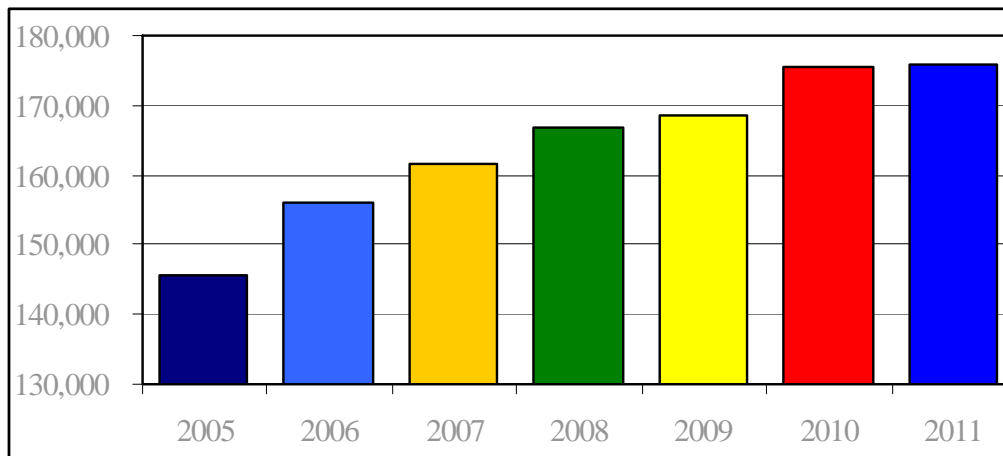
The City's basis of budgeting is modified accrual for all funds. The basis of budgeting is the same as the basis of accounting used in the City's audited financial statements. The City has a comprehensive accounting and budgetary information system. City management and the City Council receive quarterly interim financial statements and accompanying analyses. The City has a balanced General Fund budget, with current revenues plus the reserve for encumbrances at least equal to current expenditures as more fully explained in the notes to the financial statements.

The City has a comprehensive set of internal controls which are reviewed annually as part of the independent audit. Management and accounting internal control recommendations by the independent accounts are seriously evaluated and conscientiously implemented by the City. An internal auditor provides City staff the ability to document and implement more comprehensive internal controls as well as to evaluate them. The City Council has a three-member Finance and Government Committee whose members provide guidance to the City in budgetary, audit, internal control, and other significant financial matters.

GROWTH

The City's estimated population as of January 1, 2011 is 175,960. This represents a 0.3% increase over the prior year. Grand Prairie's population continues to increase annually with even more growth expected as a result from continued development along the I-20 corridor, SH 161 expansion and around the Tangle Ridge and Lake Ridge areas.

Population History



Source: North Central Texas Council of Governments

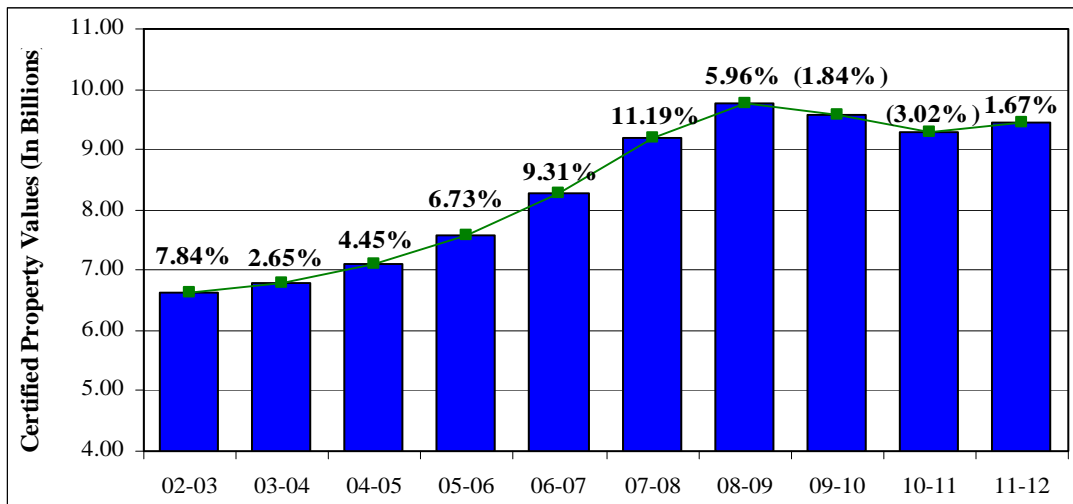
TAX BASE

The City's FY 2011-12 ad valorem tax base is \$9,442,941,551. This represents an increase of \$154,686,022 or 1.67% more than the FY 2010-11 values. Of this increase, new growth made up \$93.06 million, with a revaluation of \$61.62 million, or net increase of \$154.68 million. A total of 207 applicants for the Freeport exemption have been approved with a total value of \$641,412,998. Based on the FY 2010-11 tax rate (.669998/100), this equals \$4,297,454 in taxes. The value exempted by Freeport has been subtracted from assessed values. Tax abatements were granted to twelve (12) properties. The value abated was \$28,670,461 or \$192,092 in taxes based on the current tax rate. For FY 2010-11, 202 freeport exemptions were approved with exemption values totaling \$521,421,782 or \$3,493,516 in taxes based on the current tax rate. In FY 2010-11, 9 abatement exemptions were approved with exemptions values totaling \$20,692,425, or \$138,639 in taxes based on the current tax rate.

FY 2011-12 Certified Property Values Breakout

Commercial	\$2,943,026,814	31.2%
Personal Property	\$1,827,197,394	19.3%
Residential	\$4,672,717,343	49.5%
TOTAL	\$9,442,941,551	100%

Certified Property Values Historical Analysis
(Actual Values and percentage change between fiscal years)



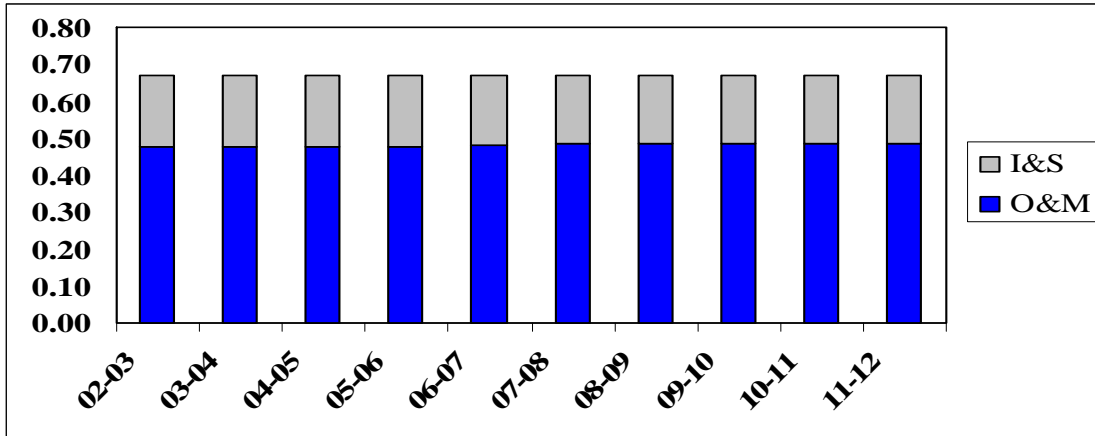
TAX RATE

The approved budget for FY 2011-12 reflects no change in the ad valorem tax rate.

The FY 2010-11 tax rate was .669998 per \$100 valuation, with the new tax rate for FY 2011-12 set at .669998 per \$100 valuation. The proposed distribution for the tax rate remains unchanged from FY 2010-11 set at .484892 per \$100 valuation for Operations and Maintenance and .185106 per \$100 valuation for Interest and Sinking.

In FY 2011-12 the value of each cent on the tax rate will generate about \$915,965 (97% collection rate).

Approved Fund Distribution Historical



Property Tax Rate Distribution Historical

Fiscal Year	Operating & Maintenance Funds	Interest & Sinking Funds	Total Tax Rate
2003	0.474711	0.195287	0.669998
2004	0.474711	0.195287	0.669998
2005	0.474711	0.195287	0.669998
2006	0.474711	0.195287	0.669998
2007	0.481500	0.188498	0.669998
2008	0.484892	0.185106	0.669998
2009	0.484892	0.185106	0.669998
2010	0.484892	0.185106	0.669998
2011	0.484892	0.185106	0.669998
2012	0.484892	0.185106	0.669998

General Fund

Ad Valorem Tax – The General Fund’s largest revenue source is the ad valorem tax. The operations and maintenance (O&M) portion of the tax rate is 0.484892 per \$100 of valuation, and assuming a collection rate of 97%, we should receive \$44,414,426 in current taxes. When delinquent taxes and interest of \$1,097,465 is included, the resulting ad valorem related collections for 2011-12 is forecasting, with revenue lost to the TIF of \$3,070,517 to be \$42,441,374. The City’s ad valorem tax base experienced a continual growth from 1997 to 2008 until economic downturn during 2009-2010 led to negative growth, however due to an increase of 4.3% in commercial and 1.77% in business personal values, 2011 had an increase of 1.67% above the FY 2010-11 budgeted amounts.

Property Taxes Estimated Revenues Fiscal Year 2011-12

Adj. Net Taxable Value Assessed	\$9,442,941,551
Proposed Tax Rate per \$100 Valuation	0.669998
Estimated Tax Levy	\$63,267,520
Est. Percent of Collection (O&M and	97.00%
Estimated Collections	\$61,369,494

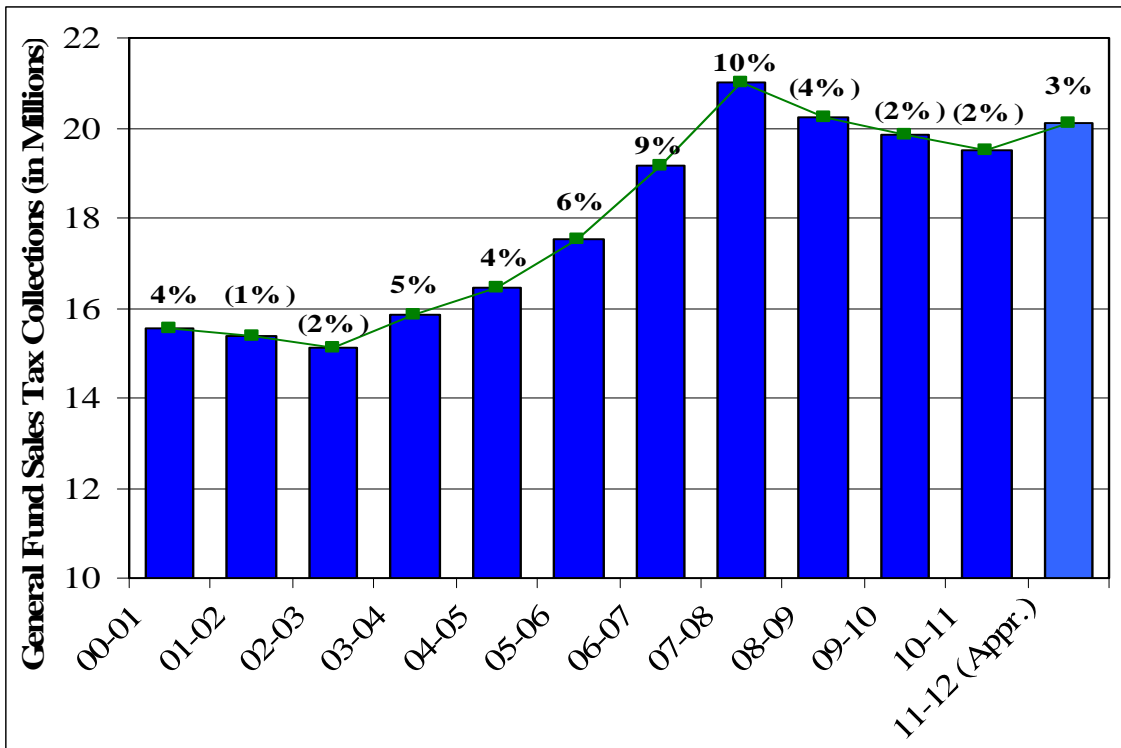
Approved Fund Distribution

General Fund	Rate	Amount
Operating & Maintenance	0.484892	\$44,414,426
Interest & Sinking	0.185106	\$16,955,068
Total	0.669998	\$61,369,494

Sales Tax – The combined local and state sales tax rate is 8.25% (6.25% state and 2% city). Sales tax is collected on rentals, sales, use of tangible property, and services. It is not collected on groceries, prescription medicines, or property consumed in manufacturing and processing.

The City’s General Fund receives 1% of the total sales tax levied in the City. Due to stronger than expected sales tax collections for FY 2011 and abnormal audit adjustments, FY 2011-12 is budgeted to increase to \$20,097,958 million, which is 3% more than the FY 2010-11 actual collections.

Sales Tax General Fund Collections Historical Analysis
(Actual collections and percentage change between fiscal years)



Freeport Exemption – Freeport exemption continues to be a strong economic development asset as various local companies take advantage of the Freeport Exemption. Grand Prairie will continue as a major player in the Metroplex, as a home to light industry and distribution facilities. The Freeport Amendment exempts from taxation inventories located in facilities 175 days or less that are then transferred out of state. We believe that the temporary tax loss due to Freeport will be made up in the long run when increased economic development will build up the tax base so we can better finance the services required by all of our community.

Franchise Fees – The City collects franchise fees from utilities operating within the City limits. The franchise fee is a reimbursement of the City for use of City streets, and is generally based on historical growth of gross income earned within the City limits. City utilities make a comparable payment to the General Fund in the same fashion as private utilities.

Licenses and Permits – License Fees are collected from annual license renewal and new license requests. Permit Fees are collected through development within the City.

Inter/Intra-Governmental Revenue - The City of Grand Prairie receives revenue from various sources. One source is the Grand Prairie Independent School District's (GPISD) 50% match for the salaries and benefits of the School Resource Officers.

Charges for Services – This revenue comes from services performed by the City of Grand Prairie. These services include emergency medical services, animal services, inspections, zoning, and other miscellaneous services.

Fines and Forfeits – This revenue is generated through Municipal Court and Library Fines.

Indirect Costs – The General Fund provides general and administrative (G&A) services to all City departments and funds. These costs are allocated to the proprietary funds through a cost allocation methodology developed by an outside consultant.

Major Expenditure Changes

The City of Grand Prairie is committed to providing excellence in service to its citizens and employees. This is the goal even during times when the economy is not doing so well. Accordingly, only the most necessary improvements have been approved in the General Fund and Other Funds. Mission critical services must be maintained even in difficult economic times. These services include, but are not limited to, public safety and infrastructure.

Significant changes for the General Fund are as follows Reductions: Deleted one full-time Librarian for (\$53,401), converted one full-time Executive Assistant to part-time for (\$30,987), decrease of (\$571,236) for health insurance, decrease the transfer to PVEN for (\$85,910) due to the deletion of one full-time position at Charley, deleted one full-time Marshall and added one full-time Prosecutor for \$24,769. Improvements: \$1,667,000 Compensation Plan, \$200,540 Civil Service (Police/Fire) 5% Step, \$341,050 TMRS Rate increase from 17.46% to 18.07%, added six full-time Detention Officers for \$278,505, one full-time Accountant \$60,672 (9 month funding), one full-time Firefighter for \$71,793, \$371,405 for motor vehicle fuel, \$216,836 software maintenance, \$160,533 utilities for public safety building, \$109,500 capital outlay, \$101,359 increase in city cash match for STEP and Transit Grant (Police and Transportation), \$64,200 for kennel pilot program, \$42,000 for DSO Transport, and \$93,723 increase in retiree health insurance.

The Solid Waste Fund includes a rate increase of \$0.20 per month for residential customers. Changes include \$12,321 increase in TMRS due to a change in the rate, \$29,538 for 3% compensation plan, (\$40,970) lump sum in FY 2010-11, \$56,537 in salaries and benefits due omission of a position in FY 2010-11, a decrease of (\$42,595) for health insurance, \$97,033 in motor fuel of \$97,033, \$75,000 for the garbage contract, \$16,575 for motor vehicle maintenance, (\$5,056) in indirect cost and in lieu of property tax, \$6,950 in franchise fees, (\$4,436) in the transfer to the General Fund, \$4,519 in miscellaneous services and charges, Keep Grand Prairie Beautiful increased \$10,107, Community Services Program decreased (\$21,049), Auto Related Business Program increased \$6,694 and Brush Street Program decreased (\$13,451).

Improvements in the Municipal Golf Course Fund include \$18,386 for 3% compensation plan, \$12,872 for Motor Vehicle Fuel, \$8,500 for irrigation maintenance, \$7,200 for one-time computer equipment and software and \$5,168 for TMRS rate increase. Reductions include (\$291,751) for principal and interest payments, (\$17,100) in water/wastewater and (\$16,186) in health insurance employer participation. The Golf Fund revenues include a decrease of (11.9%) or (\$388,645) less than the FY 2010-11 adopted revenues. The decrease is due to a (\$291,751) less in the transfer from The Debt Service Fund and (\$175,000) less in the transfer from the PVEN Sales Tax Fund.

The Park Venue (PVEN) General Fund changes include \$105,852 for the a compensation plan, a decrease of (\$48,508) for health insurance, \$6,942 for the reclassification of an executive assistant to administrative supervisor, (\$47,985) for the deletion of one full-

time Program Center Supervisor, decrease of (\$42,810) in other salaries and benefits, increase of \$24,174 for motor vehicle fuel, decrease of

(\$23,000) in supplies for medians and right of ways, decrease of (\$1,653) for other miscellaneous supplies, decrease of (\$9,496) for the transfer to the PID, decrease of (\$7,833) in motor vehicle maintenance, and an increase of \$3,287 in other miscellaneous services and charges. Changes to the PVEN Sales Tax Fund consist \$95,457 added for a Planner moved from Lake Parks (position 100% reimbursed by CIP), \$54,749 for one-time expense for small computer and software upgrades, \$25,000 for one-time expense for the video conferencing system, a reduction of (\$179,395) for the mowing contract, decrease of (\$17,500) in temporary personnel, the Ruthe Jackson Center increased \$56,130, Bowles Life Center decreased (\$864), Uptown Theater decreased (\$6,403), Market Square decreased (\$6,682) and the Summit increased \$168,994.

The Water Wastewater Fund includes an overall increase of 8% to water and wastewater rates. Changes to the Fund include \$23,827 increase in TMRS due to a change in the rate, \$268,908 for seven full-time Positions (five Water Wastewater Technicians and two System Operators), \$140,322 for the 3% compensation plan, decrease of (\$176,915) lump sum in FY 2010-11, a decrease of (\$79,898) for health insurance, a decrease of (\$30,145) for retiree insurance, \$25,917 for equity adjustments, a decrease of (\$35,507) in other salaries and benefits, increase in motor fuel of \$89,551, \$21,800 for one-time small tools and equipment, \$200,000 for credit card fees, \$28,165 increase in other supplies and services, \$850,400 capital outlay (equipment and vehicle purchases), increase of \$1,798,850 in water purchases and water treatment, increase of \$19,275 in TRA Contracts, bad debt expense, and property/liability, increase of \$159,365 for franchise fees, indirect cost, and in-lieu of property tax, increase of \$5,715 in the transfer to and reimbursements from the General Fund, an increase of \$126,504 to the transfer to the WWW Debt Service Fund and an increase in the transfer to the WWW Capital Projects Fund of \$464,892.

The FY 2011-12 Proposed Capital Improvement Projects Budget includes \$35,693,730 in appropriation requests. This includes \$10,591,102 in Water and Wastewater requests, \$7,602,234 in Street and Signal Projects, \$1,274,000 Park Projects, and \$5,833,500 in Storm Drainage Projects. All planned debt issued in 2012 are within the legal limits and are within the tax debt capacity of I & S portion of the tax rate. The summary for the FY 2011-12 Proposed Capital Improvements Project Budget is included in Capital Projects Section of this book.

CITY POSITIONS BY FUND AND AGENCY

FUND/AGENCY	APPROVED 2011/12	
	FT	PT/S
GENERAL FUND		
City Council	0.0	9.0
City Manager	7.0	3.0
Budget and Research	3.0	0.0
Management Services	3.0	0.0
Marketing	2.0	0.0
Economic Development	0.0	0.0
Legal Services	6.0	0.0
Municipal Court	23.0	0.0
Judiciary	3.0	0.0
Human Resources	8.0	0.0
Finance	15.0	0.0
Information Technology	24.0	0.0
Planning and Development	46.0	0.0
Public Works	61.0	0.0
Transportation	8.0	0.0
Police	332.0	72.0
Fire	209.0	0.0
Building and Construction Management	1.0	0.0
Environmental Services	20.0	0.0
Library	<u>27.0</u>	<u>8.0</u>
TOTAL GENERAL FUND	798.0	92.0
WATER/WASTEWATER		
Water Utilities	96.0	3.0
Environmental Services	<u>13.0</u>	<u>0.0</u>
TOTAL W/WW	109.0	3.0
POOLED INVESTMENT		
Finance	3.0	0.0
AIRPORT		
Airport	5.0	1.0
MUN COURT BLDG SECURITY		
Municipal Court	1.0	0.0
JUVENILE CASE WORKER FUND		
Judiciary	2.0	0.0
SOLID WASTE		
Environmental Services	22.0	1.0
Brush Crew	4.0	0.0
Auto Related Business	5.0	0.0
Community Services	1.0	0.0
Special Projects Coordinator	<u>2.0</u>	<u>0.0</u>
TOTAL SOLID WASTE	34.0	1.0
EQUIPMENT SERVICES		
Finance	15.0	0.0

CITY POSITIONS BY FUND AND AGENCY

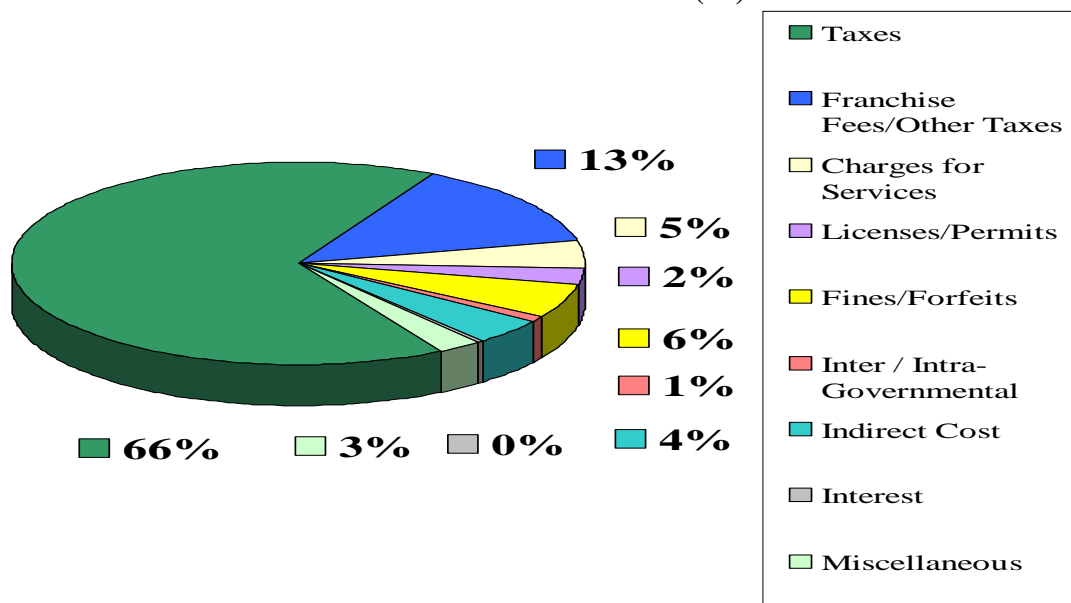
FUND/AGENCY	APPROVED 2011/12	
	FT	PT/S
EMPLOYEE INSURANCE		
Human Resources	2.0	0.0
RISK MANAGEMENT		
Human Resources	1.0	0.0
HOTEL/MOTEL TAX		
Parks & Recreation	0.0	0.0
Tourism & Convention Visitors Bureau	<u>3.0</u>	<u>3.0</u>
TOTAL HOTEL/MOTEL TAX	3.0	3.0
CABLE FUND		
Marketing	1.0	0.0
STORM WATER UTILITY		
Storm Water Ops (Planning)	2.0	0.0
Drainage Crew (Public Works)	<u>4.0</u>	<u>0.0</u>
TOTAL STORM WATER UTILITY	6.0	0.0
PARKS VENUE		
Park Operating	63.0	98.0
Park Sales Tax	<u>22.0</u>	<u>29.0</u>
TOTAL PARKS VENUE	85.0	127.0
GOLF		
Parks & Recreation	13.0	15.0
CEMETERY		
Parks & Recreation	3.0	1.0
LAKE PARKS		
Parks & Recreation	15.0	30.0
PRAIRIE LIGHTS		
Parks & Recreation	2.0	0.0
GRANTS		
Section 8	28.0	1.0
CDBG	7.0	0.0
CMO	1.0	0.0
Transit Grant	10.0	0.0
Police	<u>13.0</u>	<u>0.0</u>
TOTAL GRANTS	59.0	1.0
TOTAL OTHER FUNDS	359.0	182.0
TOTAL ALL FUNDS	1,157.0	274.0

FY 2011-12 General Fund Revenue Summary

The General Fund is the largest and main operating fund of the City. It includes basic operating services such as police, fire, municipal court, streets, and support services. Total revenues in FY 2011-12 are budgeted at \$94,439,637 million, a 3.5% increase from the FY 2010-11 Adopted Budget. Major changes include increases of \$727,557 or 1.67% in ad valorem tax collections, \$976,541 or 5% in Sales Tax collections, \$236,108 or 11.8% in license/permit fees, decreases of (\$1,053,359) or 25.5% in TIF reimbursement, and (\$249,567) or 50% in interest earnings.

GENERAL FUND REVENUE BY SOURCE				
	2009/10 ACTUAL	2010/11 APPR/MOD	2010/11 PROJECTION	2011/12 APPROVED
Beginning Resources	\$23,085,900	\$24,025,646	\$24,025,646	\$23,497,874
REVENUES				
Current Taxes	\$45,572,324	\$43,686,869	\$43,981,591	\$44,414,426
Delinquent Taxes, Interest & TI	(2,945,555)	(3,083,876)	(3,519,212)	(1,973,052)
Sales Tax	19,870,900	19,121,417	19,142,606	20,097,958
Franchise Fees/Other Taxes	12,189,210	12,545,201	12,758,298	12,706,522
Charges for Services	4,060,845	4,053,043	4,217,618	4,320,828
Licenses/Permits	2,240,185	1,997,208	2,235,515	2,233,316
Fines/Forfeits	5,575,488	5,243,219	5,161,930	5,279,616
Inter/Intra-Governmental Reve	765,753	767,003	727,120	734,428
Indirect Cost	3,942,964	3,987,022	3,949,234	3,930,091
Interest Earnings	1,007,822	499,134	274,134	258,255
Miscellaneous Revenue	2,345,267	2,418,894	2,795,853	2,437,249
TOTAL REVENUES	\$94,625,203	\$91,235,134	\$91,724,687	\$94,439,637

FY 2011-12 GENERAL FUND REVENUE BY SOURCE (%)



General Fund Appropriation Summary

The approved General Fund Budget for FY 2011-12 is \$102.7 million. This is a increase from the Approved/Modified FY 2010-11 budget of \$5,428,575 or 5.6%.

APPROVED GENERAL FUND APPROPRIATIONS BY AGENCY FY 2011-12

<u>AGENCY</u>	<u>ACTUAL</u> <u>2009/10</u>	<u>APPR/MOD</u> <u>2010/11</u>	<u>PROJECTED</u> <u>2010/11</u>	<u>APPROVED</u> <u>2011/12</u>
Budget and Research	\$318,871	\$317,887	\$312,805	\$308,675
Building & Construction Mgmt	96,789	99,325	97,630	99,675
City Council	116,857	137,595	136,620	137,619
City Manager	1,125,271	1,252,295	1,218,462	1,153,256
Environmental Services	1,416,956	1,625,924	1,560,685	1,615,014
Finance	1,730,482	1,787,481	1,769,551	1,814,266
Fire	22,392,446	22,912,811	22,642,329	23,454,434
Human Resources	784,746	867,688	852,298	761,023
Information Technology	3,637,382	3,717,162	3,807,976	3,901,917
Judiciary	357,900	359,308	354,327	362,003
Legal Services	781,781	793,616	784,687	834,053
Library	2,099,898	1,992,194	1,942,063	1,944,823
Management Services	261,059	262,227	259,328	262,698
Marketing	219,661	232,024	227,345	233,285
Municipal Court	1,577,351	1,679,512	1,598,300	1,542,000
Non-Departmental	12,553,688	13,306,672	13,606,992	17,471,352
Planning & Development	5,444,885	5,370,430	5,291,684	5,324,039
Police	33,268,208	34,124,597	33,599,936	34,957,301
Public Works	5,417,765	5,508,275	5,469,221	5,604,906
Transportation Services	909,747	989,670	976,350	982,929
TOTAL APPROPRIATIONS	\$94,511,743	\$97,336,693	\$96,508,589	\$102,765,268

General Fund Agency Descriptions

Budget and Research

The Budget and Research Department prepares and monitors the operating and capital projects budgets to allocate revenues in a cost effective manner; facilitates effective decision making and fiscal responsibility by providing accurate analysis, operation evaluation and timely reports to meet the needs of the City Council and City departments. The approved budget totals \$308,675. Significant changes for this department include an increase of \$7,696 for 3% compensation plan and decrease of (\$2,172) in health insurance employer participation.

Building and Construction Management

The Building & Construction Management Department provides the citizens and employees of the City of Grand Prairie a clean, safe and comfortable environment in which to transact the City's business, and keep the City graffiti free. The approved budget totals \$99,675. Significant changes for this department include an increase of \$2,368 for 3% compensation plan and decrease of (\$724) in health insurance employer participation.

City Council

The City Council adopts all City ordinances, makes policy decisions for implementation by the City Manager, approves major expenditure items, and annually establishes the City's programs and services through the adoption of the annual budget. The approved budget totals \$137,619. Significant changes for this department include an increase of \$5,000 for Sister Cities.

City Manager's Office

The City Manager's office develops, recommends and implements policies and sets direction and objectives of the City of Grand Prairie through the guidance of the City Council to ensure the orderly and proper growth of the City and the provision of quality and efficient municipal service to the citizens. The approved budget totals \$1,153,256. Significant changes for this department include an increase of \$25,000 for Impact Coalition Program (one seasonal employee for 10 months), \$10,686 for one part-time intern, \$3,873 for transfer to emergency management grant (warning system maintenance, office supplies, postage, dues and food supplies), \$20,548 for 3% compensation plan and decrease of (\$4,344) in health insurance employer participation and (\$107,622) for below line one full-time Assistant to CMO.

Economic Development

The Economic Development Department has been integrated with the Information Technology Department.

Environmental Services

For the protection of the environment and the public health of the Citizens of Grand Prairie, and in cooperation with other agencies, the Environmental Services Department provides pro-active programs in a prompt, courteous, and helpful manner that promotes animal welfare, disease prevention, personal health and safety, and environmental quality. The approved budget totals \$1,615,014. Significant changes for this department include \$62,400 for Kennel Attendant Pilot Program, \$36,451 for equity adjustments, \$25,394 for 3% compensation plan, and \$8,948 for motor vehicle fuel and decrease of (\$14,480) in health insurance employer participation and (\$6,500) in mileage reimbursement.

Finance

The Finance Department ensures cost effective use of public resources and financial accountability and provides: financial and various support services to citizens and city departments; and financial information and recommendations to the City Council, City Management, bond holders, citizens and outside agencies. The approved budget totals \$1,814,266. Significant changes for this department include \$60,672 for one full-time Senior Accountant (9 months funding), \$2,956 for equity adjustments, and \$27,835 for 3% compensation plan and decrease of (\$10,136) in health insurance employer participation.

Fire

Dedicated Fire employees promote public safety by conducting prevention activities, emergency response and pre-hospital care for the citizens, visitors and businesses of Grand Prairie, to improve and protect the quality of life by reducing injuries and loss of property in a prompt, reliable, and courteous manner. The approved budget totals \$23,454,434. Significant changes for this department were increases of \$515,799 for 3% compensation plan, \$215,380 for three full-time fire fighters (over-hires below the line), \$105,523 for STEP, \$73,537 for motor vehicle fuel, \$71,793 for one full-time fire fighter, \$55,500 for vehicle replacements, 28,862 for medical supplies, \$18,000 for electricity, \$12,400 for state certification fees, \$10,000 for collection service costs, \$10,000 for share of cost for Cedar Station, \$4,000 for water/wastewater service, \$3,000 for chemical supplies, \$2,371 for household supplies, and \$2,025 for medical exams and decrease of (\$150,592) in health insurance employer participation.

Human Resources

The Human Resources (HR) Department is responsible for administering the City wide HR functions including: HR policies and procedures; recruitment and selection; benefits administration; training; awards and recognition programs, job classification; pay plan administration; employee relations; grievances; and investigations of alleged discrimination; substance abuse programs; maintenance of manual and computerized

Human Resources (Continued)

employee information records and reports; police and fire civil service administration including testing, coordinating civil service commission meetings and hearing, and maintenance of local civil service regulations. The approved budget totals \$761,023. Significant changes for this department include increase of \$15,430 for 3% compensation plan and decrease of (\$5,792) in health insurance employer participation.

Information Technology

To improve the productivity of operations and management for all City departments, the Information Technology Department provides: prompt, competent, courteous replies to customer request, timely acquisition, timely training, reliable operation and maintenance of standard computer/telephone hardware and software, and standards for security and compatibility of all system components. The approved budget totals \$3,901,917. Significant changes for this department include increases \$212,057 for software maintenance, and \$62,850 for 3% compensation plan and decrease of (\$17,376) in health insurance employer participation.

Judiciary

Municipal Judiciary is the judicial branch of municipal government and must remain neutral in the adjudication of all cases. It is the responsibility of the court to provide courteous service to citizens in the disposition of cases, to be timely and efficient and to operate in accordance with applicable state statutes. The approved budget totals \$362,003. Significant changes for this department include increase of \$8,524 for 3% compensation plan and decrease of (\$2,172) in health insurance employer participation.

Legal Services

The Legal Services Department accurately records and maintains City documents, conducts City elections with integrity and provides information, advice and legal services to City of Grand Prairie officials, departments, agencies and to others with City-related business in a timely, accurate and courteous manner to protect the rights of the City, its citizens, and reduce its legal liability. The approved budget totals \$834,053. Significant changes for this department include increases of \$24,769 for one full-time Prosecutor (deleted one full-time Marshal in Court) and deleted one part-time Legal Assistant for decrease of (\$3,620), and \$16,413 for 3% compensation plan.

Library

To encourage a more informed society, the Grand Prairie Municipal Library provides general educational, recreational and informational resources and services to persons of all ages in a prompt, knowledgeable and courteous manner. The approved budget totals \$1,944,823. Significant changes for this department include increase of \$38,619 for 3% compensation plan and decreases of (\$53,401) for deleted one full-time Librarian and

Library (Continued)

(\$30,987) for converted one full-time Executive Assistant to part-time and decrease of (\$19,548) in health insurance employer participation.

Management Services

The Management Services Department consists of the Internal Audit Division. The Internal Audit Division reviews internal controls, compliance with laws and regulations, evaluates the efficiency and effectiveness of operations, and performs any other special projects assigned by the City Manager's Office. The approved budget totals \$262,698. Significant changes for this department include increase of \$5,928 for 3% compensation plan and decrease of (\$2,172) in health insurance employer participation.

Marketing

To enhance the image of the City, the Marketing Department keeps citizens, businesses, City Council and City employees informed about the City government; promotes City programs, services and events; facilitates one and two-way communication; and disseminates news about the City in an accurate, timely and credible manner. The approved budget totals \$233,285. Significant changes for this department include increase of \$5,695 for 3% compensation plan and decrease of (\$1,448) in health insurance employer participation.

Municipal Court

The Municipal Court is the judicial branch of municipal government and must remain neutral in the adjudication of all cases. It is the responsibility of the court to provide courteous service to citizens in the disposition of cases, to be timely and efficient and to operate in accordance with applicable state statutes. The approved budget totals \$1,542,000. Significant changes for this department included increases of \$33,163 for 3% compensation plan, \$5,471 for motor vehicle fuel, and a decrease of (\$49,035) by deleting one full-time Marshall (added one full-time prosecutor to Legal Department) and decrease of (\$16,652) in health insurance employer participation.

Non-Departmental

Non-Departmental provides funds for miscellaneous items not falling within a single departmental activity or which can be most efficiently handled in aggregate for the entire General Fund. The approved budget totals \$17,471,352. Included are increases of \$4,790,337 for principal payments on bonds, \$656,600 for transfer to IT Acquisition Fund, \$500,000 for retiree muster-out pay, and a decrease of (\$120,605) in the transfer to Park Venue Fund.

Planning and Development

The Planning and Development Department promotes and regulates quality, planned growth through Grand Prairie by assisting customers in the development process providing accurate land use information and assuring safe construction through plan review and field inspections, in a timely and courteous manner. The approved budget totals \$5,324,039. Significant changes for this department were an increase of \$90,375 for 3% compensation plan, \$14,353 in motor vehicle fuel, and \$5,831 for reclassified one full-time Admin Support to Senior Financial Analyst and decrease of (\$33,304) in health insurance employer participation.

Police

The Grand Prairie Police Department strives to provide and maintain the highest quality service, provide a safe and secure environment, and professional excellence. The approved budget totals \$34,957,301. Significant changes for this department include increases of \$687,623 for 3% compensation plan, \$278,697 for six full-time Detention Officers, \$217,902 for motor vehicle fuel, \$137,000 for electricity, \$68,855 for city cash match for TXDOT grant, \$67,000 for vehicle replacements, \$97,523 for Step, \$42,000 for transport unit sharing agreement with Dallas County, \$29,000 for various services and supplies (household supplies, veterinarian, wrecker service and Explorer's Program), \$18,000 for public heating, and \$14,888 for water/wastewater and decrease of (\$236,024) in health insurance employer participation.

Public Works

To ensure a high quality residential and business environment, the Public Works Department conducts daily and emergency operations, maintenance and improvements to provide clean, smooth, safe streets, adequate and safe water, wastewater, solid waste and drainage systems, and supporting engineering services for the public in a courteous and timely manner. The approved budget totals \$5,604,906. Significant changes for this department include increases of \$80,369 for 3% compensation plan, \$50,437 for motor vehicle fuel, \$31,299 for traffic lights, and \$28,000 for vehicle replacement and decrease of (\$44,164) in health insurance employer participation.

Transportation

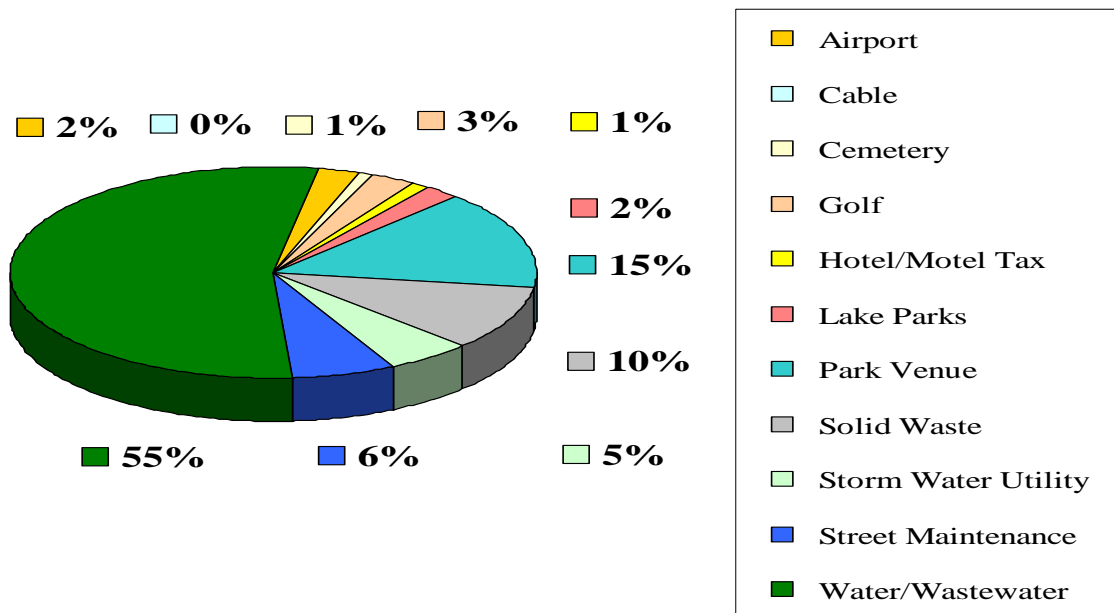
The Transportation Services Department of the City of Grand Prairie provides enhanced mobility for people, goods and services which will meet their present and future needs in a proficient and responsive manner by planning, operating and maintaining a safe and efficient transportation system. The approved budget totals \$982,929. Significant changes for this department were an increase of \$31,210 for city cash match to Transit Grant, \$18,641 for 3% compensation plan and decrease of (\$5,792) in health insurance employer participation.

Enterprise Funds Revenue Summary

ENTERPRISE FUNDS REVENUES BY FUND FY 2011-12

FUND	2009/10 ACTUAL	2010/11 APPR/MOD	2010/11 PROJECTION	2011/12 APPROVED
Airport	1,785,585	1,805,255	2,089,461	2,408,089
Cable	257,345	221,794	254,928	254,928
Cemetery	615,381	603,502	648,600	638,500
Golf	3,390,232	3,265,819	3,360,999	2,877,174
Hotel/Motel Tax	996,183	995,522	1,032,428	1,012,000
Lake Parks	2,139,615	2,280,782	2,420,235	2,293,758
Park Venue	15,974,025	15,089,887	14,967,150	15,263,546
Solid Waste	10,261,469	10,270,859	10,211,693	10,219,353
Storm Water Utility	4,734,322	4,984,374	5,023,763	5,149,802
Street Maintenance	6,697,390	6,253,634	6,301,387	6,500,944
Water/Wastewater	46,853,509	50,041,883	53,435,400	54,675,274
TOTAL ENTERPRISE FUNDS	93,705,056	95,813,311	99,746,044	101,293,368

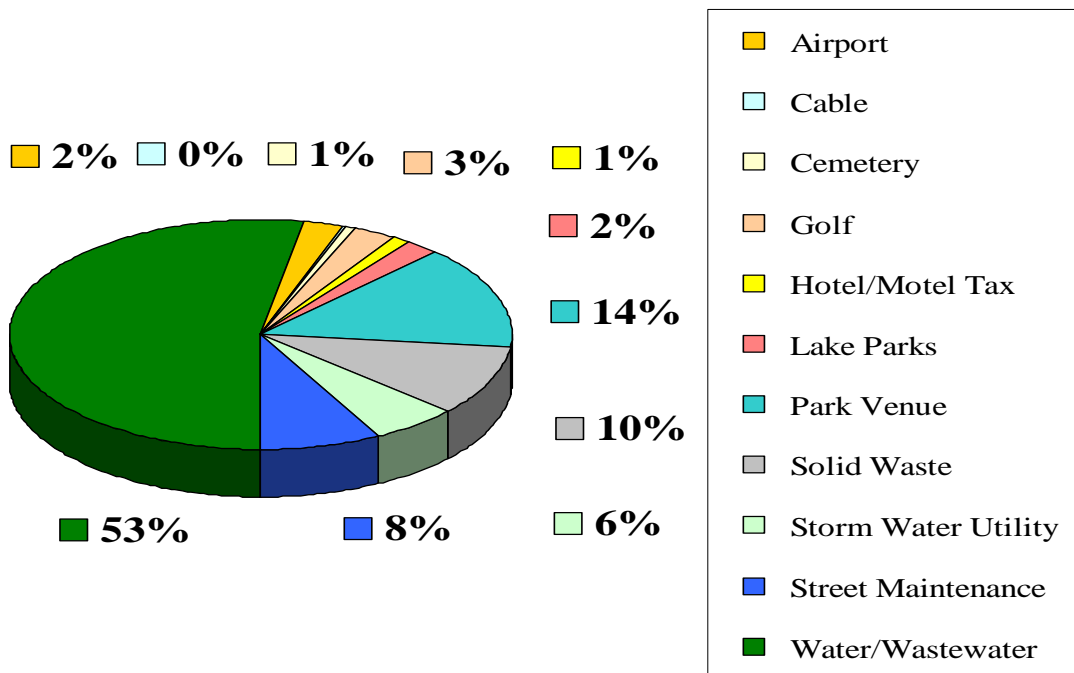
ENTERPRISE FUNDS REVENUES BY FUND (%) FY 2011-12



**ENTERPRISE FUNDS
APPROPRIATIONS BY FUND
FY 2011-12**

FUND	2009/10 ACTUAL	2010/11 APPR/MOD	2010/11 PROJECTION	2011/12 APPROVED
Airport	1,666,168	2,073,814	2,241,636	2,693,793
Cable	165,872	244,234	264,745	307,383
Cemetery	696,458	591,346	593,383	694,379
Golf	3,161,821	3,137,180	3,116,454	3,095,651
Hotel/Motel Tax	1,007,484	1,025,756	1,021,081	1,068,619
Lake Parks	2,296,389	2,447,374	2,472,105	2,505,815
Park Venue	15,155,848	15,694,501	15,841,768	15,574,008
Solid Waste	10,067,381	10,663,007	10,472,527	11,040,690
Storm Water Utility	3,592,186	5,969,633	5,832,840	6,011,707
Street Maintenance	8,022,597	6,822,869	6,975,187	8,384,919
Water/Wastewater	45,034,680	51,206,015	53,274,188	57,481,208
TOTAL ENTERPRISE FUNDS	90,866,884	99,875,729	102,105,914	108,858,172

**ENTERPRISE FUNDS
APPROPRIATIONS BY FUND (%)
FY 2011-12**



Enterprise Funds Agency Descriptions

Municipal Airport Fund

The Municipal Airport accounts for airport rent paid to the City to cover general maintenance and operations of the Airport. The approved revenues total \$2,408,089. The approved appropriations total \$2,693,793. Included are increases of \$486,250 for Aviation Fuel, \$125,437 for the terminal restaurant, \$7,864 for 3% compensation plan, \$5,500 for one-time equipment purchases, \$4,725 for utilities, \$3,655 for one-time computer software replacement, \$3,200 for contractual services, \$3,000 in storm drainage fees, \$2,000 for janitorial supplies, \$1,500 for overtime/FLSA, and decreases of (\$10,573) for a frozen position (1 PT maintenance worker), (\$3,985) in indirect cost, and (\$3,620) in health insurance employer participation.

Cable Fund

The Cable Fund provides government access programming to the Citizens of Grand Prairie. The approved revenues total \$254,928. The approved appropriations total \$307,383. Included are increases of \$70,000 for one-time upgrade studio to HD and \$50,000 for one-time below line Council Briefing Room renovation, \$1,988 for 3% compensation plan, \$319 for one-time computer software replacement and (\$724) for health insurance employer participation.

Cemetery Fund

The Grand Prairie Memorial Gardens and Mausoleum is dedicated to providing the community with a beautiful cemetery with impeccable grounds care and “Raving Fans” service. The approved revenues total \$638,500. The approved appropriations total \$694,379. Included are increases of \$100,000 for transfer to Debt Service Fund, \$5,415 for one-time computer software replacement, \$5,372 for 3% compensation plan, and a decrease of (\$2,172) for health insurance employer participation.

Golf Fund

The Municipal Golf Course Fund provides funding for the Grand Prairie Municipal Golf Course and Tangle Ridge Golf Course. The approved revenues total \$2,877,174. The approved appropriations total \$3,095,651. There were increases of \$250,000 for transfer to Golf Capital Projects, \$18,386 for 3% compensation plan, \$7,220 for one-time computer software replacement, and decreases of (\$291,751) for debt service payment for Tangle Ridge and (\$16,186) in health insurance employer participation.

Hotel/Motel Tax Fund

The Hotel/Motel Fund accounts for a 7% tax charged to occupants of the City’s hotels, motels, and any other facility in which the public may obtain sleeping quarters. The

Hotel/Motel Tax Fund (Cont'd)

approved revenues total \$1,012,000. The approved appropriations total \$1,068,619. Included are increases of \$39,317 for indirect cost, \$10,000 for DFW Area Tourist Council, \$9,538 fencing for 4th of July, \$6,582 for 3% compensation plan, \$5,651 for one part-time intern, \$4,996 for one-time computer software replacement, and decreases of (\$15,000) in contingency, (\$8,000) in Uptown Theater Promotion, and (\$2,172) in health insurance employer participation.

Lake Parks Fund

The Lake Parks in Grand Prairie offer recreation, homes, and potential retail and resort development. Located in south Grand Prairie, surrounding Joe Pool Lake just south of Interstate 20, The Lake Parks in Grand Prairie include Lynn Creek Park, Loyd Park, Lake Ridge properties, Lynn Creek Marina and Oasis Restaurant and thousands of acres of developable property around the lake. The approved revenues total \$2,293,758. The approved appropriations total \$2,505,815. Included are increases of \$53,115 for one full-time position (moved from The Summit), \$50,500 for vehicle replacements, \$50,000 for one-time video conference system, \$23,723 for 3% compensation plan, \$9,025 for one-time computer software replacement and decreases of (\$94,991) for below line one full-time Planner (moved to PVEN Sales Tax Fund), (\$18,762) for retiree health insurance, and (\$15,560) for health insurance employer participations.

Park Venue Fund

The Park Venue (PVEN) General Fund changes include \$105,852 for the a compensation plan, a decrease of (\$48,508) for health insurance, \$6,942 for the reclassification of an executive assistant to administrative supervisor, (\$47,985) for the deletion of one full-time Program Center Supervisor, decrease of (\$42,810) in other salaries and benefits, increase of \$24,174 for motor vehicle fuel, decrease of (\$23,000) in supplies for medians and right of ways, decrease of (\$1,653) for other miscellaneous supplies, decrease of (\$9,496) for the transfer to the PID, decrease of (\$7,833) in motor vehicle maintenance, and an increase of \$3,287 in other miscellaneous services and charges. Changes to the PVEN Sales Tax Fund consist \$95,457 added for a Planner moved from Lake Parks (position 100% reimbursed by CIP), \$54,749 for one-time expense for small computer and software upgrades, \$25,000 for one-time expense for the video conferencing system, a reduction of (\$179,395) for the mowing contract, decrease of (\$17,500) in temporary personnel, the Ruthe Jackson Center increased \$56,130, Bowles Life Center decreased (\$864), Uptown Theater decreased (\$6,403), Market Square decreased (\$6,682) and the Summit increased \$168,994.

Solid Waste Fund

The Solid Waste Fund includes a rate increase of \$0.20 per month for residential customers. Changes include \$12,321 increase in TMRS due to a change in the rate, \$29,538 for 3% compensation plan, (\$40,970) lump sum in FY 2010-11, \$56,537 in

Solid Waste Fund (Continued)

salaries and benefits due omission of a position in FY 2010-11, a decrease of (\$42,595) for health insurance, \$97,033 in motor fuel of \$97,033, \$75,000 for the garbage contract, \$16,575 for motor vehicle maintenance, (\$5,056) in indirect cost and in lieu of property tax, \$6,950 in franchise fees, (\$4,436) in the transfer to the General Fund, \$4,519 in miscellaneous services and charges, Keep Grand Prairie Beautiful increased \$10,107, Community Services Program decreased (\$21,049), Auto Related Business Program increased \$6,694 and Brush Street Program decreased (\$13,451).

Street Maintenance Sales Tax Fund

The Street Maintenance Sales Tax Fund provides the resources for maintenance and replacement of existing City streets and alleys, working toward bringing the overall condition to an acceptable level for the citizens of Grand Prairie. The approved revenue totals \$6,500,944. The approved appropriations total \$8,384,919. Major changes included is an increase of \$799,953 in street repair and maintenance, \$770,992 contingency for street repairs, and decrease of (\$8,895) for construction/engineering.

Storm Water Utility Fund

The Storm Water Utility Fund receives Storm Water Utility Fees that are used to construct, operate, and maintain the storm water drainage system. The approved revenue totals \$5,149,802. The approved appropriations total \$6,011,707. Major changes included are increases of \$500,000 for transfer to the Storm Capital Projects Fund, \$37,699 contingency account, \$10,139 for 3% compensation plan, \$4,007 for one-time computer software replacement, and decreases of (\$55,500) for mowing contract and (\$62,372) for dues and software maintenance.

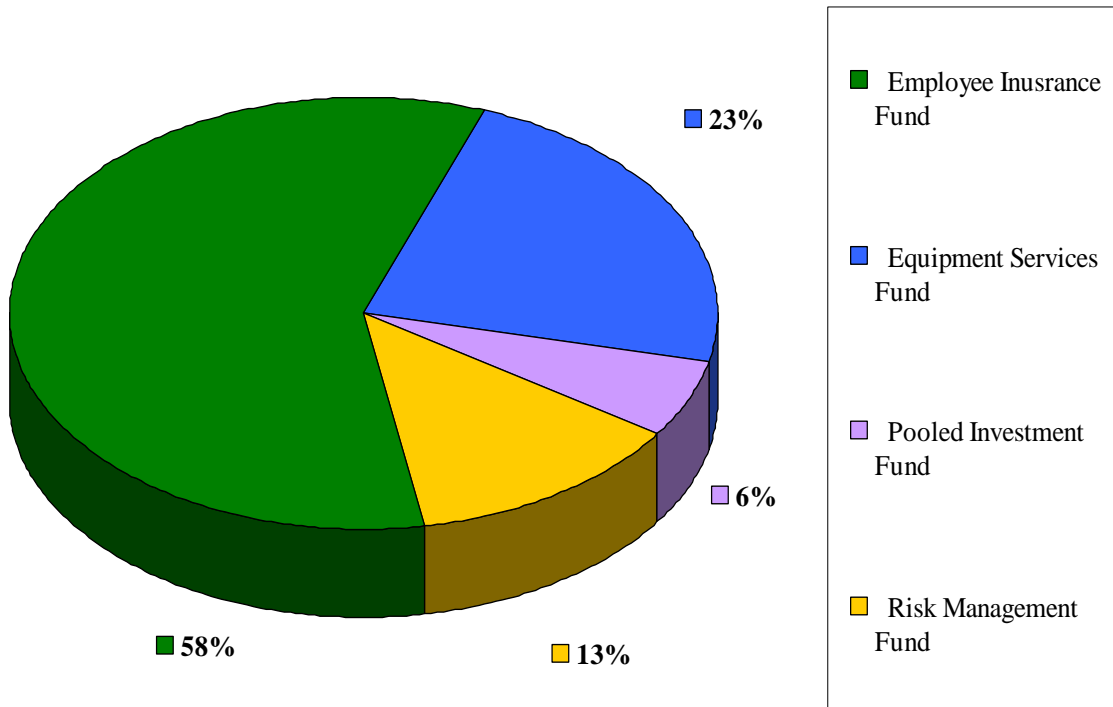
Water/Wastewater Fund

The Water Wastewater Fund includes an overall increase of 8% to water and wastewater rates. Changes to the Fund include \$23,827 increase in TMRS due to a change in the rate, \$268,908 for seven full-time Positions (five Water Wastewater Technicians and two System Operators), \$140,322 for the 3% compensation plan, decrease of (\$176,915) lump sum in FY 2010-11, a decrease of (\$79,898) for health insurance, a decrease of (\$30,145) for retiree insurance, \$25,917 for equity adjustments, a decrease of (\$35,507) in other salaries and benefits, increase in motor fuel of \$89,551, \$21,800 for one-time small tools and equipment, \$200,000 for credit card fees, \$28,165 increase in other supplies and services, \$850,400 capital outlay (equipment and vehicle purchases), increase of \$1,798,850 in water purchases and water treatment, increase of \$19,275 in TRA Contracts, bad debt expense, and property/liability, increase of \$159,365 for franchise fees, indirect cost, and in-lieu of property tax, increase of \$5,715 in the transfer to and reimbursements from the General Fund, an increase of \$126,504 to the transfer to the WWW Debt Service Fund and an increase in the transfer to the WWW Capital Projects Fund of \$464,892.

**INTERNAL SERVICE FUNDS
REVENUES BY FUND**

FUND	2009/10	2010/11	2010/11	2011/12
	ACTUAL	APPR/MOD	PROJECTION	APPROVED
Employee Insurance Fund	13,111,588	12,696,041	10,989,707	12,250,889
Equipment Services Fund	3,771,954	4,181,874	4,320,505	4,814,450
Pooled Investment Fund	4,046,682	2,750,100	1,700,050	1,250,050
Risk Management Fund	3,432,146	2,650,900	2,821,939	2,671,862
TOTAL INTERNAL SERVICE FUNDS	24,362,370	22,278,915	19,832,201	20,987,251

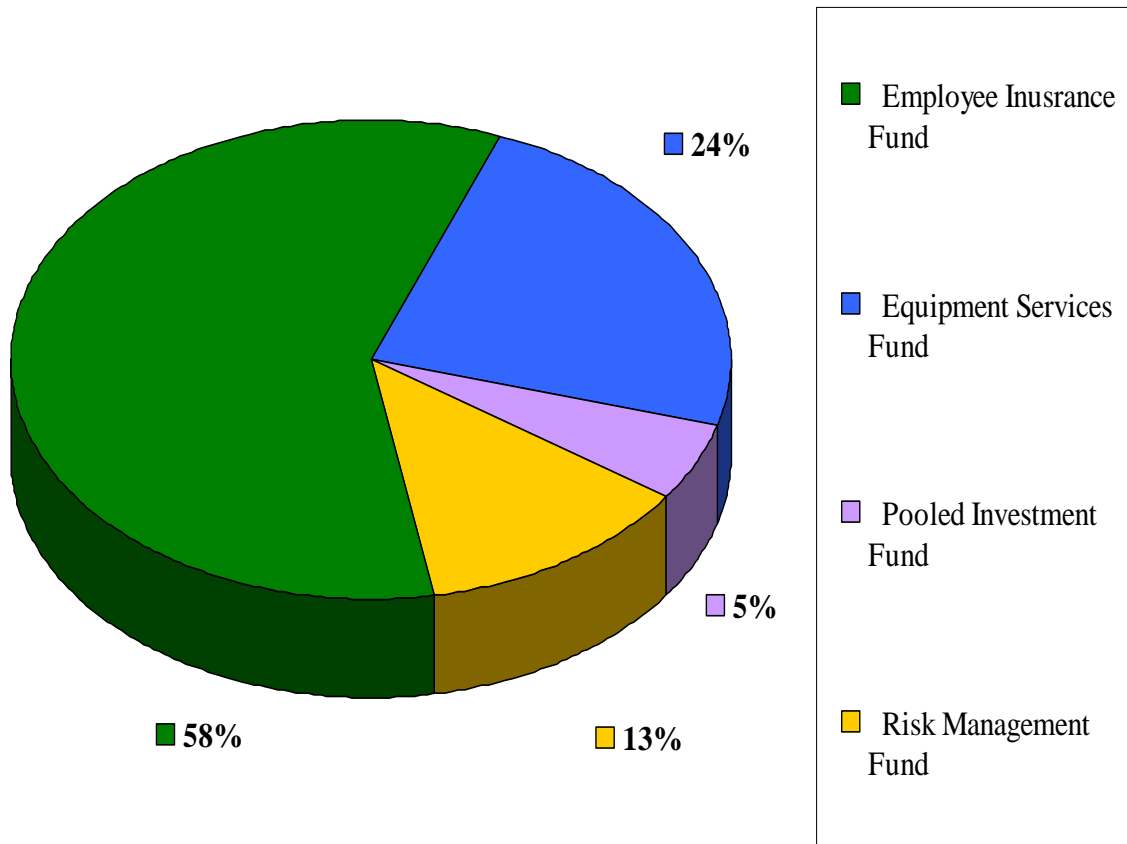
**INTERNAL SERVICE FUNDS
REVENUES BY FUND (%)
FY 2011-12**



**INTERNAL SERVICE FUNDS
APPROPRIATIONS BY FUND**

FUND	2009/10 ACTUAL	2010/11 APPR/MOD	2010/11 PROJECTION	2011/12 APPROVED
Employee Insurance Fund	10,861,232	12,663,251	10,896,877	11,962,692
Equipment Services Fund	3,703,669	4,171,286	4,294,719	4,810,796
Pooled Investment Fund	9,557,082	1,706,603	1,048,151	1,046,005
Risk Management Fund	2,422,041	2,610,605	2,581,866	2,566,059
TOTAL INTERNAL SERVICE FUNDS	26,544,024	21,151,745	18,821,613	20,385,552

**INTERNAL SERVICE FUNDS
APPROPRIATIONS BY FUND (%)
FY 2011-12**



Internal Service Funds Agency Descriptions

Employee Insurance Fund

The Employee Insurance Fund accounts for all monies contributed for the health, vision and dental plans, and life insurance. The approved revenues total \$12,250,889. The approved appropriations total \$11,962,692. Major changes included are increases of \$100,000 for one-time renovation of CVE exercise room one-time, \$87,000 for dental claims, \$83,209 for reinsurance, \$40,517 for life insurance premiums, \$30,000 CVE workout equipment, \$4,210 for one-time computer software upgrades, \$2,036 for 3% compensation plan and decreases of (\$530,179) in retiree claims/RX, (\$518,753) employee medical claims/RX, (\$50,320) in medical reimbursements/opt outs, and (\$1,448) for health insurance employer participation.

Equipment Services Fund

Equipment Services implemented a maintenance agreement user fee system in fiscal year 1988/89. Charges for vehicle maintenance for FY 2011-12 are based on fiscal year 2010-11 maintenance and repair costs for each class of vehicle. The average cost is modified to include a fully burdened labor rate. The average rate for each class is then applied to the vehicles assigned to each agency to establish vehicle maintenance costs based on the per vehicle maintenance agreements. The total approved revenues total \$4,814,450. The total approved appropriations total \$4,810,796. Major changes included are increases of \$640,681 for fuel, \$24,600 for 3% compensation plan, \$3,000 for tool allowance, and \$5,757 for one-time computer software replacement, and decreases of (\$10,860) for health insurance employer participation and (\$9,381) for retiree health insurance.

Pooled Investments Fund

The Pooled Investment Fund provides interest earnings to the operating and capital projects funds of the City of Grand Prairie. The approved revenues total \$1,250,050. The approved appropriations total \$1,046,005. Included are increases of \$7,106 for 3% compensation plan, \$6,451 for one-time computer software replacement, \$5,472 for equity adjustments, and a decrease of (\$678,433) in allocation of interest earnings.

Risk Management Fund

The Risk Management Fund accounts for all funds collected through internal service rates for workers' compensation, property, and liability insurance indemnity. The approved revenue totals \$2,671,862. The approved appropriations total \$2,566,059. Included are increases of \$46,000 for auto related losses, \$40,000 worker's comp – prior, \$17,000 liability loss current, \$19,000 one-time signal tester equipment, \$2,175 for 3% compensation plan, \$1,805 one-time computer software replacement, and decreases of (\$150,076) for one-time I-30 lighting, (\$30,000) for liability loss prior, and (\$724) for health insurance employer participation.

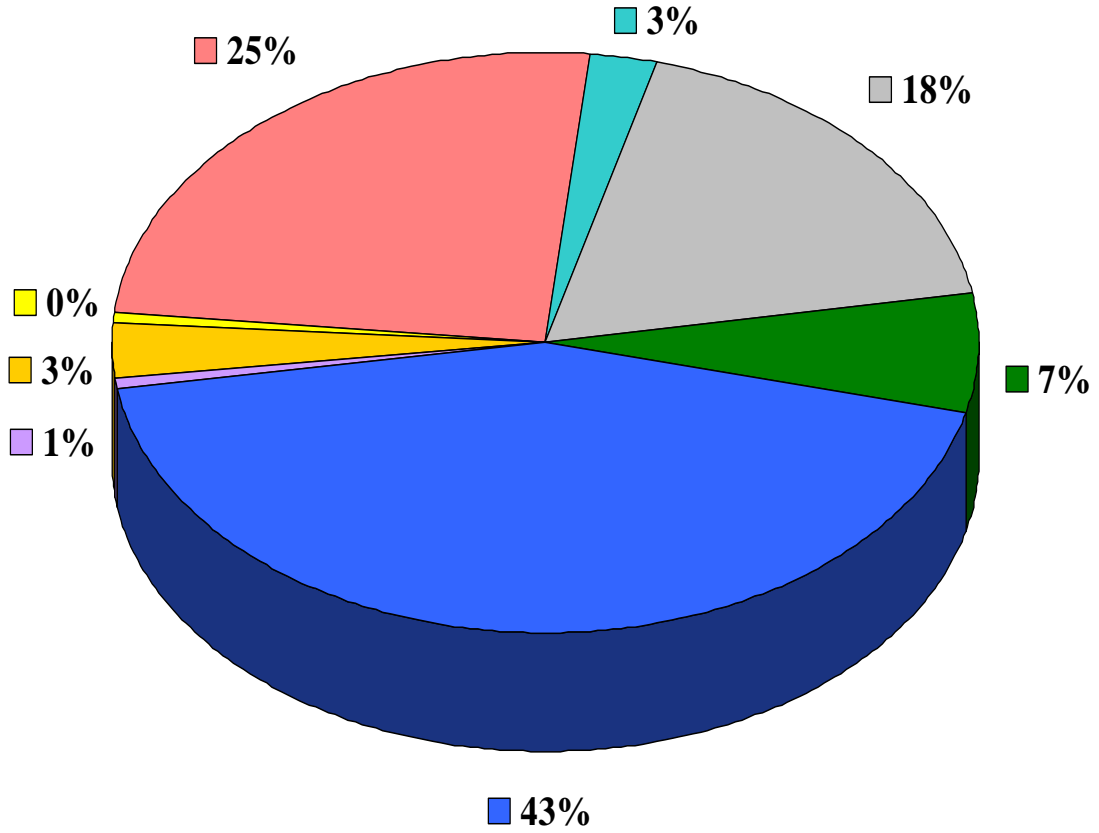
**OTHER FUNDS
REVENUES BY FUND**

FUND	2009/10	2010/11	2010/11	2011/12
FUND	ACTUAL	APPR/MOD	PROJECTION	APPROVED
Active Adult Center (AAC)	2,602,636	2,404,145	2,392,826	2,512,245
Baseball Fund	2,781,914	2,401,150	2,392,826	2,512,245
Baseball Stadium Repair & Mntce	25,000	50,057	25,000	50,000
Capital & Lending Reserve Fund	12,903,002	4,808,762	4,812,183	860,000
Other Cemetery Funds	210,654	152,193	150,000	150,000
Crime Tax Fund	4,697,047	4,493,841	4,785,652	5,024,490
Debt Service Fund	16,618,176	15,540,730	15,620,113	16,804,566
Equipment Acquis. Fund	8,655	-	-	-
Hotel/Motel Bldg. Fund	15,946	-	-	-
Information Tech. Acq. Fund	365,861	353,137	370,976	1,006,600
Juvenile Case Manager Fund	151,933	150,873	135,492	135,492
Municipal Courts Funds	238,404	227,935	210,163	210,163
Prairie Lights	542,744	691,270	690,963	878,575
RJC Repair Reserve Fund	23,796	106,909	145,455	133,216
Solid Waste Closure Fund	175,000	175,000	175,000	200,000
Solid Waste Equip Acqu Fund	791,311	575,000	575,000	600,000
Solid Waste Landfill Repl. Fund	100,000	100,000	100,000	100,000
Solid Waste Liner Reserve Fund	150,000	200,000	200,000	300,000
W/WW Debt Service Fund	6,520,650	6,791,233	6,925,000	6,900,000
TOTAL OTHER FUNDS	48,922,729	39,222,235	39,706,649	38,377,592

**OTHER FUNDS
APPROPRIATIONS BY FUND**

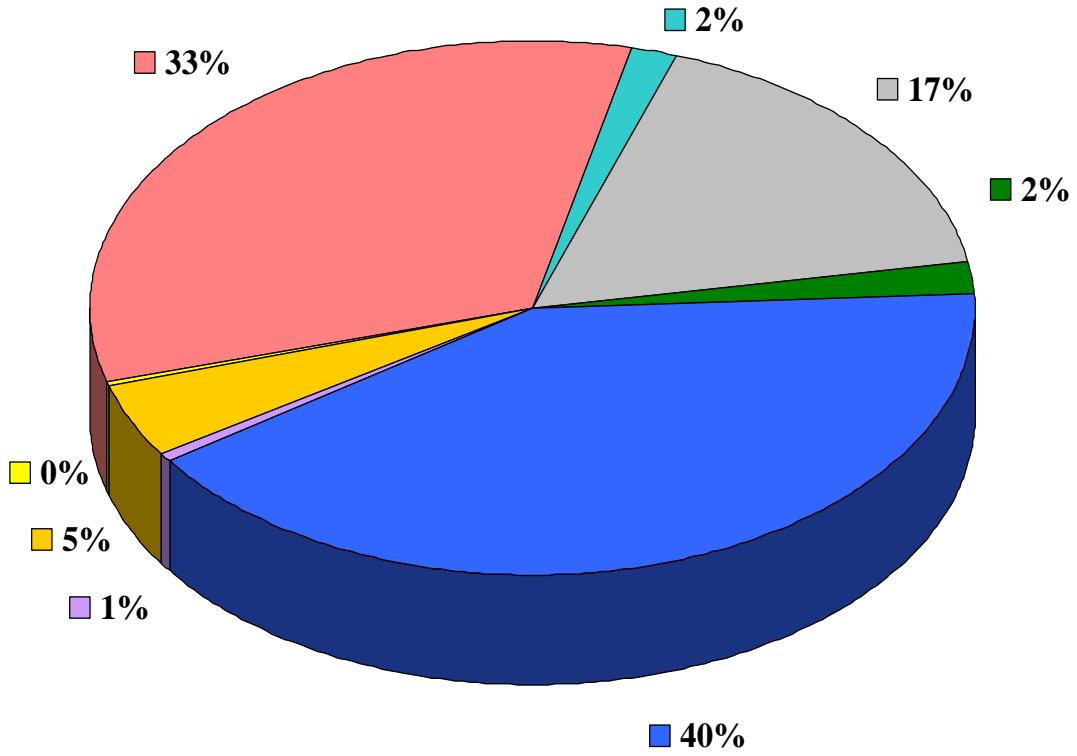
FUND	2009/10	2010/11	2010/11	2011/12
FUND	ACTUAL	APPR/MOD	PROJECTION	APPROVED
Active Adult Center (AAC)	5,300,189	983,470	3,605,569	758,356
Baseball Fund	2,485,315	2,151,455	3,828,063	2,048,671
Baseball Stadium Repair & Mntce	-	60,000	60,000	-
Capital & Lending Reserve Fund	3,834,129	323,826	323,826	6,505,633
Other Cemetery Funds	147	6,000	6,000	20,000
Crime Tax Fund	8,024,270	3,755,277	7,189,335	3,118,399
Debt Service Fund	16,176,051	16,547,466	16,523,804	16,305,155
Equipment Acquis. Fund	182,013	31,589	31,589	-
Hotel/Motel Bldg. Fund	91,492	34,261	34,261	125,000
Information Tech. Acq. Fund	685,950	585,241	585,241	1,220,517
Juvenile Case Manager Fund	125,512	148,514	125,127	143,752
Municipal Courts Funds	253,748	298,433	270,359	228,051
Prairie Lights	520,925	727,761	707,307	672,736
RJC Repair Reserve Fund	119,665	107,749	107,749	-
Solid Waste Closure Fund	-	-	-	-
Solid Waste Equip Acqu Fund	560,848	570,000	570,000	424,000
Solid Waste Landfill Repl. Fund	-	-	-	-
Solid Waste Liner Reserve Fund	-	100,000	100,000	1,400,000
W/WW Debt Service Fund	6,641,413	6,650,858	6,661,069	6,725,843
TOTAL OTHER FUNDS	45,001,667	33,081,900	40,729,299	39,696,113

**OTHER FUNDS
REVENUES BY FUND (%)
FY 2011-12**



■ Active Adult Center (AAC)	■ Debt Service Fund
■ Municipal Court Funds	■ Solid Waste Funds
■ Cemetery Funds	■ Other Miscellaneous Funds
■ Park Venue Funds	■ W/WW Debt Service Fund

**OTHER FUNDS
APPROPRIATIONS BY FUND (%)
FY 2011-12**



■ Active Adult Center (AAC)	■ Debt Service Fund
■ Municipal Court Funds	■ Solid Waste Funds
■ Cemetery Funds	■ Other Miscellaneous Funds
■ Park Venue Funds	■ W/WW Debt Service Fund

Other Funds Agency Descriptions

Active Adult Center Fund

The Active Adult Center Operating Fund is primarily funded from sales tax for construction of an active life center (The Summit) for people age 50 and older in Grand Prairie, which will feature an indoor aquatics center, gym, fitness area, classrooms, a theater and banquet room. The approved revenues total \$2,512,245. The approved appropriations total \$758,356 for principal and interest expense on bonds.

Baseball Operating Fund

The Baseball Operating Fund is primarily funded from sales tax for construction of a minor league baseball stadium in Grand Prairie. The approved revenues total \$2,512,245. The approved appropriations total \$2,048,671 for principal and interest expense on bonds.

Baseball Stadium Repair & Maintenance Fund

The Baseball Stadium Repair & Maintenance Fund is dedicated to provide ongoing repair and maintenance of the minor league baseball stadium in Grand Prairie. The approved revenues total \$50,000. There are no approved appropriations for this fund.

Capital and Lending Reserve Fund

The Capital Lending and Reserve Fund was established for financing one-time, non-recurring capital projects. There are no set participations to the fund and it is primarily funded from interest earnings and/or other proceeds from investments of the fund. Disbursements from the fund are authorized by City Council action following recommendations by the CMO and the Finance and Government Committee. A plan to replenish the fund over a reasonable time frame will be included in this authorization. There may be one-time uses that will not be repaid. The approved revenues total \$860,000. The approved appropriations total \$6,505,633, allocated as followed: \$1,770,000 for transfer to MFAC Fund, \$3,735,633 for Tangle Ridge debt, \$1,000,000 for Façade Phase II.

Cemetery Perpetual Care Fund

The Grand Prairie Memorial Gardens and Mausoleum Perpetual Care Fund is dedicated to providing long-term care and maintenance to the cemetery. Care and maintenance includes the replacement of Markers, Benches, and Crypt Fronts due to vandalism or cemetery error. This fund consists of all property, mausoleum and cremation niche sales, and will grow each year from sales and the interest it earns. This fund will enable the cemetery to be maintained and will be a show piece for many generations to come to the City of Grand Prairie, it will allow many times of reflection and memories of loved ones who have entrusted Grand Prairie Memorial Gardens to provide caring and trusted

Cemetery Perpetual Care Fund (Continued)

service, where quality and compassion become trademarks. The approved revenues total \$50,000. There are no approved appropriations for this fund.

Cemetery Replacement Fund

The Grand Prairie Memorial Gardens and Mausoleum Replacement Fund is funded from the Cemetery Fund operating revenues in order to acquire capital equipment essential to maintaining its operations. The approved revenues total \$100,000. The approved appropriations for this fund are \$20,000 for a cemetery master plan.

Crime Tax Fund

The Crime Tax Operating Fund is primarily funded from sales tax for construction of the new Public Safety Building. The approved revenues total \$5,024,490. The approved appropriations total \$3,118,399 for debt service principal and interest expense on bonds.

Debt Service Fund

The Debt Service Fund is primarily funded from taxes and interest earnings to meet the requirements of general obligation debt service and reserve. The approved revenues total \$16,804,566. The approved appropriations for principal and interest payments total \$16,305,155. Included is increases of \$514,081 for principal payments bonds, \$265,699 for interest expense future issue, \$102,130 for interest expense CO's, \$35,000 principal payments Cemetery, \$18,329 for principal payments CO's, and decreases of (\$310,195) for principal payments Parks Venue, (\$291,751) for transfer to Golf Fund, (\$277,934) for interest expense Park Venue, (\$257,548) for interest expense bonds, (\$40,122) for interest expense Cemetery.

Equipment Acquisition Fund

The Equipment Acquisition Fund issues short term debt to purchase capital outlay valued at \$30,000 or greater with a useful life of greater than four years. There are no approved revenues for this fund or approved appropriations for this fund.

Hotel/Motel Building Fund

The Hotel/Motel Building Fund accounts for a capital reserve, which could be used for a Civic/Convention Center. There are no approved revenues for this fund. The approved appropriations for this fund are \$125,000 allocated as follows: \$100,000 for Loyd Home Renovations and \$25,000 for Loyd Home Furnishings.

Information Technology Acquisition Fund

The Information Technology Acquisition Fund accounts for information technology hardware and software purchased by the City of Grand Prairie. The approved revenues total \$1,006,600. The approved appropriations total \$1,220,517. Included is \$1,095,517 for one-time computer hardware and software replacements and \$125,000 for a video teleconference system.

Juvenile Case Manager Fund

The Juvenile Case Manager Fund is funded from proceeds collected from a \$5.00 Juvenile Case Manager Fee paid by defendants who have been convicted of a misdemeanor offense. The approved revenues total \$135,492. The approved appropriations total \$143,752. Included is \$10,000 for postage, \$3,204 for one-time computer software replacement, \$2,940 for 3% compensation plan, and decrease of (\$1,448) for health insurance employer participation.

Municipal Court Building Security Fund

The Municipal Court Building Security Fund is funded from the proceeds of a \$3.00 security fee paid by defendants who have been convicted of a misdemeanor offense. The approved revenues total \$83,172. The approved appropriations total \$84,375. Included is \$1,997 for 3% compensation plan, \$1,805 for one-time computer software replacement, (\$1,000) in travel/training, (\$1,707) in miscellaneous services, and (\$724) in health insurance employer participation.

Municipal Court Judicial Efficiency Fund

The Municipal Court Judicial Efficiency Fund is funded from the proceeds of a \$25.00 one-time payment fee paid by defendants who have been convicted of a misdemeanor offense. The \$25.00 fee is distributed as follows: \$12.50 to the state, \$10.00 to the General Fund, and \$2.50 to the Municipal Court Judicial Efficiency Fund. The approved revenues total \$16,094. The approved appropriations total \$15,994. There are no major changes for this fund.

Municipal Court Technology Fund

The Municipal Court Technology Fund is funded from the proceeds of a \$4.00 technology fee paid by defendants who have been convicted of a misdemeanor offense. The approved revenues total \$110,897. The approved appropriations are \$127,682. Included is an increase of \$50,000 for one-time equipment (new server and space for imaging), \$3,074 for reimbursement to General Fund IT Department for software maintenance and decreases of (\$69,040) for fiscal year 2011 capital outlay and (\$30,960) for one-time small computers and equipment.

Prairie Lights Fund

The Prairie Lights Fund is primarily funded through gate receipts, concession sales and private donations from the annual Prairie Lights Holiday Lighting Display at Joe Pool Lake. The approved revenues total \$878,575. The approved appropriations total \$672,736. Included are increases of \$19,260 for operational services for Holiday Magic Walkthrough, \$3,458 for 3% compensation plan, \$1,805 for one-time computer software replacement, and decreases of (\$75,024) for change in expenses for Prairie Lights contract and (\$1,448) for health insurance employer participation.

Ruthe Jackson Center (RJC) Repair Reserve Fund

The Ruthe Jackson Repair Reserve Fund is funded from the Ruthe Jackson Center operating revenues in order to acquire capital equipment essential to maintaining its operations. The approved revenue totals \$133,216 and there are no approved appropriations. The FY 2011-12 approved budget does not include any significant budget changes.

Solid Waste Closure Liability Fund

The Solid Waste Closure Liability Fund accumulates reserves for landfill closure and post-closure costs and environmental remediation. The approved revenue totals \$200,000 and no approved appropriations. The FY 2011-12 approved budget does not include any significant budget changes.

Solid Waste Equipment Acquisition

The Solid Waste Equipment Acquisition Fund was created to accumulate reserves for equipment acquisition. The approved revenue totals \$600,000. The approved appropriations total \$424,000. Included is \$164,000 for a hook truck, \$160,000 for a track dozer, \$65,000 for a tractor with batwing motor, and \$35,000 for a water tank for a water truck.

Solid Waste Landfill Replacement Fund

The Solid Waste Landfill Replacement Fund accumulates reserves to provide a replacement solid waste disposal facility by the end of the life of the landfill. The approved revenue totals \$100,000 with no approved appropriations. The FY 2011-12 approved budget does not include any significant budget changes.

Solid Waste Liner Reserve Fund

The Solid Waste Liner Reserve Fund accumulates reserves for the next landfill liner when required. The approved revenue totals \$300,000 and approved appropriations of \$1,400,000. Included is an increase of \$1,300,00 for landfill cell construction.

Water/Wastewater Debt Service Fund

The Water/Wastewater Debt Service Fund is funded from Water/Wastewater operating revenue in order to meet the requirements of the Water/Wastewater Debt. The approved revenue totals \$6,900,000. The approved appropriations total \$6,725,843. Included is a increase of \$404,112 for interest expense future issue, and decreases of (\$269,127) for interest expense and (\$60,000) for principal payment bonds.

Capital Projects

2011/2012 APPROVED CAPITAL PROJECTS BUDGET

The 2011/2012 Approved Capital Improvement Projects Budget includes \$35,693,730 in appropriation requests. This includes \$10,591,102 in Water and Wastewater requests, \$7,602,234 in Street and Signal Projects, \$1,274,000 Park Projects, and \$5,833,500 in Storm Drainage Projects. All planned debt issued in 2012 are within the legal limits and are within the tax debt capacity of I & S portion of the tax rate. Improvements by funds are outlined below.

Capital Projects by Fund

Airport Fund

- \$1,800,000 funding for Hanger Facility Engineering and Construction
 - \$1,175,000 funding for Perimeter Fence
 - \$265,747 funding for various Airport equipment
 - \$100,000 funding for the RAMP Projects Grant 50/50 Split with TxDOT
 - \$76,850 funding for Terminal Restaurant Equipment
 - \$75,000 funding for Security System for New Terminal
- TOTAL APPROPRIATIONS = \$3,492,597

Capital Reserve Fund

- \$1,000,000 funding for Phase II of Main Street Façade Program
 - \$407,000 funding for various Street Operations
 - \$303,300 for various department Miscellaneous request
- TOTAL APPROPRIATIONS = \$1,710,300

Fire Fund

- \$800,000 funding for Land Acquisition and Design for Relocating Station #1
 - \$566,950 Engine Replacement #E9
 - \$480,250 funding for various small Fire Equipment
 - \$159,960 funding for an Ambulance Replacement #77
 - \$75,000 funding for a study for a future New Drill Field
 - \$23,769 cost of issuance
- TOTAL APPROPRIATIONS = \$2,105,929

Golf Fund

- \$200,000 for Tangle Ridge Cart Path Repairs
 - \$50,000 funding for miscellaneous repairs at Tangle Ridge and Prairie Lakes
- TOTAL APPROPRIATIONS = \$250,000

Lake Park Fund

- \$250,000 for funding Lynn Enhancements
- \$100,000 funding for miscellaneous Lake Park Projects
- \$100,000 for Loyd Re-Roofing Phase II

- \$350,000 for Loyd Home Camp Store
 - \$100,000 funding for Loyd Beach Improvements (Shade Shelters and Sand)
- TOTAL APPROPRIATIONS = \$900,000

Municipal Facility Fund

- \$200,000 funding for roof and HVAC replacement
- \$200,000 funding for Building Infrastructure
- \$100,000 for Fire Station #8 Repairs
- \$50,000 to paint and repairs to the Municipal Court Building
- \$20,000 for the design for the new Vet Clinic
- \$8,068 cost of issuance

TOTAL APPROPRIATIONS = \$578,068

Park Fund

- \$650,000 for Soccer Lights at Mountain Creel Complex
- \$239,000 for Golf Equipment and Infrastructure Improvements
- \$150,000 for Park Infrastructure
- \$150,000 for Electronic Signage
- \$55,000 for Equipment Replacement at Bowles Life Center
- \$30,000 for a Park's Master Plan Update

TOTAL APPROPRIATIONS = \$1,274,000

Police Fund

- \$300,000 for Phase I of Software Replacement
- \$6,000 cost of issuance

TOTAL APPROPRIATIONS = \$306,000

Storm Drainage Fund

- \$985,500 for City Wide Drainage Master Plan Studies – Phase III
- \$950,000 for Miscellaneous Public Erosion Repairs
- \$850,000 for Cedar Creek Drainage Improvements at Robinson & Prairie
- \$800,000 for Freetown from Robinson to Carrier Phase I
- \$585,000 for Arbor Creek Drainage Improvements at Tarrant Road
- \$543,000 for Pioneer and Great Southwest Parkway at Cottonwood Creek
- \$500,000 for Beltline Road Area at Cottonwood Creek
- \$400,000 for Miscellaneous Storm Drain Outfall Rehabilitations
- \$150,000 for Miscellaneous Drainage Projects (Beltline Rd at Plattner Creek)

Storm Drainage Fund (Continued)

- \$50,000 for Annual Study for Outfall Rehabs
- \$20,000 for Miscellaneous Engineering Projects

TOTAL APPROPRIATIONS = \$5,833,500

Streets/Signal Fund

- \$2,607,390 for Palace Connection to IH-30 Off Ramp
- \$1,600,000 for Freetown Road – From Robinson to Carrier Phase I

- \$600,000 for Forum Drive Paving and Streetscape Improvements from Waterwood to GSW
 - \$535,000 for Arbor Creek Improvements at Tarrant Road
 - \$403,000 for Roy Orr Bridge Embankment and Guard Rail Improvements at Trinity River
 - \$375,000 for High Accident Location Improvements
 - \$344,078 for GSW Industrial District
 - \$300,000 for Hunter Ferrell Aesthetics
 - \$154,926 for School Sidewalks
 - \$150,000 for Waterwood from dead end to Arkansas
 - \$150,000 for Residential Sidewalks new and repair
 - \$85,000 for Miscellaneous Engineering Projects
 - \$50,000 for Concrete Channel Repairs
 - \$50,000 for Guard Rails
 - \$30,000 for Survey Work
 - \$25,000 for School Flashers
 - \$24,000 for Speed Hump Installation
 - \$118,840 for cost of issuance
- TOTAL APPROPRIATIONS = \$7,602,234

Solid Waste Fund

- \$700,000 for Adjacent Property Acquisition
 - \$200,000 for Gas Phase VI
 - \$60,000 for Landfill Road Repair
 - \$50,000 for Permit Modification
 - \$40,000 for Camera Upgrades
- TOTAL APPROPRIATIONS = \$1,050,000

Water Fund

- \$2,250,000 for Arlington Water Supply Connection
- \$1,950,000 for North Dallas Water Supply Line
- \$1,250,000 for Water Tank Rehab
- \$1,000,000 for Water Main Replacement
- \$430,000 for Mansfield 6 MGD Pump Station \$ Water Line US 287 & SH 360
- \$430,000 for Midlothian Supply to South ETJ
- \$250,000 for 24" Transfer Valve N. IH-30 17N
- \$170,000 for Building Infrastructure
- \$115,000 for Arbor Creek Water Improvements at Tarrant Road

Water Fund (Continued)

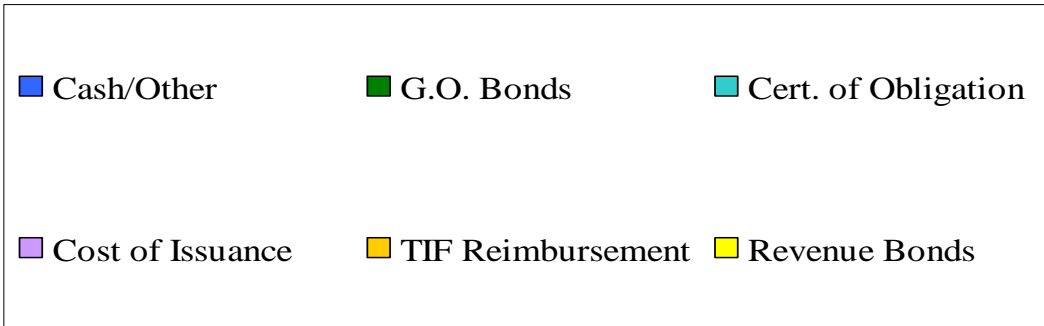
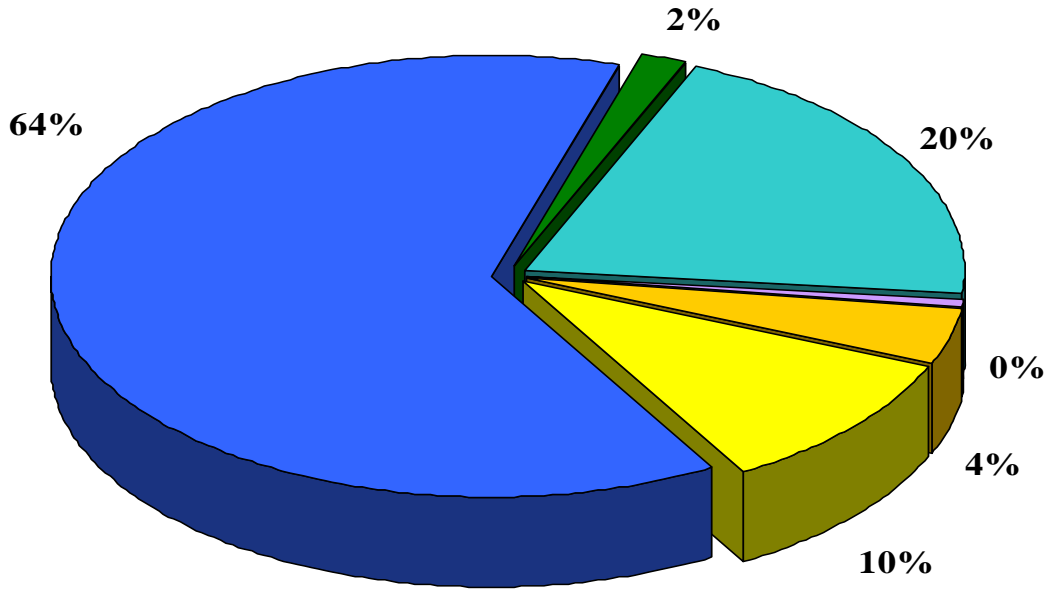
- \$50,000 for Camp Wisdom Flow Vault Upgrade Actuator to 3 Phase
 - \$50,000 for Duncan Perry Flow Actuators
 - \$40,000 for Chloramines Booster System at Peninsula Tank
 - \$20,000 for miscellaneous engineering projects
 - \$71,102 for cost of issuance
- TOTAL APPROPRIATIONS = \$8,076,102

Wastewater Fund

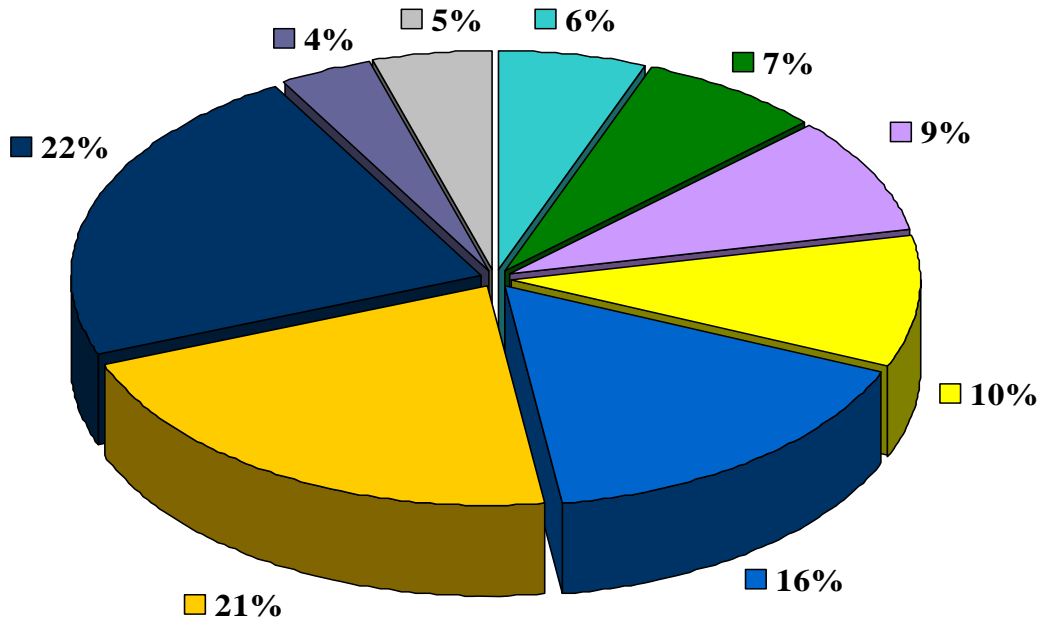
- \$890,000 for Wastewater Cedar Creek Crossing Protection
- \$500,000 for Wastewater Main Replacement
- \$500,000 for Infiltration/Inflow
- \$500,000 for WWMP Priority Overflow Projects
- \$50,000 for Arbor Creek Wastewater Improvements at Tarrant Road
- \$50,000 for Manhole Flow Level Monitors
- \$25,000 for miscellaneous engineering projects


TOTAL APPROPRIATIONS = \$2,515,000

**2012 Approved Capital Projects
By Budget Funding Sources
\$35,693,730**



2012 Approved Capital Projects
By Budget Category
\$35,693,730



 Parks	 Capital Reserve	 Fire
 Wastewater	 Miscellaneous	 Airport
 Storm	 Streets	 Water

FISCAL YEAR (FY) 2011-12 CAPITAL OUTLAY LIST

<u>FUND</u>	<u>DEPARTMENT</u>	<u>DESCRIPTION</u>	<u>IMPROVEMENT or REPLACEMENT</u>	<u>AMOUNT IN OPERATING FUND</u>	<u>AMOUNT IN EQUIPMENT FINANCED</u>
<u>OPERATING FUNDS</u>					
GENERAL FUND					
	Public Works	1991 GMC 1 TON S/BODY	R	28,000	
	Fire	1999 Ford Sedan	R	17,500	
		1999 Ford Sedan	R	19,000	
		2000 Ford Sedan	R	19,000	
	Police	2007 Ford Sedan	R	29,500	
		2006 Ford Sedan	R	29,500	
		2006 Ford Sedan	R	29,500	
		2008 Ford Sedan	R	29,500	
		2007 Ford Sedan	R	29,500	
		2008 Ford Sedan	R	29,500	
		2007 Ford Sedan	R	29,500	
		2007 Ford Sedan	R	29,500	
		2008 Ford Sedan	R	29,500	
		2008 Ford Sedan	R	29,500	
		2006 Ford Sedan	R	29,500	
		2007 Ford Sedan	R	29,500	
		2007 Ford Sedan	R	29,500	
		2008 Ford Sedan	R	29,500	
		2005 Ford Sedan	R	29,500	
		2005 H-D Motorcycle	R	17,000	
		2002 Mid-Sedan	R	17,500	
		1998 Mid-Sedan	R	17,500	
		2002 Mid-Sedan	R	17,500	

FISCAL YEAR (FY) 2011-12 CAPITAL OUTLAY LIST

<u>FUND</u>	<u>DEPARTMENT</u>	<u>DESCRIPTION</u>	<u>IMPROVEMENT or REPLACEMENT</u>	<u>AMOUNT IN OPERATING FUND</u>	<u>AMOUNT IN EQUIPMENT FINANCED</u>
		Chief Car	R	25,000	
TOTAL GENERAL FUND				620,500	0
CABLE FUND					
	Marketing				
		Council Briefing Room Renovation	R	50,000	
		Upgrade Studio to HD	R	70,000	
TOTAL CABLE FUND				120,000	0
EMPLOYEE HEALTH INSURANCE FUND					
	Human Resources				
		Wellness Program Equipment	R	30,000	
		Renovation CVE Exercise Room	R	100,000	
TOTAL EMPLOYEE HEALTH INSURANCE FUND				130,000	0
INFORMATION TECHNOLOGY ACQUISITION FUND					
	Information Technology				
		Video Conferencing System	I	125,000	
		Data Processing Equipment	R	688,523	
		Data Processing Software	R	400,394	
TOTAL INFORMATION TECHNOLOGY ACQUISITION FUND				1,213,917	0
LAKE PARKS FUND					
	Parks and Recreation				
		2001 SUV	R	25,000	
		Video Conferencing System	I	50,000	

FISCAL YEAR (FY) 2011-12 CAPITAL OUTLAY LIST

<u>FUND</u>	<u>DEPARTMENT</u>	<u>DESCRIPTION</u>	<u>IMPROVEMENT or REPLACEMENT</u>	<u>AMOUNT IN OPERATING FUND</u>	<u>AMOUNT IN EQUIPMENT FINANCED</u>
		Gator	R	6,500	
		2002 Pickup	R	19,000	
TOTAL LAKE PARKS FUND				100,500	0
MUNICIPAL COURT TECHNOLOGY FUND					
	Municipal Court				
		Server, Space for Imaging, etc...	I	50,000	
TOTAL MUNICIPAL COURT TECHNOLOGY FUND				50,000	0
PARK VENUE SALES TAX FUND					
	Parks and Recreation				
		Video Conferencing System	I	25,000	
TOTAL PARK VENUE SALES TAX FUND				25,000	0
RISK FUND					
	Human Resources				
		Traffic Signal Tester Equipment	I	19,000	
TOTAL RISK FUND				19,000	0
SOLID WASTE EQUIPMENT ACQUISITION FUND					
	Environmental Services				
		Track Dozer (Rebuild)		160,000	
		Hook Truck (Roll Offs)		164,000	
		Tractor with Batwing Mower		65,000	
		Water Tank for Water Truck		35,000	
TOTAL SOLID WASTE EQUIPMENT ACQUISITION FUND				424,000	0

FISCAL YEAR (FY) 2011-12 CAPITAL OUTLAY LIST

<u>FUND</u>	<u>DEPARTMENT</u>	<u>DESCRIPTION</u>	<u>IMPROVEMENT or REPLACEMENT</u>	<u>AMOUNT IN OPERATING FUND</u>	<u>AMOUNT IN EQUIPMENT FINANCED</u>
WATER WASTEWATER FUND					
	Public Works				
		Teleworks Upgrade	I	102,400	
		Water Meters	R	400,000	
		Message Board	I	8,000	
		Trenching & Shoring Boxes	I	35,000	
		1992 Pickup	R	19,000	
		Tractor Backhoe	R	80,000	
		Dump Truck	I	90,000	
		Small Utility Vehicle	I	32,000	
		Trailer for Excavator	I	30,000	
		Air Compressor	R	10,000	
		Air Compressor	R	10,000	
		Vacuum Valve Operator/Trailer	I	48,000	
		Dump Truck	R	90,000	
		Tractor Backhoe	R	80,000	
		Compact Excavator	I	28,000	
		2 1/2 ton utility truck	I	89,000	
		3/4 Ton pickup	I	37,000	
		3/4 Ton pickup	I	37,000	
		1/2 ton pickup	I	25,000	
TOTAL WATER WASTEWATER FUND				1,250,400	0

CAPITAL IMPROVEMENT PROJECT (CIP) FUNDS

AIRPORT CIP FUND

Airport

FISCAL YEAR (FY) 2011-12 CAPITAL OUTLAY LIST

<u>FUND</u>	<u>DEPARTMENT</u>	<u>DESCRIPTION</u>	<u>IMPROVEMENT or REPLACEMENT</u>	<u>AMOUNT IN OPERATING FUND</u>	<u>AMOUNT IN EQUIPMENT FINANCED</u>
		Fencing	I		1,175,000
		Terminal Restaurant Equipment	I		76,850
		Equipment for New Air Traffic Control Tower	I		75,000
		John Deere Tractor	I		66,747
		Audio/Video Equipment for New Terminal	I		50,000
		Batwing Mower	I		24000
TOTAL AIRPORT CIP FUND				0	1,467,597
CAPITAL RESERVE FUND					
	Streets	Two Message Boards (Solar Tech VMS)	R		45,000
	Streets	Two Sanders	R		32,000
	Aquatics	Ultraviolet (UV) Sanitation System for the Splash Factory	I		18,000
	Transportation	Three Message Boards and Cameras	I		110,000
	Parks & Recreation	Power Wash City Hall	I		28,000
TOTAL CAPITAL RESERVE FUND				0	233,000
FIRE CIP FUND					
	Fire	Defibrillators	R		258,025
		Thermal Image Cameras	R		63,950
		Opticom System	R		55,000
		Engine Replacement	R		530,111
		Thermal Image Cameras	R		18,790
		Ambulance Replacement	R		147,825
		Hydraulic Stretcher	R		12,413
TOTAL FIRE CIP FUND				0	1,086,114
PARKS CIP FUND					
	Parks and Recreation	Electronic Signage	I		125,000

FISCAL YEAR (FY) 2011-12 CAPITAL OUTLAY LIST

<u>FUND</u>	<u>DEPARTMENT</u>	<u>DESCRIPTION</u>	<u>IMPROVEMENT or REPLACEMENT</u>	<u>AMOUNT IN OPERATING FUND</u>	<u>AMOUNT IN EQUIPMENT FINANCED</u>
		Bowles Fitness Equipment	R		55,000
		Truckster - Tangleridge	R		25,000
		Fairway Mower - Tangleridge	R		40,000
		Greens Roller - Tangleridge	R		15,000
		Fairway Mower - Prairie Lakes	R		70,000
		Trim Mower - Prairie Lakes	R		39,000
TOTAL PARKS CIP FUND				0	369,000
POLICE CIP FUND					
	Police				
		Data Processing Software	R		300,000
TOTAL POLICE CIP FUND				0	300,000
SOLID WASTE CIP FUND					
	Environmental Services				
		Camera Upgrades	R		40,000
TOTAL SOLID WASTE CIP FUND				0	40,000
GRAND TOTAL				3,953,317	3,495,711

CITY POSITIONS BY FUND AND AGENCY

FUND/AGENCY	ACTUAL 2009/10		APPROVED 2010/11		CHANGES APPV'D TO PROJ		PROJECTED 2010/11		CHANGES PROJ TO PROP		APPROVED 2011/12	
	FT	PT/S	FT	PT/S	FT	PT/S	FT	PT/S	FT	PT/S	FT	PT/S
GENERAL FUND												
City Council	0.0	9.0	0.0	9.0	0.0	0.0	0.0	9.0	0.0	0.0	0.0	9.0
City Manager	8.0	2.0	7.0	2.0	0.0	1.0	7.0	3.0	0.0	0.0	7.0	3.0
Budget and Research	3.0	0.0	3.0	0.0	0.0	0.0	3.0	0.0	0.0	0.0	3.0	0.0
Management Services	3.0	0.0	3.0	0.0	0.0	0.0	3.0	0.0	0.0	0.0	3.0	0.0
Marketing	2.0	0.0	2.0	0.0	0.0	0.0	2.0	0.0	0.0	0.0	2.0	0.0
Economic Development	0.0	0.0	0.0	0.0	0.0	0.0	0.0	0.0	0.0	0.0	0.0	0.0
Legal Services	5.0	1.0	5.0	1.0	1.0	(1.0) ²	6.0	0.0	0.0	0.0	6.0	0.0
Municipal Court	24.0	0.0	24.0	0.0	(1.0)	0.0 ³	23.0	0.0	0.0	0.0	23.0	0.0
Judiciary	3.0	0.0	3.0	0.0	0.0	0.0	3.0	0.0	0.0	0.0	3.0	0.0
Human Resources	8.0	0.0	8.0	0.0	0.0	0.0	8.0	0.0	0.0	0.0	8.0	0.0
Finance	14.0	0.0	14.0	0.0	0.0	0.0	14.0	0.0	1.0	0.0 ¹	15.0	0.0
Information Technology	24.0	0.0	24.0	0.0	0.0	0.0	24.0	0.0	0.0	0.0	24.0	0.0
Planning and Development	52.0	1.0	46.0	0.0	0.0	0.0	46.0	0.0	0.0	0.0	46.0	0.0
Public Works	61.0	0.0	61.0	0.0	0.0	0.0	61.0	0.0	0.0	0.0	61.0	0.0
Transportation	8.0	0.0	8.0	0.0	0.0	0.0	8.0	0.0	0.0	0.0	8.0	0.0
Police	322.0	72.0	326.0	72.0	0.0	0.0 ⁴	326.0	72.0	6.0	0.0 ²	332.0	72.0
Fire	203.0	0.0	208.0	0.0	0.0	0.0	208.0	0.0	1.0	0.0 ³	209.0	0.0
Building and Construction Management	1.0	0.0	1.0	0.0	0.0	0.0	1.0	0.0	0.0	0.0	1.0	0.0
Environmental Services	20.0	0.0	20.0	0.0	0.0	0.0	20.0	0.0	0.0	0.0	20.0	0.0
Library	<u>32.0</u>	<u>8.0</u>	<u>29.0</u>	<u>7.0</u>	<u>(1.0)</u>	<u>1.0</u> ⁵	<u>28.0</u>	<u>8.0</u>	<u>(1.0)</u>	<u>0.0</u> ⁴	<u>27.0</u>	<u>8.0</u>
TOTAL GENERAL FUND	793.0	93.0	792.0	91.0	(1.0)	1.0	791.0	92.0	7.0	0.0	798.0	92.0

Explanation of changes from Approved to Projected :

- 1 Moved 1 PT Intern from Solid Waste Fund to General Fund
- 2 Added 1 FT Prosecutor and deleted 1 PT Legal Assistant
- 3 Deleted 1 FT Marshall
- 4 Added 1 FT Detention Manager and deleted 1 FT Sgt
- 5 Converted 1 FT Executive Assistant to part time

Explanation of changes from Projected to Approved :

- 1 Added 1 FT Accountant
- 2 Added 6 FT Detention Officers, converted FT Police Officer to Sgt
- 3 Added 1 FT Firefighter
- 4 Deleted 1 FT Librarian at Bowles Library

CITY POSITIONS BY FUND AND AGENCY

FUND/AGENCY	ACTUAL 2009/10		APPROVED 2010/11		CHANGES APPV'D TO PROJ		PROJECTED 2010/11		CHANGES PROJ TO PROP		APPROVED 2011/12	
	FT	PT/S	FT	PT/S	FT	PT/S	FT	PT/S	FT	PT/S	FT	PT/S
WATER/WASTEWATER												
Water Utilities	90.0	3.0	90.0	3.0	6.0	0.0	96.0	3.0	0.0	0.0	96.0	3.0
Environmental Services	<u>13.0</u>	<u>0.0</u>	<u>13.0</u>	<u>0.0</u>	<u>0.0</u>	<u>0.0</u>	<u>13.0</u>	<u>0.0</u>	<u>0.0</u>	<u>0.0</u>	<u>13.0</u>	<u>0.0</u>
TOTAL W/WW	103.0	3.0	103.0	3.0	6.0	0.0	109.0	3.0	0.0	0.0	109.0	3.0
POOLED INVESTMENT												
Finance	3.0	0.0	3.0	0.0	0.0	0.0	3.0	0.0	0.0	0.0	3.0	0.0
AIRPORT												
Airport	5.0	1.0	5.0	1.0	0.0	0.0	5.0	1.0	0.0	0.0	5.0	1.0
MUN COURT BLDG SECURITY												
Municipal Court	1.0	0.0	1.0	0.0	0.0	0.0	1.0	0.0	0.0	0.0	1.0	0.0
JUVENILE CASE WORKER FUND												
Judiciary	2.0	0.0	2.0	0.0	0.0	0.0	2.0	0.0	0.0	0.0	2.0	0.0
SOLID WASTE												
Environmental Services	22.0	0.0	22.0	0.0	0.0	0.0	22.0	0.0	0.0	1.0	22.0	1.0
Brush Crew	4.0	0.0	4.0	0.0	0.0	0.0	4.0	0.0	0.0	0.0	4.0	0.0
Auto Related Business	5.0	0.0	5.0	0.0	0.0	0.0	5.0	0.0	0.0	0.0	5.0	0.0
Community Services	1.0	0.0	1.0	1.0	0.0	(1.0)	1.0	0.0	0.0	0.0	1.0	0.0
Special Projects Coordinator	<u>1.0</u>	<u>1.0</u>	<u>2.0</u>	<u>0.0</u>	<u>0.0</u>	<u>0.0</u>	<u>2.0</u>	<u>0.0</u>	<u>0.0</u>	<u>0.0</u>	<u>2.0</u>	<u>0.0</u>
TOTAL SOLID WASTE	33.0	1.0	34.0	1.0	0.0	(1.0)	34.0	0.0	0.0	1.0	34.0	1.0
EQUIPMENT SERVICES												
Finance	15.0	0.0	15.0	0.0	0.0	0.0	15.0	0.0	0.0	0.0	15.0	0.0
EMPLOYEE INSURANCE												
Human Resources	2.0	0.0	2.0	0.0	0.0	0.0	2.0	0.0	0.0	0.0	2.0	0.0
RISK MANAGEMENT												
Human Resources	1.0	0.0	1.0	0.0	0.0	0.0	1.0	0.0	0.0	0.0	1.0	0.0
HOTEL/MOTEL TAX												
Parks & Recreation	0.0	0.0	0.0	0.0	0.0	0.0	0.0	0.0	0.0	0.0	0.0	0.0
Tourism & Convention Visitors Bureau	<u>4.0</u>	<u>4.0</u>	<u>3.0</u>	<u>5.0</u>	<u>0.0</u>	<u>(2.0)</u>	<u>3.0</u>	<u>3.0</u>	<u>0.0</u>	<u>0.0</u>	<u>3.0</u>	<u>3.0</u>
TOTAL HOTEL/MOTEL TAX	4.0	4.0	3.0	5.0	0.0	(2.0)	3.0	3.0	0.0	0.0	3.0	3.0
CABLE FUND												
Marketing	1.0	0.0	1.0	0.0	0.0	0.0	1.0	0.0	0.0	0.0	1.0	0.0

Explanation of changes from Approved to Projected :

- 1 Added 7FT Positions mid year FY11 (3 Water Utility Maint Tech, 2 Wastewater Utility Maint Tech, and 2 Water System Operators) and converted 1 FT Office Assistant to PT and deleted IPT GIS Analyst
- 2 Moved 1 PT Intern to General Fund
- 3 Deleted 2PT Unfunded Positions

Explanation of changes from Projected to Approved :

- 1 1 PT Seasonal position to assist Recycling Manager

CITY POSITIONS BY FUND AND AGENCY

FUND/AGENCY	ACTUAL 2009/10		APPROVED 2010/11		CHANGES APPV'D TO PROJ		PROJECTED 2010/11		CHANGES PROJ TO PROP		APPROVED 2011/12	
	FT	PT/S	FT	PT/S	FT	PT/S	FT	PT/S	FT	PT/S	FT	PT/S
STORM WATER UTILITY												
Storm Water Ops (Planning)	2.0	0.0	2.0	0.0	0.0	0.0	2.0	0.0	0.0	0.0	2.0	0.0
Drainage Crew (Public Works)	<u>4.0</u>	<u>0.0</u>	<u>4.0</u>	<u>0.0</u>	<u>0.0</u>	<u>0.0</u>	<u>4.0</u>	<u>0.0</u>	<u>0.0</u>	<u>0.0</u>	<u>4.0</u>	<u>0.0</u>
TOTAL STORM WATER UTILITY	6.0	0.0	6.0	0.0	0.0	0.0	6.0	0.0	0.0	0.0	6.0	0.0
PARKS VENUE												
Park Operating	74.0	98.0	64.0	98.0	(1.0)	0.0	63.0	98.0	0.0	0.0 ¹	63.0	98.0
Park Sales Tax	<u>21.0</u>	<u>29.0</u>	<u>21.0</u>	<u>29.0</u>	<u>0.0</u>	<u>0.0</u>	<u>21.0</u>	<u>29.0</u>	<u>1.0</u>	<u>0.0</u> ²	<u>22.0</u>	<u>29.0</u>
TOTAL PARKS VENUE	95.0	127.0	85.0	127.0	(1.0)	0.0	84.0	127.0	1.0	0.0	85.0	127.0
GOLF												
Parks & Recreation	15.0	15.0	14.0	15.0	(1.0)	0.0	13.0	15.0 ¹	0.0	0.0	13.0	15.0
CEMETERY												
Parks & Recreation	4.0	1.0	3.0	1.0	0.0	0.0	3.0	1.0	0.0	0.0	3.0	1.0
LAKE PARKS												
Parks & Recreation	14.0	30.0	14.0	30.0	1.0	0.0	15.0	30.0 ²	0.0	0.0	15.0	30.0
PRAIRIE LIGHTS												
Parks & Recreation	2.0	0.0	2.0	0.0	0.0	0.0	2.0	0.0	0.0	0.0	2.0	0.0
GRANTS												
Section 8	27.0	2.0	27.0	2.0	1.0	(1.0)	28.0	1.0 ³	0.0	0.0	28.0	1.0
CDBG	7.0	0.0	7.0	0.0	0.0	0.0	7.0	0.0	0.0	0.0	7.0	0.0
CMO	1.0	0.0	1.0	0.0	0.0	0.0	1.0	0.0	0.0	0.0	1.0	0.0
Transit Grant	10.0	0.0	10.0	0.0	0.0	0.0	10.0	0.0	0.0	0.0	10.0	0.0
Police	<u>2.0</u>	<u>0.0</u>	<u>2.0</u>	<u>0.0</u>	<u>11.0</u>	<u>0.0</u>	<u>13.0</u>	<u>0.0</u> ⁴	<u>0.0</u>	<u>0.0</u>	<u>13.0</u>	<u>0.0</u>
TOTAL GRANTS	47.0	2.0	47.0	2.0	12.0	(1.0)	59.0	1.0	0.0	0.0	59.0	1.0
TOTAL OTHER FUNDS	353.0	184.0	341.0	185.0	17.0	(4.0)	358.0	181.0	1.0	1.0	359.0	182.0
TOTAL ALL FUNDS	1,146.0	277.0	1,133.0	276.0	16.0	(3.0)	1,149.0	273.0	8.0	1.0	1,157.0	274.0

Explanation of changes from Approved to Projected:

- ¹ Deleted 1 FT Senior Maintenance Worker Funding Moved to Workforce
- ² Added 1 FT Recreation Leader at Lake Parks
- ³ Converted 1 FT Housing Counselor to PT
- ⁴ Added 11 FT Policer Officer Positions for COPS Grant

Explanation of changes from Projected to Approved:

- ¹ Deleted 1 FT Recreation Supervisor at Charley Taylor
- ² Add 1 FT Planner (transferred from Lake Parks below line)

**CITY OF GRAND PRAIRIE
COMBINED FUND SUMMARY
2011/12**

	2009/10 ACTUAL	2010/11 APPR/MOD	2010/11 PROJECTION	2011/12 APPROVED
Beginning Resources				
General	\$23,085,900	\$24,025,646	\$24,025,646	\$23,497,874
Airport	528,400	647,817	647,817	495,643
Cable	172,797	264,270	264,270	254,453
Cemetery	268,509	191,375	191,375	246,592
GO Debt	7,130,226	7,572,351	7,572,351	6,668,660
Golf	143,025	371,595	371,595	620,043
Hotel/Motel Tax	326,035	316,409	316,409	327,756
Juvenile Case Manager	210,285	236,706	236,706	247,071
Lake Parks	918,880	779,568	779,568	739,124
Municipal Court Building Security	52,646	50,949	50,949	47,324
Park Venue	1,576,436	2,499,444	2,499,444	2,992,506
Prairie Lights	139,955	161,774	161,774	145,430
Solid Waste	1,473,506	2,004,455	2,004,455	1,987,268
Storm Water Utility	935,860	2,547,956	2,547,956	2,127,727
Street Maintenance	346,108	1,029,380	1,029,380	2,234,106
Water/Wastewater	15,058,296	17,012,611	17,012,611	17,299,656
TOTAL BEGINNING BALANCES	\$52,366,864	\$59,712,306	\$59,712,306	\$59,931,233
REVENUES & RESERVES				
General	\$99,586,450	\$95,491,264	\$95,980,817	\$94,439,637
Airport	1,835,594	1,855,264	2,139,470	2,458,098
Cable	257,345	221,794	254,928	254,928
Cemetery	814,324	798,502	843,600	833,500
GO Debt	16,618,176	15,540,730	15,620,113	16,804,566
Golf	3,390,391	3,269,722	3,364,902	2,877,174
Hotel/Motel Tax	997,858	995,522	1,032,428	1,012,000
Juvenile Case Manager	151,933	150,873	135,492	135,492
Lake Parks	2,157,077	2,292,208	2,431,661	2,293,758
Municipal Court Building Security	93,026	92,202	83,172	83,172
Park Venue	10,988,075	10,329,956	10,311,879	9,256,540
Prairie Lights	542,744	691,270	690,963	878,575
Solid Waste	10,598,330	10,514,506	10,455,340	10,219,353
Storm Water Utility	5,204,282	5,373,222	5,412,611	5,149,802
Street Maintenance	9,356,902	7,481,127	8,179,913	6,500,944
Water/Wastewater	46,988,995	50,167,716	53,561,233	54,675,274
TOTAL RESOURCES & RESERVES	\$261,948,366	\$264,978,184	\$270,210,828	\$267,804,046
APPROPRIATIONS & RESERVES				
General	\$98,646,704	\$97,336,693	\$96,508,589	\$102,765,268
Airport	1,716,177	2,123,823	2,291,645	2,743,802
Cable	165,872	244,234	264,745	307,383
Cemetery	891,458	786,346	788,383	889,379
GO Debt	16,176,051	16,547,466	16,523,804	16,305,155
Golf	3,161,821	3,137,180	3,116,454	3,095,651
Hotel/Motel Tax	1,007,484	1,025,756	1,021,081	1,068,619
Juvenile Case Manager	125,512	148,514	125,127	143,752
Lake Parks	2,296,389	2,447,374	2,472,105	2,505,815
Municipal Court Building Security	94,723	91,192	86,797	84,375
Park Venue	10,065,067	9,566,890	9,818,817	9,567,002
Prairie Lights	520,925	727,761	707,307	672,736
Solid Waste	10,067,381	10,663,007	10,472,527	11,040,690
Storm Water Utility	3,592,186	5,969,633	5,832,840	6,011,707
Street Maintenance	8,673,631	6,822,869	6,975,187	8,384,919
Water/Wastewater	45,034,680	51,206,015	53,274,188	57,481,208
TOTAL APPROPRIATIONS & RESERVES	\$202,236,061	\$208,844,753	\$210,279,596	\$223,067,461
ENDING RESOURCES				
General	\$24,025,646	\$22,180,217	\$23,497,874	\$15,172,243
Airport	647,817	379,258	495,642	209,939
Cable	264,270	241,830	254,453	201,998
Cemetery	191,375	203,531	246,592	190,713
GO Debt	7,572,351	6,565,615	6,668,660	7,168,071
Golf	371,595	504,137	620,043	401,566
Hotel/Motel Tax	316,409	286,175	327,756	271,137
Juvenile Case Manager	236,706	239,065	247,071	238,811
Lake Parks	779,568	624,402	739,124	527,067
Municipal Court Building Security	50,949	51,959	47,324	46,121
Park Venue	2,499,444	3,262,510	2,992,506	2,682,044
Prairie Lights	161,774	125,283	145,430	351,269
Solid Waste	2,004,455	1,855,954	1,987,268	1,165,931
Storm Water Utility	2,547,956	1,951,545	2,127,727	1,265,822
Street Maintenance	1,029,379	1,687,638	2,234,106	350,131
Water/Wastewater	17,012,611	15,974,312	17,299,656	14,493,722
Total Ending Resources	\$59,712,305	\$56,133,431	\$59,931,232	\$44,736,585

CITY OF GRAND PRAIRIE
ACTIVE ADULT CENTER FUND SUMMARY
2011/2012

	<u>2009/10</u> <u>ACTUAL</u>	<u>2010/2011</u> <u>APPR/MOD</u>	<u>2010/2011</u> <u>PROJECTION</u>	<u>2011/2012</u> <u>APPROVED</u>
Beginning Resources	\$4,081,157	\$1,298,374	\$1,298,374	\$327,116
REVENUES				
Sales Tax Receipts	\$2,568,387	\$2,390,177	\$2,392,826	\$2,512,245
Interest Earnings	34,249	13,968	0	0
TOTAL REVENUES	\$2,602,636	\$2,404,145	\$2,392,826	\$2,512,245
Reserve for Sales Tax Return	156,255	241,485	241,485	0
TOTAL RESOURCES	\$6,840,048	\$3,944,004	\$3,932,685	\$2,839,361
EXPENDITURES				
Interest	\$335,121	\$508,470	\$234,410	\$388,356
Principal	4,965,000	475,000	3,295,000	370,000
Audit Adjustment	68	0	0	0
Sales Tax Return	0	0	76,159	0
TOTAL EXPENDITURES	\$5,300,189	\$983,470	\$3,605,569	\$758,356
TOTAL APPROPRIATIONS	\$5,300,189	\$983,470	\$3,605,569	\$758,356
Reserve for Sales Tax Return	241,485	0	0	0
Ending Resources	\$1,298,374	\$2,960,534	\$327,116	\$2,081,005

**CITY OF GRAND PRAIRIE
AIRPORT FUND SUMMARY**

2011/2012

	2009/10 ACTUAL	2010/2011 APPR/MOD	2010/2011 PROJECTION	2011/2012 APPROVED
Beginning Resources	\$528,400	\$647,817	\$647,817	\$495,643
REVENUES				
Fixed Base Operator Lease	\$34,226	\$31,050	\$31,050	\$31,798
Tenant Tie Down Rental	2,707	2,880	2,880	2,880
Hangar Rentals	597,005	611,040	611,040	613,980
Sale Aviation Fuel	984,699	1,016,750	1,295,559	1,523,001
Detention Pond Lease	3,260	3,260	3,260	3,260
Fees for Trash Collection	2,310	1,920	2,160	1,560
Port-a-Ports Rental	27,831	28,800	27,900	27,900
Retail Space Rental (New Tenant)	0	0	0	24,000
Restaurant Sales	0	0	0	62,876
Storage Rental	19,352	17,640	18,480	18,600
Commercial Operator Payments	93,989	89,150	89,150	90,252
Interest Earnings	12,491	2,165	0	0
Reimbursements/Miscellaneous	7,715	600	7,982	7,982
TOTAL REVENUES	\$1,785,585	\$1,805,255	\$2,089,461	\$2,408,089
Reserved for Future Debt Service	50,009	50,009	50,009	50,009
TOTAL RESOURCES	\$2,363,994	\$2,503,081	\$2,787,287	\$2,953,741
EXPENDITURES				
Personal Services	\$349,206	\$358,483	\$328,972	\$347,962
Supplies	3,986	18,922	19,884	26,510
Other Services & Charges	118,545	175,758	171,293	185,702
Capital Outlay	8,110	0	0	0
Cost of Fuel Sold	811,349	958,750	1,156,670	1,445,000
Indirect Cost	56,044	57,803	57,803	53,818
Detention Pond Maintenance	0	4,075	4,075	4,075
Fiscal Fees	950	950	950	950
Interest Expense CO's	97,785	94,073	93,493	88,839
Principal Payment CO's	100,000	105,000	105,000	110,000
Transfer to IT Acquisition Fund ONE-TIME	0	0	3,496	0
Airport Terminal Restaurant	0	0	0	125,437
Audit Adjustment	(29,807)	0	0	0
TOTAL EXPENDITURES	\$1,516,168	\$1,773,814	\$1,941,636	\$2,388,293
Supplies: ONE-TIME Snow Plow & Concrete	\$0	\$0	\$0	\$5,500
Transfer to Airport Capital Project Fund	150,000	300,000	300,000	300,000
TOTAL APPROPRIATIONS	\$1,666,168	\$2,073,814	\$2,241,636	\$2,693,793
Reserved for Future Debt Service	50,009	50,009	50,009	50,009
Ending Resources	\$647,817	\$379,258	\$495,643	\$209,939

**CITY OF GRAND PRAIRIE
BASEBALL FUND SUMMARY**

2011/2012

	<u>2009/10 ACTUAL</u>	<u>2010/11 APPR/MOD</u>	<u>2010/11 PROJECTION</u>	<u>2011/12 APPROVED</u>
Beginning Resources	\$1,440,738	\$1,737,337	\$1,737,337	\$458,355
REVENUES				
Sales Tax Receipts	\$2,568,387	\$2,390,177	\$2,392,826	\$2,512,245
Interest Earnings	213,527	10,973	0	0
TOTAL REVENUES	<u>\$2,781,914</u>	<u>\$2,401,150</u>	<u>\$2,392,826</u>	<u>\$2,512,245</u>
Reserve for Sales Tax Return	156,255	156,255	156,255	0
TOTAL RESOURCES	<u>\$4,378,907</u>	<u>\$4,294,742</u>	<u>\$4,286,418</u>	<u>\$2,970,600</u>
EXPENDITURES				
Principal Payment	\$2,185,000	\$1,485,000	\$3,555,000	\$1,570,000
Interest Expense	300,285	666,455	196,904	478,671
Sales Tax Return	0	0	76,159	0
Audit Adjustment	30	0	0	0
TOTAL EXPENDITURES	<u>\$2,485,315</u>	<u>\$2,151,455</u>	<u>\$3,828,063</u>	<u>\$2,048,671</u>
TOTAL APPROPRIATIONS	<u>\$2,485,315</u>	<u>\$2,151,455</u>	<u>\$3,828,063</u>	<u>\$2,048,671</u>
Reserve for Sales Tax Return	156,255	0	0	0
Ending Resources	<u>\$1,737,337</u>	<u>\$2,143,287</u>	<u>\$458,355</u>	<u>\$921,929</u>

CITY OF GRAND PRAIRIE
BASEBALL STADIUM REPAIR & MAINTENANCE FUND SUMMARY
2011/2012

	<u>2009/10</u> <u>ACTUAL</u>	<u>2010/2011</u> <u>APPR/MOD</u>	<u>2010/2011</u> <u>PROJECTION</u>	<u>2011/12</u> <u>APPROVED</u>
Beginning Resources	\$25,000	\$50,000	\$50,000	\$15,000
REVENUES				
Ventura Sports	\$0	\$25,000	\$0	\$0
SIB	0	0	0	25,000
Transfer-In from General Fund	25,000	25,000	25,000	25,000
Interest Earnings	0	57	0	0
TOTAL REVENUES	\$25,000	\$50,057	\$25,000	\$50,000
TOTAL RESOURCES	\$50,000	\$100,057	\$75,000	\$65,000
EXPENDITURES				
Repair and Maintenance	\$0	\$60,000	\$60,000	\$0
TOTAL EXPENDITURES	\$0	\$60,000	\$60,000	\$0
TOTAL APPROPRIATIONS	\$0	\$60,000	\$60,000	\$0
Ending Resources	\$50,000	\$40,057	\$15,000	\$65,000

**CITY OF GRAND PRAIRIE
CABLE OPERATIONS FUND SUMMARY**

2011/2012

	<u>2009/10 ACTUAL</u>	<u>2010/11 APPR/MOD</u>	<u>2010/11 PROJECTION</u>	<u>2011/12 APPROVED</u>
Beginning Resources	\$172,797	\$264,270	\$264,270	\$254,453
REVENUES				
Public Access Fees	\$252,074	\$221,200	\$254,928	\$254,928
Interest Earnings	5,271	594	0	0
TOTAL REVENUES	\$257,345	\$221,794	\$254,928	\$254,928
Reserve for Encumbrances	0	0	0	0
TOTAL RESOURCES	\$430,142	\$486,064	\$519,198	\$509,381
EXPENDITURES				
Personal Services	\$77,140	\$77,293	\$75,598	\$77,172
Supplies	11,541	13,256	13,596	8,127
Other Services & Charges	51,383	60,081	61,663	60,084
Indirect Cost	15,888	16,385	16,385	16,122
Reimbursement to General Fund	0	25,667	25,667	25,878
Capital Outlay	4,866	7,000	7,000	0
Audit adjustment	5,054	0	0	0
TOTAL EXPENDITURES	\$165,872	\$199,682	\$199,909	\$187,383
Capital Outlay: Encoder/HD Studio	0	44,552	64,836	70,000
Capital Outlay: Briefing Room Renovation	0	0	0	50,000
TOTAL APPROPRIATIONS	\$165,872	\$244,234	\$264,745	\$307,383
Ending Resources	\$264,270	\$241,830	\$254,453	\$201,998

**CITY OF GRAND PRAIRIE
CAPITAL AND LENDING RESERVE FUND**

	2011/2012			
	2009/10 ACTUAL	2010/11 APPR/MOD	2010/11 PROJECTION	2011/12 APPROVED
Beginning Resources	\$0	\$9,068,873	\$9,068,873	\$13,557,230
REVENUES				
Transfer in from Gas Fund	\$8,475,002	\$0	\$0	\$0
Gas Royalties Future	0	0	144,000	0
Gas Royalties	0	389,843	300,612	700,000
Transfer in from General Fund	3,500,000	2,760,000	2,760,000	160,000
One-Time Lease Payments	0	1,607,571	1,607,571	0
Interest Earnings	0	51,348	0	0
Transfer in from Municipal Facilities	928,000	0	0	0
TOTAL REVENUES	\$12,903,002	\$4,808,762	\$4,812,183	\$860,000
TOTAL RESOURCES	\$12,903,002	\$13,877,635	\$13,881,056	\$14,417,230
EXPENDITURES				
Transfer to Crime Tax Cap Projects Fund	\$1,300,000	\$0	\$0	\$0
Transfer to MFAC Fund for Council Chamber Ren	0	225,270	225,270	1,770,000
Pay off Debt Service - Tangle Ridge	0	0	0	3,735,633
Transfer to ARAR Grant Fund	218,203	0	0	0
Transfer to Capital Reserve Fund - Façade Phase II	2,315,926	98,556	98,556	1,000,000
TOTAL EXPENDITURES	\$3,834,129	\$323,826	\$323,826	\$6,505,633
TOTAL APPROPRIATIONS	\$3,834,129	\$323,826	\$323,826	\$6,505,633
Ending Resources	\$9,068,873	\$13,553,809	\$13,557,230	\$7,911,597

**CITY OF GRAND PRAIRIE
CEMETERY FUND SUMMARY**

2011/2012

	2009/10 ACTUAL	2010/11 APPR/MOD	2010/11 PROJECTION	2011/12 APPROVED
Beginning Resources	\$268,509	\$191,375	\$191,375	\$246,592
REVENUES				
Section Sales	\$241,170	\$250,000	\$270,000	\$270,000
Marker Sales	192,159	185,000	205,000	195,000
Interment/Inurnment Fees	123,073	130,000	130,000	130,000
Mausoleum Sales	41,450	35,500	42,000	42,000
Interest Earnings	15,945	2,002	0	0
Miscellaneous Sales	1,584	1,000	1,600	1,500
TOTAL REVENUES	\$615,381	\$603,502	\$648,600	\$638,500
Reserve for Future Capital/Debt Service Expense	195,000	195,000	195,000	195,000
Reserve for Encumbrances	3,943	0	0	0
TOTAL RESOURCES	\$1,082,833	\$989,877	\$1,034,975	\$1,080,092
EXPENDITURES				
Personal Services	\$285,272	\$223,150	\$218,068	\$219,994
Supplies	130,385	127,523	128,110	134,067
Other Services & Charges	84,672	112,774	119,306	112,848
Capital Outlay	12,716	0	0	0
Transfer to Debt Service Fund	0	0	0	100,000
Indirect Cost	26,602	27,899	27,899	27,470
Audit Adjustment	6,811	0	0	0
TOTAL EXPENDITURES	\$546,458	\$491,346	\$493,383	\$594,379
Transfer to Cemetery Replacement Fund	150,000	100,000	100,000	100,000
TOTAL APPROPRIATIONS	\$696,458	\$591,346	\$593,383	\$694,379
Reserve for Future Capital/Debt Service Expense	195,000	195,000	195,000	195,000
Ending Resources	\$191,375	\$203,531	\$246,592	\$190,713

**CITY OF GRAND PRAIRIE
CEMETERY PERPETUAL CARE FUND SUMMARY
2011/2012**

	<u>2009/10 ACTUAL</u>	<u>2010/11 APPR/MOD</u>	<u>2010/11 PROJECTION</u>	<u>2011/12 APPROVED</u>
Beginning Resources	\$357,399	\$417,161	\$417,161	\$467,161
REVENUES				
Perpetual Care	\$50,768	\$50,000	\$50,000	\$50,000
Interest Earnings	9,141	1,385	0	0
TOTAL REVENUES	\$59,909	\$51,385	\$50,000	\$50,000
TOTAL RESOURCES	\$417,308	\$468,546	\$467,161	\$517,161
EXPENDITURES				
Transfer to Cemetery Operating Fund	\$0	\$0	\$0	\$0
Audit Adjustment	147	0	0	0
TOTAL EXPENDITURES	\$147	\$0	\$0	\$0
TOTAL APPROPRIATIONS	\$147	\$0	\$0	\$0
Ending Resources	\$417,161	\$468,546	\$467,161	\$517,161

**CITY OF GRAND PRAIRIE
CEMETERY REPLACEMENT FUND SUMMARY**

2011/2012

	<u>2009/10 ACTUAL</u>	<u>2010/11 APPR/MOD</u>	<u>2010/11 PROJECTION</u>	<u>2011/12 APPROVED</u>
Beginning Resources	\$250,000	\$400,745	\$400,745	\$494,745
REVENUES				
Interest Earnings	\$745	\$808	\$0	\$0
Transfer in Cemetery Fund	150,000	100,000	100,000	100,000
TOTAL REVENUES	\$150,745	\$100,808	\$100,000	\$100,000
TOTAL RESOURCES	\$400,745	\$501,553	\$500,745	\$594,745
EXPENDITURES				
Other Services & Charges	\$0	\$0	\$0	\$20,000
Capital Outlay	0	6,000	6,000	0
TOTAL EXPENDITURES	\$0	\$6,000	\$6,000	\$20,000
TOTAL APPROPRIATIONS	\$0	\$6,000	\$6,000	\$20,000
Ending Resources	\$400,745	\$495,553	\$494,745	\$574,745

**CITY OF GRAND PRAIRIE
CRIME TAX FUND SUMMARY
2011/2012**

	<u>2009/10 ACTUAL</u>	<u>2010/11 APPR/MOD</u>	<u>2010/11 PROJECTION</u>	<u>2011/12 APPROVED</u>
Beginning Resources	\$6,944,921	\$3,447,237	\$3,447,237	\$1,526,526
REVENUES				
Sales Tax Receipts	\$4,637,138	\$4,469,286	\$4,785,652	\$5,024,490
Interest Earnings	59,909	24,555	0	0
TOTAL REVENUES	<u>\$4,697,047</u>	<u>\$4,493,841</u>	<u>\$4,785,652</u>	<u>\$5,024,490</u>
Reserve for Sales Tax Return	312,511	482,972	482,972	0
TOTAL RESOURCES	<u>\$11,954,479</u>	<u>\$8,424,050</u>	<u>\$8,715,861</u>	<u>\$6,551,016</u>
EXPENDITURES				
Interest Expense	\$894,270	\$1,675,277	\$744,335	\$1,448,399
Principal Payment	7,130,000	2,080,000	6,445,000	1,670,000
Cost of Issuance	0	0	0	0
TOTAL EXPENDITURES	<u>\$8,024,270</u>	<u>\$3,755,277</u>	<u>\$7,189,335</u>	<u>\$3,118,399</u>
TOTAL APPROPRIATIONS	<u>\$8,024,270</u>	<u>\$3,755,277</u>	<u>\$7,189,335</u>	<u>\$3,118,399</u>
Reserve for Sales Tax Return	482,972	0	0	0
Ending Resources	<u>\$3,447,237</u>	<u>\$4,668,773</u>	<u>\$1,526,526</u>	<u>\$3,432,617</u>

**CITY OF GRAND PRAIRIE
EMPLOYEE INSURANCE FUND SUMMARY**

2011/2012

	2009/10 ACTUAL	2010/2011 APPR/MOD	2010/2011 PROJECTION	2011/2012 APPROVED
Beginning Resources	\$4,915,724	\$7,466,230	\$7,466,230	\$7,474,102
REVENUES				
Employer Contributions Actives	\$7,688,490	\$7,688,490	\$5,766,285	\$6,999,850
Employer Contributions Retirees	1,379,000	1,379,000	1,379,000	1,403,239
Employee Medical Contributions	2,466,267	2,267,427	2,420,393	2,400,000
Retiree Medical Contributions	433,694	395,853	420,964	410,000
Retiree Drug Subsidy	21,675	15,000	0	0
QCD Dental	3,093	3,200	4,232	4,300
Employee Life Insurance Contributions	294,441	291,407	324,750	325,000
Employee/Retiree Dental PPO Contributions	471,953	470,000	520,552	557,000
Employee/Retiree DHMO Dental	46,683	47,500	47,527	47,500
Employee/Retiree Vision Contributions	101,766	103,000	102,504	104,000
Misc Reimbursements	0	0	2,483	0
Flextra/Other Reimbursements	20	0	0	0
RX Rebates	1,428	0	1,017	0
Interest Earnings	203,078	35,164	0	0
TOTAL REVENUES	\$13,111,588	\$12,696,041	\$10,989,707	\$12,250,889
Reserve for Encumbrances	15,000	0	0	0
Reserve for Contingency	1,000,000	1,000,000	1,000,000	1,000,000
Reserve for Future Claims	1,400,000	1,114,850	1,114,850	1,071,212
Reserve for OPEB	2,000,000	2,000,000	2,000,000	2,128,596
TOTAL RESOURCES	\$22,442,312	\$24,277,121	\$22,570,787	\$23,924,799
EXPENDITURES				
Personal Services	\$145,602	\$145,771	\$142,384	\$79,335
Supplies	2,226	5,296	5,296	9,506
Other Services & Charges	3,781	6,811	7,976	68,114
Capital Outlay	0	0	25,000	30,000
Employee Medical Claims/RX	7,306,394	8,018,753	7,109,119	7,500,000
Retiree Medical Claims/RX	1,196,065	2,230,179	1,319,287	1,700,000
Premiums-Life Insurance	466,019	394,483	433,176	435,000
Vision Premiums	101,324	103,000	103,686	104,000
DHMO Dental	46,723	47,500	47,563	47,500
QCD Dental	3,133	3,200	4,318	4,300
Dental PPO	470,588	470,000	521,552	557,000
Reinsurance	336,316	400,391	372,000	483,600
Admin/Utilization Fees	439,663	429,797	437,030	450,111
Conexis Card Admin Fees	0	0	15,000	25,000
Preventative/Wellness Program	102,560	100,000	100,000	100,000
Miscellaneous Services	54,128	44,000	44,000	44,000
Medical Reimbursements/Optouts	63,510	105,320	52,620	55,000
Empl. Assistance Prog. Services	25,027	20,064	20,064	20,064
Long Term Disability Program	84,079	74,007	72,127	74,000
Actuarial Study	5,156	10,000	10,000	10,000
Transfer to GF-Salary Reimb.	53,845	54,679	54,679	66,162
Audit Adjustments	(44,907)	0	0	0
TOTAL EXPENDITURES	\$10,861,232	\$12,663,251	\$10,896,877	\$11,862,692
Renovation CVE Exercise Room	0	0	0	100,000
TOTAL APPROPRIATIONS	\$10,861,232	\$12,663,251	\$10,896,877	\$11,962,692
Reserve for Contingency	1,000,000	1,000,000	1,000,000	1,000,000
Reserve for Future Claims	1,114,850	1,071,212	1,071,212	1,071,212
Reserve for OPEB	2,000,000	2,128,596	2,128,596	2,128,596
Ending Resources	\$7,466,230	\$7,414,062	\$7,474,102	\$7,762,299

**CITY OF GRAND PRAIRIE
EQUIPMENT ACQUISITION FUND SUMMARY**

2011/2012

	<u>2009/10 ACTUAL</u>	<u>2010/11 APPR/MOD</u>	<u>2010/11 PROJECTION</u>	<u>2011/12 APPROVED</u>
Beginning Resources	\$355,014	\$342,080	\$342,080	\$332,080
REVENUES				
Short Term Debt	\$0	\$0	\$0	\$0
Interest Earnings	8,655	0	0	0
TOTAL REVENUES	\$8,655	\$0	\$0	\$0
Reserve for Encumbrances	160,424	21,589	21,589	0
TOTAL RESOURCES	\$524,093	\$363,669	\$363,669	\$332,080
EXPENDITURES				
Cap Outlay-Public Works	\$160,424	\$21,589	\$21,589	\$0
Cap Outlay-Municipal Court	0	10,000	10,000	0
Reserve for Encumbrances	21,589	0	0	0
TOTAL EXPENDITURES	\$182,013	\$31,589	\$31,589	\$0
TOTAL APPROPRIATIONS	\$182,013	\$31,589	\$31,589	\$0
Ending Resources	\$342,080	\$332,080	\$332,080	\$332,080
Equipment Acquisition Fund			332,080	
Sales Tax One-Time General Fund FY12 (\$1.3 Received)			741,000	
Capital Reserve Fund			500,000	
One-Time General Fund Surplus FY 11			500,000	
			<u>2,073,080</u>	

**CITY OF GRAND PRAIRIE
EQUIPMENT SERVICES FUND SUMMARY
2011/2012**

	<u>2009/10 ACTUAL</u>	<u>2010/11 APPR/MOD</u>	<u>2010/11 PROJECTION</u>	<u>2011/12 APPROVED</u>
Beginning Resources	\$401,105	\$506,209	\$506,209	\$331,995
REVENUES				
Fuel Charges - City	\$1,571,028	\$2,130,539	\$2,279,076	\$2,772,821
Maint. Charges - City	2,092,246	1,998,447	1,998,447	1,991,629
Rental Fees/Other	43,534	50,000	42,982	50,000
Auction Receipts	21,390	0	0	0
Interest	43,756	2,888	0	0
TOTAL REVENUES	<u>\$3,771,954</u>	<u>\$4,181,874</u>	<u>\$4,320,505</u>	<u>\$4,814,450</u>
Reserve for Encumbrances	36,819	0	0	0
Reserve for Future Building Site	0	0	0	200,000
TOTAL RESOURCES	<u><u>\$4,209,878</u></u>	<u><u>\$4,688,083</u></u>	<u><u>\$4,826,714</u></u>	<u><u>\$5,346,445</u></u>
EXPENDITURES				
Personal Services	\$977,290	\$992,198	\$967,455	\$972,702
Supplies	51,419	58,164	58,916	73,163
Other Services & Charges	121,020	171,982	171,982	175,308
Capital Outlay	15,514	10,000	10,000	0
Cost of Fuel Sold	1,525,910	2,048,942	2,196,366	2,689,623
Cost of Parts Sold	721,700	500,000	500,000	500,000
Cost of Outside Repairs/Maint.	287,000	390,000	390,000	400,000
Inventory and Audit Adjustments	3,816	0	0	0
TOTAL EXPENDITURES	<u>\$3,703,669</u>	<u>\$4,171,286</u>	<u>\$4,294,719</u>	<u>\$4,810,796</u>
TOTAL APPROPRIATIONS	<u><u>\$3,703,669</u></u>	<u><u>\$4,171,286</u></u>	<u><u>\$4,294,719</u></u>	<u><u>\$4,810,796</u></u>
Reserve for future building site	0	200,000	200,000	200,000
Ending Resources	<u><u>\$506,209</u></u>	<u><u>\$316,797</u></u>	<u><u>\$331,995</u></u>	<u><u>\$335,649</u></u>

**CITY OF GRAND PRAIRIE
GENERAL FUND
2011/2012**

	2009/10 ACTUAL	2010/11 APPR/MOD	2010/11 PROJECTION	2011/12 APPROVED
Beginning Resources	\$23,085,900	\$24,025,646	\$24,025,646	\$23,497,874
REVENUES				
Current Taxes	\$45,572,324	\$43,686,869	\$43,981,591	\$44,414,426
Delinquent Taxes, Interest & TIFF	(2,945,555)	(3,083,876)	(3,519,212)	(1,973,052)
Sales Tax	19,870,900	19,121,417	19,142,606	20,097,958
Franchise Fees/Other Taxes	12,189,210	12,545,201	12,758,298	12,706,522
Charges for Services	4,060,845	4,053,043	4,217,618	4,320,828
Licenses/Permits	2,240,185	1,997,208	2,235,515	2,233,316
Fines/Forfeits	5,575,488	5,243,219	5,161,930	5,279,616
Inter/Intra-Governmental Revenue	765,753	767,003	727,120	734,428
Indirect Cost	3,942,964	3,987,022	3,949,234	3,930,091
Interest Earnings	1,007,822	499,134	274,134	258,255
Miscellaneous Revenue	2,345,267	2,418,894	2,795,853	2,437,249
TOTAL REVENUES	\$94,625,203	\$91,235,134	\$91,724,687	\$94,439,637
Reserve for Encumbrances	826,286	121,169	121,169	0
Reserve for Sales Tax Return	4,134,961	4,134,961	4,134,961	0
TOTAL RESOURCES	\$122,672,350	\$119,516,910	\$120,006,463	\$117,937,511
EXPENDITURES				
Personal Services	\$68,712,273	\$69,996,894	\$68,342,354	72,236,829
Supplies	2,096,587	2,577,892	2,876,145	2,922,353
Other Services & Charges	12,048,016	12,812,627	12,871,851	13,478,347
Capital Outlay	652,578	661,000	669,995	770,500
Transfer to Park Venue Fund	7,201,848	6,808,116	6,703,456	6,816,006
Less Reimbursements	(2,023,085)	(2,049,835)	(2,058,831)	(2,126,360)
Inventory & Audit Adjustment	(691,636)	0	0	0
Reserve for Encumbrances	121,169	0	0	0
TOTAL EXPENDITURES	\$88,117,750	\$90,806,694	\$89,404,970	\$94,097,675
One-time Supplemental/Off-Line	0	384,331	384,331	220,656
Police/Fire Muster Out Pay	0	0	0	500,000
Transfer to Cap. Res. Fund	1,000,000	2,000,000	2,000,000	2,500,000
Lump Sum Merit	1,397,371	1,417,173	1,381,524	0
Transfer to PVEN (Lump Sum Merit)	131,955	128,495	128,495	0
Transfer to Active Adult Center	364,667	0	0	0
Transfer to Lending Reserve Fund	3,500,000	2,600,000	2,600,000	0
Sales Tax Return	0	0	609,269	0
Pay off Debt Service Projects	0	0	0	4,790,337
Transfer to the IT Acquisition Fund	0	0	0	656,600
TOTAL APPROPRIATIONS	\$94,511,743	\$97,336,693	\$96,508,589	\$102,765,268
Reserve for Sales Tax Return	4,134,961	0	0	0
Ending Resources	\$24,025,646	\$22,180,217	\$23,497,874	\$15,172,243

**CITY OF GRAND PRAIRIE
GENERAL OBLIGATION DEBT SERVICE FUND SUMMARY**

2011/2012

	<u>2009/10 ACTUAL</u>	<u>2010/11 APPR/MOD</u>	<u>2010/11 PROJECTION</u>	<u>2011/12 APPROVED</u>
Beginning Resources	\$7,130,226	\$7,572,351	\$7,572,351	\$6,668,660
REVENUES				
Current Taxes	\$17,389,806	\$16,677,325	\$16,794,390	\$16,955,068
Prior Year Taxes & Refunds	492,551	350,000	350,000	350,000
TIFF Contribution	(1,619,854)	(1,574,277)	(1,574,277)	(650,502)
Interest Earnings	305,673	37,682	0	0
Transfer from Cemetery Operating Fund	0	0	0	100,000
Transfer from Section 8	50,000	50,000	50,000	50,000
TOTAL REVENUES	<u>\$16,618,176</u>	<u>\$15,540,730</u>	<u>\$15,620,113</u>	<u>\$16,804,566</u>
TOTAL RESOURCES	<u>\$23,748,402</u>	<u>\$23,113,081</u>	<u>\$23,192,464</u>	<u>\$23,473,226</u>
EXPENDITURES				
Fiscal Fees	\$37,300	\$60,000	\$193,132	\$60,000
Debt Issue Disc/Premium	0	0	(63,701)	0
Interest Expense Bonds	3,975,314	3,834,712	3,888,521	3,577,164
Interest Expense CO's	2,236,551	2,138,117	2,252,181	2,240,247
Principal Payment-Bonds	5,682,210	6,113,861	6,113,861	6,627,942
Principal Payment-CO's	2,832,559	2,655,889	2,655,889	2,674,218
Interest Expense Line of Credit	19,945	40,000	40,000	40,000
Audit Adjustment per CAFR	(96,788)	0	0	0
Interest Expense Cemetery	154,585	150,085	136,258	109,963
Principal Payments Cemetery	110,000	115,000	115,000	150,000
Interest Expense Park Venue	288,447	277,934	277,934	0
Principal Payments Park Venue	299,522	310,195	310,195	0
Interest Expense Future Issue	0	245,847	0	511,546
Transfer to Golf Fund	636,406	605,826	604,534	314,075
TOTAL EXPENDITURES	<u>\$16,176,051</u>	<u>\$16,547,466</u>	<u>\$16,523,804</u>	<u>\$16,305,155</u>
TOTAL APPROPRIATIONS	<u>\$16,176,051</u>	<u>\$16,547,466</u>	<u>\$16,523,804</u>	<u>\$16,305,155</u>
Ending Resources	<u>\$7,572,351</u>	<u>\$6,565,615</u>	<u>\$6,668,660</u>	<u>\$7,168,071</u>

**CITY OF GRAND PRAIRIE
GOLF COURSE FUND SUMMARY**

2011/2012

	2009/10 ACTUAL	2010/11 APPR/MOD	2010/11 PROJECTION	2011/12 APPROVED
Beginning Resources	\$143,025	\$371,595	\$371,595	\$620,043
REVENUES				
Prairie Lakes Golf Fees	\$1,053,059	\$1,098,932	\$1,154,365	\$1,135,999
Tangle Ridge Golf Fees	1,026,430	1,060,600	1,102,100	1,102,100
Transfer in from PVEN Sales Tax Fund	660,000	500,000	500,000	325,000
Transfer from Debt Service Fund	636,406	605,826	604,534	314,075
Interest Earnings	14,337	461	0	0
TOTAL REVENUES	\$3,390,232	\$3,265,819	\$3,360,999	\$2,877,174
Reserve for Encumbrances	159	3,903	3,903	0
TOTAL RESOURCES	\$3,533,416	\$3,641,317	\$3,736,497	\$3,497,217
EXPENDITURES				
Personal Services	\$1,029,763	\$975,259	\$951,544	\$960,850
Supplies	264,567	279,003	288,516	296,145
Other Services & Charges	1,202,182	1,277,092	1,271,860	1,274,581
Interest Expense Golf	297,487	285,510	284,218	110,838
Principal Payments Golf	338,919	320,316	320,316	203,237
Audit Adjustment	(4,736)	0	0	0
Reserve for Encumbrance	3,903	0	0	0
TOTAL EXPENDITURES	\$3,132,085	\$3,137,180	\$3,116,454	\$2,845,651
Transfer to Golf Capital Projects Fund	0	0	0	250,000
Lump Sum Merit	29,736	0	0	0
TOTAL APPROPRIATIONS	\$3,161,821	\$3,137,180	\$3,116,454	\$3,095,651
Ending Resources	\$371,595	\$504,137	\$620,043	\$401,566

CITY OF GRAND PRAIRIE
HOTEL/MOTEL BUILDING FUND SUMMARY
2011/2012

	<u>2009/10</u> <u>ACTUAL</u>	<u>2010/11</u> <u>APPR/MOD</u>	<u>2010/11</u> <u>PROJECTION</u>	<u>2011/2012</u> <u>APPROVED</u>
Beginning Resources	\$43,519	\$301,583	\$301,583	\$281,583
REVENUES				
Transfer-In HTMT Tax Fund	\$0	\$0	\$0	\$0
Interest Earnings	15,946	0	0	0
TOTAL REVENUES	\$15,946	\$0	\$0	\$0
Reserve for Encumbrance	333,610	14,261	14,261	0
TOTAL RESOURCES	\$393,075	\$315,844	\$315,844	\$281,583
EXPENDITURES				
TIC Improvements	\$65,708	\$34,261	\$34,261	\$0
Loyd Home Renovations	0	0	0	100,000
Loyd Home Furnishings	0	0	0	25,000
Plaza Grand Opening	11,524	0	0	0
Audit Adjustment	(1)	0	0	0
Reserve for Encumbrance	14,261	0	0	0
TOTAL EXPENDITURES	\$91,492	\$34,261	\$34,261	\$125,000
TOTAL APPROPRIATIONS	\$91,492	\$34,261	\$34,261	\$125,000
Ending Resources	\$301,583	\$281,583	\$281,583	\$156,583

**CITY OF GRAND PRAIRIE
HOTEL/MOTEL TAX FUND SUMMARY**

2011/2012

	2009/10 ACTUAL	2010/2011 APPR/MOD	2010/2011 PROJECTION	2011/2012 APPROVED
Beginning Resources	\$326,035	\$316,409	\$316,409	\$327,756
REVENUES				
Hotel/Motel Tax Collected	\$967,654	\$973,000	\$1,019,081	\$1,000,000
Interest Earnings	15,096	1,522	0	0
Gift Shop	13,433	21,000	12,047	12,000
Miscellaneous Revenue	0	0	1,300	0
TOTAL REVENUES	\$996,183	\$995,522	\$1,032,428	\$1,012,000
Reserve For Encumbrances	1,675	0	0	0
TOTAL RESOURCES	\$1,323,893	\$1,311,931	\$1,348,837	\$1,339,756
EXPENDITURES				
Operating Cost	\$243,727	\$259,808	\$254,900	\$269,012
Trf out General Fund/Personnel	90,893	85,375	85,375	86,087
Trf out Park Venue	47,386	44,716	44,716	45,101
Transfer to PVEN (Arts Cncl Rntl)	75,000	60,000	60,000	60,000
Transfer to Lake Pks (Loyd Park Cabins)	38,400	9,000	9,000	9,000
Tourism/Conv & Visitors Bureau	172,082	200,800	201,033	205,804
Contingency	0	45,000	35,462	30,000
Indirect Cost	39,846	41,807	41,807	30,234
City Promotion/Marketing	91,031	105,000	105,000	104,000
Cinco de Mayo	5,000	4,500	4,500	4,500
G.P. Arts Council	70,000	65,000	65,000	65,000
Historical Preservation	13,593	20,000	20,000	18,000
J P 10-K Race-Parks	2,600	1,000	1,000	1,000
Juneteenth	2,500	2,250	2,250	2,250
Lone Stars & Stripes	25,000	20,000	29,538	25,000
Prairie Lights	13,850	10,000	10,000	10,000
Athletic Events-Parks	12,922	19,000	19,000	15,527
Audit Adjustments	(1,346)	0	0	0
TOTAL EXPENDITURES	\$942,484	\$993,256	\$988,581	\$980,515
Indie Fest	25,000	0	0	0
Trf to PVEN (Uptown Theatre Promtn)	35,000	30,000	30,000	22,000
Trf to PVEN (Market Square Promtn)	5,000	2,500	2,500	2,500
One-time Audit	0	0	0	50,890
One-time retiree benefit	0	0	0	2,714
One-time DFWACT Ad Campaign	0	0	0	10,000
TOTAL APPROPRIATIONS	\$1,007,484	\$1,025,756	\$1,021,081	\$1,068,619
Ending Resources	\$316,409	\$286,175	\$327,756	\$271,137

CITY OF GRAND PRAIRIE
INFORMATION TECHNOLOGY ACQUISITION FUND SUMMARY
2011/2012

	<u>2009/10</u> <u>ACTUAL</u>	<u>2010/11</u> <u>APPR/MOD</u>	<u>2010/11</u> <u>PROJECTION</u>	<u>2011/2012</u> <u>APPROVED</u>
Beginning Resources	\$227,771	\$343,632	\$343,632	\$214,608
REVENUES				
Interest Earnings	\$15,861	\$3,137	\$0	\$0
Transfer in from PVEN Sales Tax Fund	0	0	5,480	0
Transfer in from Lake Parks Fund	0	0	12,000	0
Transfer in from Airport	0	0	3,496	0
Transfer from General Fund ONE-TIME	0	0	0	656,600
Transfer from General Fund RECURRING	100,000	100,000	100,000	100,000
Transfer from Solid Waste	100,000	100,000	100,000	100,000
Transfer from Water/wastewater	150,000	150,000	150,000	150,000
TOTAL REVENUES	\$365,861	\$353,137	\$370,976	\$1,006,600
Reserve for Encumbrances	435,950	85,241	85,241	0
TOTAL RESOURCES	\$1,029,582	\$782,010	\$799,849	\$1,221,208
EXPENDITURES				
Software Update, PC & Laptop Replacements - Phase I	\$288,976	\$585,241	\$585,241	\$1,095,517
Telephone & Switching Equipment Upgrade	101,407	0	0	0
Tiburon Upgrade of CAD, Mapping & Reporting System	80,194	0	0	0
Completion of Wiring Project for the City	96,000	0	0	0
FY 07 Water Wastewater	414	0	0	0
FY 08 Public Works - Streets	1,865	0	0	0
FY 08 IT One-Time Software Training	31,853	0	0	0
Video Conferencing System	0	0	0	125,000
Reserve for Encumbrances	85,241	0	0	0
TOTAL EXPENDITURES	\$685,950	\$585,241	\$585,241	\$1,220,517
TOTAL APPROPRIATIONS	\$685,950	\$585,241	\$585,241	\$1,220,517
Ending Resources	\$343,632	\$196,769	\$214,608	\$691

**CITY OF GRAND PRAIRIE
JUVENILE CASE MANAGER FEE FUND
2011/2012**

	<u>2009/10</u> <u>ACTUAL</u>	<u>2010/11</u> <u>APPR/MOD</u>	<u>2010/11</u> <u>PROJECTION</u>	<u>2011/12</u> <u>APPROVED</u>
Beginning Resources	\$210,285	\$236,706	\$236,706	\$247,071
REVENUES				
Juvenile Case Manager Fee	\$147,291	\$150,000	\$135,492	\$135,492
Interest Earnings	4,642	873	0	0
TOTAL REVENUES	\$151,933	\$150,873	\$135,492	\$135,492
TOTAL RESOURCES	\$362,218	\$387,579	\$372,198	\$382,563
EXPENDITURES				
Personal Services	\$121,410	\$123,708	\$120,321	\$117,736
Supplies	425	500	500	3,704
Other Services & Charges	3,846	4,306	4,306	14,312
Contingency	0	20,000	0	8,000
Audit Adjustment	(169)	0	0	0
TOTAL EXPENDITURES	\$125,512	\$148,514	\$125,127	\$143,752
TOTAL APPROPRIATIONS	\$125,512	\$148,514	\$125,127	\$143,752
Ending Resources	\$236,706	\$239,065	\$247,071	\$238,811

**CITY OF GRAND PRAIRIE
LAKE PARKS FUND SUMMARY**

2011/2012

	<u>2009/10 ACTUAL</u>	<u>2010/11 APPR/MOD</u>	<u>2010/11 PROJECTION</u>	<u>2011/12 APPROVED</u>
Beginning Resources	\$918,880	\$779,568	\$779,568	\$739,124
REVENUES				
Annual Permits	\$175,216	\$180,000	\$185,400	\$185,400
Leases/Licenses	1,500	0	0	0
Gate Receipts	1,121,635	1,145,758	1,237,000	1,145,758
Pavilion Rentals	27,520	28,000	28,000	28,000
Concessions	21,165	25,000	20,000	20,000
Park Sites	311,768	342,000	390,000	347,000
Transfer in HTMT Tax Fund	38,400	9,000	9,000	9,000
Marina	228,142	275,000	275,000	275,000
Festival	25,743	90,000	90,000	90,000
Special Activities	15,750	19,000	23,000	25,000
Cabins	119,921	130,000	132,100	139,100
Interest Earnings	21,624	2,524	0	0
Miscellaneous Rentals/Sales	31,231	34,500	30,735	29,500
TOTAL REVENUES	<u>\$2,139,615</u>	<u>\$2,280,782</u>	<u>\$2,420,235</u>	<u>\$2,293,758</u>
Reserve for Encumbrances	17,462	11,426	11,426	0
TOTAL RESOURCES	<u>\$3,075,957</u>	<u>\$3,071,776</u>	<u>\$3,211,229</u>	<u>\$3,032,882</u>
EXPENDITURES				
Personal Services	\$1,016,817	\$1,075,401	\$1,049,997	\$1,090,472
Supplies	96,294	98,292	106,273	108,321
Other Services & Charges	588,358	604,489	629,774	629,674
Capital Outlay	21,125	0	0	50,500
Festival Expenses	26,286	70,000	70,000	70,000
Cabins	37,823	41,926	46,795	44,026
Transfer to Park Venue	53,183	93,627	93,627	94,407
Transfer to General Fund	21,361	21,539	21,539	21,715
Transfer to IT Acquisition ONE-TIME	0	0	12,000	0
Indirect Cost	95,233	100,288	100,288	99,775
Transfer to Prairie Lights	11,717	11,821	11,821	11,925
Audit Adjustment	81,766	0	0	0
Reserve for Encumbrance	11,426	0	0	0
TOTAL EXPENDITURES	<u>\$2,061,389</u>	<u>\$2,117,383</u>	<u>\$2,142,114</u>	<u>\$2,220,815</u>
Transfer to Lake Capital Projects Fund	235,000	235,000	235,000	235,000
One-Time	0	94,991	94,991	50,000
TOTAL APPROPRIATIONS	<u>\$2,296,389</u>	<u>\$2,447,374</u>	<u>\$2,472,105</u>	<u>\$2,505,815</u>
Ending Resources	<u>\$779,568</u>	<u>\$624,402</u>	<u>\$739,124</u>	<u>\$527,067</u>

**CITY OF GRAND PRAIRIE
MUNICIPAL COURT BUILDING SECURITY FUND SUMMARY
2011/2012**

	2009/10 ACTUAL	2010/11 APPR/MOD	2010/11 PROJECTION	2011/12 APPROVED
Beginning Resources	\$52,646	\$50,949	\$50,949	\$47,324
REVENUES				
Municipal Court Bldg Security Fee	\$91,411	\$92,000	\$83,172	\$83,172
Interest Earnings	1,615	202	0	0
TOTAL REVENUES	\$93,026	\$92,202	\$83,172	\$83,172
TOTAL RESOURCES	\$145,672	\$143,151	\$134,121	\$130,496
EXPENDITURES				
Personal Services	\$81,254	\$82,165	\$80,470	\$76,247
Supplies	0	0	0	1,805
Other Services & Charges	13,726	9,027	6,327	6,323
Audit Adjustment	(257)	0	0	0
TOTAL EXPENDITURES	\$94,723	\$91,192	\$86,797	\$84,375
TOTAL APPROPRIATIONS	\$94,723	\$91,192	\$86,797	\$84,375
Ending Resources	\$50,949	\$51,959	\$47,324	\$46,121

CITY OF GRAND PRAIRIE
MUNICIPAL COURT JUDICIAL EFFICIENCY FUND SUMMARY
2011/2012

	<u>2009/10</u> <u>ACTUAL</u>	<u>2010/11</u> <u>APPR/MOD</u>	<u>2010/11</u> <u>PROJECTION</u>	<u>2011/12</u> <u>APPROVED</u>
Beginning Resources	\$40,109	\$44,639	\$44,639	\$44,739
REVENUES				
Judicial Efficiency Fee	\$17,543	\$17,000	\$16,094	\$16,094
Interest Earnings	1,470	161	0	0
TOTAL REVENUES	\$19,013	\$17,161	\$16,094	\$16,094
TOTAL RESOURCES	\$59,122	\$61,800	\$60,733	\$60,833
EXPENDITURES				
Personal Services	\$3,599	\$3,994	\$0	\$0
Training	0	335	335	335
Insurance Verification	10,744	11,665	15,659	15,659
Audit Adjustment	140	0	0	0
TOTAL EXPENDITURES	\$14,483	\$15,994	\$15,994	\$15,994
TOTAL APPROPRIATION	\$14,483	\$15,994	\$15,994	\$15,994
Ending Resources	\$44,639	\$45,806	\$44,739	\$44,839

CITY OF GRAND PRAIRIE
MUNICIPAL COURT TECHNOLOGY FUND SUMMARY
2011/2012

	<u>2009/10</u> <u>ACTUAL</u>	<u>2010/11</u> <u>APPR/MOD</u>	<u>2010/11</u> <u>PROJECTION</u>	<u>2011/12</u> <u>APPROVED</u>
Beginning Resources	\$51,173	\$136,355	\$136,355	\$96,323
REVENUES				
Municipal Court Technology Fee	\$121,874	\$118,000	\$110,897	\$110,897
Interest Earnings	4,491	572	0	0
TOTAL REVENUES	\$126,365	\$118,572	\$110,897	\$110,897
Reserve For Encumbrances	103,359	16,639	16,639	0
TOTAL RESOURCES	\$280,897	\$271,566	\$263,891	\$207,220
EXPENDITURES				
Supplies	\$0	\$30,960	\$30,960	\$0
Other Services & Charges	71,709	74,608	74,608	77,682
Capital Outlay	56,194	85,679	62,000	50,000
Reserve for Encumbrance	16,639	0	0	0
TOTAL EXPENDITURES	\$144,542	\$191,247	\$167,568	\$127,682
TOTAL APPROPRIATIONS	\$144,542	\$191,247	\$167,568	\$127,682
Ending Resources	\$136,355	\$80,319	\$96,323	\$79,538

**CITY OF GRAND PRAIRIE
PARK VENUE OPERATING FUND SUMMARY**

	2011/2012			
	2009/10	2010/11	2010/11	2011/12
	ACTUAL	APPR/MOD	PROJECTION	APPROVED
Beginning Resources	\$1,576,436	\$2,499,444	\$2,499,444	\$2,992,506
REVENUES				
Sales Tax Receipts	\$5,139,043	\$4,780,354	\$4,785,652	\$5,024,490
Recreation	848,420	758,877	675,701	673,300
Transfer from General Fund	7,201,848	6,936,611	6,831,951	6,816,006
Bowles Life Center	262,221	260,500	254,400	254,400
Market Square	5,000	8,500	8,500	8,500
Ruthe Jackson Center	1,174,526	1,241,500	1,299,225	1,297,630
Summit	673,002	773,775	844,502	907,000
Transfer In from GF for Summit	364,667	0	0	0
Uptown Theater	305,298	329,770	267,219	282,220
TOTAL REVENUES	\$15,974,025	\$15,089,887	\$14,967,150	\$15,263,546
Reserve for Encumbrances	104,831	65,613	65,613	0
Reserve for Sales Tax Return	1,302,067	1,302,067	1,302,067	0
Require Reserve for Debt Service	809,000	809,000	809,000	809,000
TOTAL RESOURCES	\$19,766,359	\$19,766,011	\$19,643,274	\$19,065,052
EXPENDITURES				
Personal Services	\$5,038,589	\$4,790,954	\$4,635,359	\$4,858,460
Supplies	398,866	436,486	412,873	485,760
Other Services & Charges	3,300,478	3,659,647	3,672,874	3,294,634
Capital Outlay	69,188	0	0	25,000
Bowles Life Center	475,711	526,164	518,014	524,587
Market Square	15,860	29,100	22,200	22,418
Ruthe Jackson Center	1,164,920	1,134,591	1,153,770	1,164,414
Transfer to RJC Equipment Replacement Fund	9,606	106,909	145,455	133,216
Summit	1,037,669	1,299,252	1,421,286	1,467,622
Uptown Theater	531,683	415,849	412,070	408,785
Fiscal Fees	3,072	4,500	4,500	4,500
Interest Expense (Sales Tax)	950,154	1,092,554	1,092,554	1,049,612
Principal Payment (Sales Tax)	1,035,000	970,000	970,000	1,010,000
Audit Adjustment (Change in AR & AP Accruals)	(532,516)	0	0	0
Reserve for Encumbrances	65,613	0	0	0
TOTAL EXPENDITURES	\$13,563,893	\$14,466,006	\$14,460,955	\$14,449,008
Lump Sum Merits - GF	131,955	128,495	128,495	0
Sales Tax Return	\$0	0	152,318	0
Transfer to Park Cap. Proj. Fund	800,000	600,000	600,000	800,000
Transfer to Golf Fund	660,000	500,000	500,000	325,000
TOTAL APPROPRIATIONS	\$15,155,848	\$15,694,501	\$15,841,768	\$15,574,008
Reserve for Sales Tax Return	1,302,067	0	0	0
Require Reserve for Debt Service	809,000	809,000	809,000	809,000
Ending Resources	\$2,499,444	\$3,262,510	\$2,992,506	\$2,682,044

**CITY OF GRAND PRAIRIE
 POOLED INVESTMENTS FUND SUMMARY
 2010/11**

	<u>2009/10 ACTUAL</u>	<u>2010/11 APPR/MOD</u>	<u>2010/11 PROJECTION</u>	<u>2011/12 APPROVED</u>
Beginning Resources	\$4,854,867	(\$654,873)	(\$654,873)	(\$2,974)
REVENUES				
Interest Earnings	\$4,041,159	\$2,750,000	\$1,700,000	\$1,250,000
Miscellaneous Interest	63	100	50	50
Miscellaneous	5,460	0	0	0
TOTAL REVENUES	\$4,046,682	\$2,750,100	\$1,700,050	\$1,250,050
Reserved For Encumbrances	660	0	0	0
TOTAL RESOURCES	\$8,902,209	\$2,095,227	\$1,045,177	\$1,247,076
EXPENDITURES				
Bank Service Charges	\$122,516	\$140,000	\$140,000	\$140,000
Personnel Services	268,280	269,436	264,554	276,213
Supplies	5,983	8,764	8,764	15,215
Other Services & Charges	186,602	167,977	168,273	167,987
Armored Car Service	61,302	74,000	74,000	74,000
Transfer to General Fund	1,174,301	667,002	442,002	418,811
Transfer to Employee Insur. Fund	203,078	35,164	0	0
Transfer to Grant/Fiduciary Funds	610,447	74,064	0	0
Transfer to PIDs/TIFs	272,239	54,214	0	0
Transfer to Other Operating Funds	1,928,722	240,694	0	0
Transfer to Capital Projects Funds	4,698,076	24,730	0	0
Trinity Railway Payments	69,764	72,682	72,682	72,682
Reimbursement from other funds	(72,162)	(122,124)	(122,124)	(118,903)
Audit Adjustment	27,934	0	0	0
TOTAL EXPENDITURES	\$9,557,082	\$1,706,603	\$1,048,151	\$1,046,005
TOTAL APPROPRIATIONS	\$9,557,082	\$1,706,603	\$1,048,151	\$1,046,005
Ending Resources	(\$654,873)	\$388,624	(\$2,974)	\$201,071

**CITY OF GRAND PRAIRIE
PRAIRIE LIGHTS FUND SUMMARY
2011/2012**

	<u>2009/10 ACTUAL</u>	<u>2010/11 APPR/MOD</u>	<u>2010/11 PROJECTION</u>	<u>2011/12 APPROVED</u>
Beginning Resources	\$139,955	\$161,774	\$161,774	\$145,430
REVENUES				
Special Events	\$83,875	\$119,501	\$119,501	\$119,501
Concession Receipts	15,659	25,067	25,067	25,064
Pro Shop	28,056	28,235	28,235	28,235
Entertainment Fees	5,630	5,685	5,685	5,685
Prairie Lights Gate Receipts	394,587	469,386	469,386	657,212
Operating Contrib-Sponsorship	6,000	37,878	37,878	37,878
Interest Earnings	4,259	734	0	0
Miscellaneous	4,678	4,784	5,211	5,000
TOTAL REVENUES	<u>\$542,744</u>	<u>\$691,270</u>	<u>\$690,963</u>	<u>\$878,575</u>
TOTAL RESOURCES	<u><u>\$682,699</u></u>	<u><u>\$853,044</u></u>	<u><u>\$852,737</u></u>	<u><u>\$1,024,005</u></u>
EXPENDITURES				
Personal Services	\$141,151	\$135,058	\$131,671	\$136,137
Supplies	28,718	35,450	20,631	31,362
Other Services & Charges	165,949	162,229	159,981	185,237
Capital Outlay	0	165,000	165,000	165,000
Prairie Lights	194,992	230,024	230,024	155,000
Audit Adjustment	(9,885)	0	0	0
TOTAL EXPENDITURES	<u>\$520,925</u>	<u>\$727,761</u>	<u>\$707,307</u>	<u>\$672,736</u>
TOTAL APPROPRIATIONS	<u><u>\$520,925</u></u>	<u><u>\$727,761</u></u>	<u><u>\$707,307</u></u>	<u><u>\$672,736</u></u>
Ending Resources	<u><u>\$161,774</u></u>	<u><u>\$125,283</u></u>	<u><u>\$145,430</u></u>	<u><u>\$351,269</u></u>

**CITY OF GRAND PRAIRIE
RISK MANAGEMENT FUND SUMMARY**

2011/2012

	2009/10 ACTUAL	2010/11 APPR/MOD	2010/11 PROJECTION	2011/12 APPROVED
Beginning Resources	\$310,908	\$1,630,067	\$1,630,067	\$2,020,216
REVENUES				
Billings-Workers Compensation	\$899,069	\$662,167	\$662,167	\$715,000
Billings-Property Insurance	977,523	738,500	738,500	755,000
Billings- Liability Insurance	694,950	570,000	570,000	557,000
Billings-Risk Mgmt Administration	367,226	461,991	461,991	401,862
Interest Earnings	47,848	9,242	0	0
Miscellaneous	106,743	85,000	85,000	80,000
Claim Settle-Subrogation Property	21,854	15,000	60,000	15,000
Claim Settle-Subrogation Auto	8,015	3,000	2,500	3,000
Insurance Recoveries - Property	58,157	5,000	84,948	15,000
Reinsurance Proceeds	32,992	1,000	30,000	30,000
Insurance Recoveries Auto/Property	217,769	100,000	126,833	100,000
TOTAL REVENUES	\$3,432,146	\$2,650,900	\$2,821,939	\$2,671,862
Reserve for encumbrances	309,054	150,076	150,076	0
Liability/WC Reserve-Future	2,424,248	2,424,248	2,424,248	2,424,248
TOTAL RESOURCES	\$6,476,356	\$6,855,291	\$7,026,330	\$7,116,326
EXPENDITURES				
Personal Services	\$81,785	\$82,563	\$80,868	\$82,660
Supplies	180	3,173	3,173	4,978
Other Services & Charges	170,375	349,447	353,947	349,449
Auto Related Losses	321,266	204,000	204,000	250,000
Liability Insurance Premium	183,247	190,000	167,526	190,000
Liability Loss - Current	46,870	100,000	100,000	117,000
Liability Loss - Prior	201,689	280,000	280,000	250,000
Property Insurance Premium	359,777	409,500	392,189	405,000
Property Losses	64,181	100,000	100,000	100,000
Workers Compensation-Premium	106,826	112,167	120,019	120,000
Workers Comp Loss - Current	270,240	200,000	200,000	205,000
Workers Comp - Prior	430,363	350,000	384,000	390,000
Transfer to GF-Salary Reimbursement	53,845	54,679	54,679	57,972
Audit Adjustment	(191,692)	0	0	0
I30 Lighting	135,952	150,076	104,042	0
Uninsured Losses	37,061	25,000	37,423	25,000
Reserve for Encumbrance	150,076	0	0	0
TOTAL EXPENDITURES	\$2,422,041	\$2,610,605	\$2,581,866	\$2,547,059
One-Time Fire/PW Safety Equipment	0	0	0	19,000
TOTAL APPROPRIATIONS	\$2,422,041	\$2,610,605	\$2,581,866	\$2,566,059
Liability/WC Reserve-Future	2,424,248	2,424,248	2,424,248	2,424,248
Ending Resources	\$1,630,067	\$1,820,438	\$2,020,216	\$2,126,019

**CITY OF GRAND PRAIRIE
RUTHE JACKSON CENTER (RJC) REPAIR RESERVE FUND SUMMARY**

2011/2012

	<u>2009/10 ACTUAL</u>	<u>2010/11 APPR/MOD</u>	<u>2010/11 PROJECTION</u>	<u>2011/12 APPROVED</u>
Beginning Resources	\$153,070	\$57,201	\$57,201	\$157,656
REVENUES				
Interest Earnings	\$14,190	\$0	\$0	\$0
Transfer in Sales Tax Fund	9,606	106,909	145,455	133,216
TOTAL REVENUES	\$23,796	\$106,909	\$145,455	\$133,216
Reserve for Encumbrance	0	62,749	62,749	0
TOTAL RESOURCES	\$176,866	\$226,859	\$265,405	\$290,872
EXPENDITURES				
Capital Outlay	\$56,916	\$107,749	\$107,749	\$0
Reserve for Encumbrance	62,749	0	0	0
TOTAL EXPENDITURES	\$119,665	\$107,749	\$107,749	\$0
TOTAL APPROPRIATIONS	\$119,665	\$107,749	\$107,749	\$0
Ending Resources	\$57,201	\$119,110	\$157,656	\$290,872

**CITY OF GRAND PRAIRIE
SOLID WASTE FUND SUMMARY**

	2011/2012			
	2009/10 ACTUAL	2010/11 APPR/MOD	2010/11 PROJECTION	2011/12 APPROVED
Beginning Resources	\$1,473,506	\$2,004,455	\$2,004,455	\$1,987,268
REVENUES				
Commercial/Residential Tipping Fee	\$2,580,790	\$2,754,927	\$2,495,805	\$2,439,624
Sanitary Landfill Charge	390,534	325,150	411,238	374,222
Refuse Service (resident/comm'l bag service)	7,154,883	7,048,700	7,183,040	7,273,385
Interest Earnings	52,751	7,732	0	0
Auto-Related Business Program	74,250	94,600	93,200	93,200
Brush Pickup	0	29,750	19,238	29,750
Miscellaneous	8,261	10,000	9,172	9,172
TOTAL REVENUES	\$10,261,469	\$10,270,859	\$10,211,693	\$10,219,353
Reserve for Encumbrances	336,861	243,647	243,647	0
TOTAL RESOURCES	\$12,071,836	\$12,518,961	\$12,459,795	\$12,206,621
EXPENDITURES				
Personal Services	\$1,266,764	\$1,348,849	\$1,355,706	\$1,325,180
Supplies	324,772	522,855	548,841	582,505
Other Services & Charges	939,638	1,134,882	1,161,601	1,077,717
Capital Outlay	29,157	13,184	13,184	0
Curbside Recycling costs	913,400	900,472	800,000	900,472
Garbage Contract	2,293,713	2,340,000	2,340,000	2,415,000
State Tipping Fee	205,351	301,278	200,000	250,000
Street Sweeping Contract	31,155	46,897	62,578	46,897
Litter Collection Contract	117,128	156,880	120,000	120,000
Indirect Cost	310,301	321,341	321,341	319,626
Contingency	0	18,900	18,900	40,000
Franchise Fees	301,868	294,954	303,771	301,904
Transfer to General Fund	135,532	144,683	144,683	140,247
Transfer to IT Fund	100,000	100,000	100,000	100,000
In Lieu of Property Tax	77,059	83,854	83,854	80,513
Keep Grand Prairie Beautiful	225,194	249,171	245,784	258,628
Community Services	106,003	130,677	128,982	109,628
Auto-Related Business Program	311,360	321,577	312,315	328,271
Brush Crew Program	262,896	307,553	285,987	294,102
Audit Adjustment	(27,557)	0	0	0
Reserve for Encumbrances	243,647	0	0	0
TOTAL EXPENDITURES	\$8,167,381	\$8,738,007	\$8,547,527	\$8,690,690
Transfer to Solid Waste Equip. Acqu. Fund	\$600,000	\$575,000	\$575,000	\$600,000
Transfer to Solid Waste Cap. Proj.	675,000	675,000	675,000	950,000
Transfer to Solid Waste Closure Fund	175,000	175,000	175,000	200,000
Transfer to Solid Waste Landfill Replace.	100,000	100,000	100,000	100,000
Transfer to Solid Waste Liner Res.	150,000	200,000	200,000	300,000
Transfer to Street Sales Tax Fund	200,000	200,000	200,000	200,000
TOTAL APPROPRIATIONS	\$10,067,381	\$10,663,007	\$10,472,527	\$11,040,690
Ending Resources	\$2,004,455	\$1,855,954	\$1,987,268	\$1,165,931

CITY OF GRAND PRAIRIE
SOLID WASTE CLOSURE LIABILITY FUND SUMMARY
2011/2012

	<u>2009/10</u> <u>ACTUAL</u>	<u>2010/11</u> <u>APPR/MOD</u>	<u>2010/11</u> <u>PROJECTION</u>	<u>2011/12</u> <u>APPROVED</u>
Beginning Resources	\$2,252,497	\$2,427,497	\$2,427,497	\$2,602,497
REVENUES				
Transfer in Solid Waste Operating Fund	\$175,000	\$175,000	\$175,000	\$200,000
TOTAL REVENUES	\$175,000	\$175,000	\$175,000	\$200,000
TOTAL RESOURCES	\$2,427,497	\$2,602,497	\$2,602,497	\$2,802,497
EXPENDITURES				
Closure Liability	\$0	\$0	\$0	\$0
TOTAL EXPENDITURES	\$0	\$0	\$0	\$0
TOTAL APPROPRIATIONS	\$0	\$0	\$0	\$0
Ending Resources	\$2,427,497	\$2,602,497	\$2,602,497	\$2,802,497
Operating Imbalance	175,000	175,000	175,000	200,000

CITY OF GRAND PRAIRIE
SOLID WASTE EQUIPMENT ACQUISITION FUND SUMMARY

2011/2012

	2009/10	2010/11	2009/10	2011/12
	<u>ACTUAL</u>	<u>APPR/MOD</u>	<u>PROJECTION</u>	<u>APPROVED</u>
Beginning Resources	\$203,942	\$434,405	\$434,405	\$439,405
REVENUES				
Transfer in Solid Waste Operating Fund	\$734,023	\$575,000	\$575,000	\$600,000
Sale of Equipment Earnings	57,288	0	0	0
TOTAL REVENUES	<u>\$791,311</u>	<u>\$575,000</u>	<u>\$575,000</u>	<u>\$600,000</u>
TOTAL RESOURCES	<u>\$995,253</u>	<u>\$1,009,405</u>	<u>\$1,009,405</u>	<u>\$1,039,405</u>
EXPENDITURES				
Capital Outlay	\$560,848	\$570,000	\$570,000	\$424,000
TOTAL EXPENDITURES	<u>\$560,848</u>	<u>\$570,000</u>	<u>\$570,000</u>	<u>\$424,000</u>
TOTAL APPROPRIATIONS	<u>\$560,848</u>	<u>\$570,000</u>	<u>\$570,000</u>	<u>\$424,000</u>
Ending Resources	<u>\$434,405</u>	<u>\$439,405</u>	<u>\$439,405</u>	<u>\$615,405</u>

CITY OF GRAND PRAIRIE
SOLID WASTE LANDFILL REPLACEMENT FUND SUMMARY
2011/2012

	<u>2009/10</u> <u>ACTUAL</u>	<u>2010/11</u> <u>APPR/MOD</u>	<u>2010/11</u> <u>PROJECTION</u>	<u>2011/12</u> <u>APPROVED</u>
Beginning Resources	\$2,475,334	\$2,475,334	\$2,475,334	\$2,575,334
REVENUES				
Transfer in Solid Waste Operating Fund	\$100,000	\$100,000	\$100,000	\$100,000
TOTAL REVENUES	\$100,000	\$100,000	\$100,000	\$100,000
TOTAL RESOURCES	\$2,575,334	\$2,575,334	\$2,575,334	\$2,675,334
EXPENDITURES				
Landfill Acquisition	\$0	\$0	\$0	\$0
TOTAL EXPENDITURES	\$0	\$0	\$0	\$0
TOTAL APPROPRIATIONS	\$0	\$0	\$0	\$0
Ending Resources	\$2,575,334	\$2,575,334	\$2,575,334	\$2,675,334

CITY OF GRAND PRAIRIE
SOLID WASTE LINER RESERVE FUND SUMMARY
2011/2012

	<u>2009/10</u> <u>ACTUAL</u>	<u>2010/11</u> <u>APPR/MOD</u>	<u>2010/11</u> <u>PROJECTION</u>	<u>2011/12</u> <u>APPROVED</u>
Beginning Resources	\$916,119	\$1,066,119	\$1,066,119	\$1,166,119
REVENUES				
Transfer in Solid Waste Operating Fund	\$150,000	\$200,000	\$200,000	\$300,000
TOTAL REVENUES	\$150,000	\$200,000	\$200,000	\$300,000
TOTAL RESOURCES	\$1,066,119	\$1,266,119	\$1,266,119	\$1,466,119
EXPENDITURES				
Landfill Cell Construction	\$0	\$100,000	\$100,000	\$1,400,000
TOTAL EXPENDITURES	\$0	\$100,000	\$100,000	\$1,400,000
TOTAL APPROPRIATIONS	\$0	\$100,000	\$100,000	\$1,400,000
Ending Resources	\$1,066,119	\$1,166,119	\$1,166,119	\$66,119

CITY OF GRAND PRAIRIE
STORM WATER UTILITY FUND SUMMARY
2011/2012

	2009/10	2010/2011	2010/2011	2011/2012
	ACTUAL	APPR/MOD	PROJECTION	APPROVED
Beginning Resources	\$935,860	\$2,547,956	\$2,547,956	\$2,127,727
REVENUES				
Residential Storm Drainage	\$1,683,487	\$1,755,922	\$1,786,331	\$1,795,262
Mobile Home Storm Drainage	30,177	34,333	5,397	17,694
Multi Family Storm Drainage	502,951	566,323	499,179	590,417
Commercial Storm Drainage	2,462,974	2,544,548	2,732,845	2,746,429
Storm Drainage Fee - City Owned Facilities	6,141	77,382	11	0
Interest Earnings/Misc.	48,592	5,866	0	0
TOTAL REVENUES	\$4,734,322	\$4,984,374	\$5,023,763	\$5,149,802
Reserve for Encumbrances	469,960	388,848	388,848	0
TOTAL RESOURCES	\$6,140,142	\$7,921,178	\$7,960,567	\$7,277,529
EXPENDITURES				
Personal Services	\$392,336	\$403,652	\$386,155	\$400,962
Supplies	20,720	30,362	29,654	37,523
Other Services & Charges/FF	873,857	1,101,026	982,438	926,754
Storm Sewer Maintenance	174,398	175,393	175,393	216,274
Capital Outlay	13,100	324,168	324,168	0
Transfer. to GIS Program in GF	29,751	30,032	30,032	30,194
Transfer to STRM Cap Proj. Fund	1,800,000	1,800,000	1,800,000	1,800,000
Audit Adjustment	(200,824)	0	0	0
Reserve for Encumbrance	388,848	0	0	0
TOTAL EXPENDITURES	\$3,492,186	\$3,864,633	\$3,727,840	\$3,411,707
Transfer Storm Drainage	100,000	2,100,000	2,100,000	2,600,000
Central Park Grand Opening	0	5,000	5,000	0
TOTAL APPROPRIATIONS	\$3,592,186	\$5,969,633	\$5,832,840	\$6,011,707
Ending Resources	\$2,547,956	\$1,951,545	\$2,127,727	\$1,265,822

**CITY OF GRAND PRAIRIE
STREET MAINTENANCE SALES TAX FUND**

2011/2012

	<u>2009/10 ACTUAL</u>	<u>2010/11 APPR/MOD</u>	<u>2010/11 PROJECTION</u>	<u>2011/12 APPROVED</u>
Beginning Resources	\$346,108	\$1,029,380	\$1,029,380	\$2,234,106
REVENUES				
Sales Tax Receipts	\$5,136,774	\$4,780,354	\$4,785,652	\$5,024,490
Road Damage Assessment Fee	0	0	42,455	0
Transfer from Solid Waste Fund	200,000	200,000	200,000	200,000
In-lieu-of	1,238,459	1,273,280	1,273,280	1,276,454
Interest Earnings	122,157	0	0	0
TOTAL REVENUES	<u>\$6,697,390</u>	<u>\$6,253,634</u>	<u>\$6,301,387</u>	<u>\$6,500,944</u>
Reserve for Encumbrances	1,357,445	576,459	576,459	0
Reserve for Sales Tax Return	1,302,067	651,034	1,302,067	0
TOTAL RESOURCES	<u>\$9,703,010</u>	<u>\$8,510,507</u>	<u>\$9,209,293</u>	<u>\$8,735,050</u>
EXPENDITURES				
Street Maintenance	\$6,588,878	\$6,138,974	\$6,138,974	\$6,938,927
Contingency for Street Maintenance	0	0	0	770,992
Pavement Leveling	100,000	100,000	100,000	100,000
Alley Repair & Maintenance	550,613	500,000	500,000	500,000
Construction/Engineering	206,647	83,895	83,895	75,000
Sales Tax Return			152,318	
Reserve for Encumbrances	576,459	0	0	0
TOTAL EXPENDITURES	<u>\$8,022,597</u>	<u>\$6,822,869</u>	<u>\$6,975,187</u>	<u>\$8,384,919</u>
TOTAL APPROPRIATIONS	<u>\$8,022,597</u>	<u>\$6,822,869</u>	<u>\$6,975,187</u>	<u>\$8,384,919</u>
Reserve for Sales Tax Refund	651,034	0	0	0
Ending Resources	<u>\$1,029,380</u>	<u>\$1,687,638</u>	<u>\$2,234,106</u>	<u>\$350,131</u>

CITY OF GRAND PRAIRIE
WATER/WASTEWATER FUND SUMMARY
2011/2012

	2009/10 ACTUAL	2010/11 APPR/MOD	2010/11 PROJECTION	2011/2012 APPROVED
Beginning Resources	\$15,058,296	\$17,012,611	\$17,012,611	\$17,299,656
<u>REVENUE</u>				
Water Sales	\$27,165,582	\$29,416,972	\$31,666,679	\$32,405,400
Bulk/Unmtr Water Sales/Delinquency	114,467	95,145	90,993	90,000
Water Meter Connection	103,454	98,422	98,422	98,422
Reconnection Fee	378,229	389,715	332,938	350,000
WW Service Charges	17,212,075	18,896,280	19,589,863	19,980,000
Wastewater Tap/Pro Rata Fees	10,352	13,502	13,502	13,502
Interest Earning	393,468	58,908	0	0
Wastewater Surcharges	87,278	65,000	99,584	88,474
Monitor/Administration Fee	326,255	325,000	310,638	325,000
Misc Refunds/Miscellaneous (Late Fees)	281,976	238,858	737,825	827,457
Liquid Waste/Cross Connection	124,312	131,700	143,923	141,019
New Customer Service Charges	182,085	170,381	165,033	170,000
Wstwtr Class Surcharge	175,666	142,000	186,000	186,000
Prior Year Settle Up Charges Wastewater	298,310	0	0	
TOTAL REVENUES	\$46,853,509	\$50,041,883	\$53,435,400	\$54,675,274
Reserve for Encumbrances	135,486	125,833	125,833	0
TOTAL RESOURCES	\$62,047,291	\$67,180,327	\$70,573,844	\$71,974,930
<u>EXPENDITURES</u>				
Personal Services	\$5,927,247	\$6,200,391	\$5,973,545	\$6,293,400
Supplies	613,796	840,643	852,692	813,989
Other Services & Charges	3,547,032	4,036,150	4,143,173	4,223,246
Capital Outlay	816,007	370,339	370,339	1,250,400
Water Purchase	9,995,637	11,305,700	12,200,000	12,290,000
Wastewater Treatment	8,833,447	9,591,750	10,578,308	10,485,000
In Lieu of Property tax	1,161,400	1,189,426	1,189,426	1,195,941
Franchise Fee	1,770,765	1,906,597	2,050,182	2,095,216
TRA Contracts	1,162,700	1,096,000	1,096,000	1,115,000
Bad Debt	209,149	200,000	200,000	200,000
Transfer to Debt Service Fund	6,400,000	6,773,496	6,925,000	6,900,000
Transfer to W/WW Capital Project Funds	0	2,500,000	2,500,000	2,964,892
Indirect Cost	2,935,709	3,015,227	3,015,227	2,979,458
Transfer to IT Fund	150,000	150,000	150,000	150,000
Transfer to Pool Investments	36,081	85,702	85,702	74,357
Contingency	0	50,000	50,000	50,000
Transfer to General Fund/GIS	345,165	352,157	352,157	357,994
Reimbursement from the General Fund	(57,441)	(57,563)	(57,563)	(57,685)
Audit Adjustments*	562,153	0	0	0
Reserve for Encumbrance	125,833	0	0	0
TOTAL EXPENDITURES	\$44,534,680	\$49,606,015	\$51,674,188	\$53,381,208
Transfer to W/WW Capital Projects Fund	0	1,500,000	1,500,000	4,000,000
Transfer to Water Rate Stabilization Fund	500,000	100,000	100,000	100,000
TOTAL APPROPRIATIONS	\$45,034,680	\$51,206,015	\$53,274,188	\$57,481,208
Ending Resources	\$17,012,611	\$15,974,312	\$17,299,656	\$14,493,722

CITY OF GRAND PRAIRIE
WATER/WASTEWATER FUND SUMMARY
2011/2012

	2009/10 ACTUAL	2010/11 APPR/MOD	2010/11 PROJECTION	2011/2012 APPROVED
Beginning Resources	\$15,058,296	\$17,012,611	\$17,012,611	\$17,299,656
<u>REVENUE</u>				
Water Sales	\$27,165,582	\$29,416,972	\$31,666,679	\$32,405,400
Bulk/Unmtr Water Sales/Delinquency	114,467	95,145	90,993	90,000
Water Meter Connection	103,454	98,422	98,422	98,422
Reconnection Fee	378,229	389,715	332,938	350,000
WW Service Charges	17,212,075	18,896,280	19,589,863	19,980,000
Wastewater Tap/Pro Rata Fees	10,352	13,502	13,502	13,502
Interest Earning	393,468	58,908	0	0
Wastewater Surcharges	87,278	65,000	99,584	88,474
Monitor/Administration Fee	326,255	325,000	310,638	325,000
Misc Refunds/Miscellaneous (Late Fees)	281,976	238,858	737,825	827,457
Liquid Waste/Cross Connection	124,312	131,700	143,923	141,019
New Customer Service Charges	182,085	170,381	165,033	170,000
Wstwtr Class Surcharge	175,666	142,000	186,000	186,000
Prior Year Settle Up Charges Wastewater	298,310	0	0	
TOTAL REVENUES	\$46,853,509	\$50,041,883	\$53,435,400	\$54,675,274
Reserve for Encumbrances	135,486	125,833	125,833	0
TOTAL RESOURCES	\$62,047,291	\$67,180,327	\$70,573,844	\$71,974,930
<u>EXPENDITURES</u>				
Personal Services	\$5,927,247	\$6,200,391	\$5,973,545	\$6,293,400
Supplies	613,796	840,643	852,692	813,989
Other Services & Charges	3,547,032	4,036,150	4,143,173	4,223,246
Capital Outlay	816,007	370,339	370,339	1,250,400
Water Purchase	9,995,637	11,305,700	12,200,000	12,290,000
Wastewater Treatment	8,833,447	9,591,750	10,578,308	10,485,000
In Lieu of Property tax	1,161,400	1,189,426	1,189,426	1,195,941
Franchise Fee	1,770,765	1,906,597	2,050,182	2,095,216
TRA Contracts	1,162,700	1,096,000	1,096,000	1,115,000
Bad Debt	209,149	200,000	200,000	200,000
Transfer to Debt Service Fund	6,400,000	6,773,496	6,925,000	6,900,000
Transfer to W/WW Capital Project Funds	0	2,500,000	2,500,000	2,964,892
Indirect Cost	2,935,709	3,015,227	3,015,227	2,979,458
Transfer to IT Fund	150,000	150,000	150,000	150,000
Transfer to Pool Investments	36,081	85,702	85,702	74,357
Contingency	0	50,000	50,000	50,000
Transfer to General Fund/GIS	345,165	352,157	352,157	357,994
Reimbursement from the General Fund	(57,441)	(57,563)	(57,563)	(57,685)
Audit Adjustments*	562,153	0	0	0
Reserve for Encumbrance	125,833	0	0	0
TOTAL EXPENDITURES	\$44,534,680	\$49,606,015	\$51,674,188	\$53,381,208
Transfer to W/WW Capital Projects Fund	0	1,500,000	1,500,000	4,000,000
Transfer to Water Rate Stabilization Fund	500,000	100,000	100,000	100,000
TOTAL APPROPRIATIONS	\$45,034,680	\$51,206,015	\$53,274,188	\$57,481,208
Ending Resources	\$17,012,611	\$15,974,312	\$17,299,656	\$14,493,722

**CITY OF GRAND PRAIRIE
WATER/WASTEWATER DEBT SERVICE FUND SUMMARY**

2011/2012

	2009/10 ACTUAL	2010/2011 APPR/MOD	2010/11 PROJECTION	2011/12 APPROVED
Beginning Resources	\$852,620	\$160,526	\$160,526	\$268
REVENUES				
Interest Earnings	\$120,650	\$17,737	\$0	\$0
Transfer in W/WW Fund	6,400,000	6,773,496	6,925,000	6,900,000
TOTAL REVENUES	\$6,520,650	\$6,791,233	\$6,925,000	\$6,900,000
Reserve for Interest Expense	0	582,209	582,209	511,823
Reserve for Debt Service	3,139,154	2,998,286	2,998,286	3,260,156
Reserve for Bond Retirement	877,462	1,007,452	1,007,452	1,240,157
TOTAL RESOURCES	\$11,389,886	\$11,539,706	\$11,673,473	\$11,912,404
EXPENDITURES				
Fiscal Fees	\$7,200	\$8,000	\$100,322	\$8,000
Interest Expense	2,720,333	2,662,858	2,580,747	2,393,731
Interest Expense Line of Credit	9,973	40,000	40,000	40,000
Interest Expense Future Issue	0	0	0	404,112
Principal Payment Bonds	3,920,000	3,940,000	3,940,000	3,880,000
Audit Adjustment	(16,093)	0	0	0
TOTAL EXPENDITURES	\$6,641,413	\$6,650,858	\$6,661,069	\$6,725,843
TOTAL APPROPRIATIONS	\$6,641,413	\$6,650,858	\$6,661,069	\$6,725,843
Reserve for Interest Expense	(582,209)	(582,209)	(511,823)	(511,823)
Reserve for Debt Service	(2,998,286)	(2,998,286)	(3,260,156)	(3,260,156)
Reserve for Bond Retirement*	(1,007,452)	(1,007,452)	(1,240,157)	(1,240,157)
Ending Resources	\$160,526	\$300,901	\$268	\$174,425

**CITY OF GRAND PRAIRIE
GENERAL FUND APPROPRIATIONS BY AGENCY**

<u>AGENCY</u>	<u>ACTUAL</u> <u>2009/10</u>	<u>APPR/MOD</u> <u>2010/11</u>	<u>PROJECTED</u> <u>2010/11</u>	<u>APPROVED</u> <u>2011/12</u>
Budget and Research	\$318,871	\$317,887	\$312,805	\$308,675
Building & Construction Mgmt	96,789	99,325	97,630	99,675
City Council	116,857	137,595	136,620	137,619
City Manager	1,125,271	1,252,295	1,218,462	1,153,256
Environmental Services	1,416,956	1,625,924	1,560,685	1,615,014
Finance	1,730,482	1,787,481	1,769,551	1,814,266
Fire	22,392,446	22,912,811	22,642,329	23,454,434
Human Resources	784,746	867,688	852,298	761,023
Information Technology	3,637,382	3,717,162	3,807,976	3,901,917
Judiciary	357,900	359,308	354,327	362,003
Legal Services	781,781	793,616	784,687	834,053
Library	2,099,898	1,992,194	1,942,063	1,944,823
Management Services	261,059	262,227	259,328	262,698
Marketing	219,661	232,024	227,345	233,285
Municipal Court	1,577,351	1,679,512	1,598,300	1,542,000
Non-Departmental	12,553,688	13,306,672	13,606,992	17,471,352
Planning & Development	5,444,885	5,370,430	5,291,684	5,324,039
Police	33,268,208	34,124,597	33,599,936	34,957,301
Public Works	5,417,765	5,508,275	5,469,221	5,604,906
Transportation Services	909,747	989,670	976,350	982,929
TOTAL APPROPRIATIONS	\$94,511,743	\$97,336,693	\$96,508,589	\$102,765,268

Department: Budget and Research

Fund: General

Agency Expenditures

	Actual 2009/10	Appr/Mod 2010/11	Projected 2010/11	Approved 2011/12
Personnel Services	\$302,568	\$301,947	\$296,865	\$292,300
Supplies	1,818	2,531	2,531	2,531
Services	19,491	18,459	18,459	18,487
Reimbursements	(5,006)	(5,050)	(5,050)	(4,643)
Capital Outlay	0	0	0	0
Total Appropriations	\$318,871	\$317,887	\$312,805	\$308,675

Personnel Summary

	Actual 2009/10	Appr/Mod 2010/11	Projected 2010/11	Approved 2011/12
Operating Budget	3	3	3	3
Full-Time	3	3	3	3
Part-time	0	0	0	0
Total	3	3	3	3

Department: Building & Construction Management

Fund: General

Agency Expenditures

	Actual 2009/10	Appr/Mod 2010/11	Projected 2010/11	Approved 2011/12
Personnel Services	\$94,844	\$95,861	\$94,166	\$96,207
Supplies	128	523	523	523
Services	1,817	2,941	2,941	2,945
Reimbursements	0	0	0	0
Capital Outlay	0	0	0	0
Total Appropriations	\$96,789	\$99,325	\$97,630	\$99,675

Personnel Summary

	Actual 2009/10	Appr/Mod 2010/11	Projected 2010/11	Approved 2011/12
Construction	1	1	1	1
Full-Time	1	1	1	1
Part-time	0	0	0	0
Total	1	1	1	1

Department: City Council

Fund: General

Agency Expenditures

	Actual 2009/10	Appr/Mod 2010/11	Projected 2010/11	Approved 2011/12
Personnel Services	\$54,367	\$54,354	\$54,354	\$54,353
Supplies	5,344	5,900	5,300	5,900
Services	57,146	77,341	76,966	77,366
Reimbursements	0	0	0	0
Capital Outlay	0	0	0	0
Total Appropriations	\$116,857	\$137,595	\$136,620	\$137,619

Personnel Summary

	Actual 2009/10	Appr/Mod 2010/11	Projected 2010/11	Approved 2011/12
Legislative	9	9	9	9
Full-Time	0	0	0	0
Part-time	9	9	9	9
Total	9	9	9	9

Department: City Manager's Office

Fund: General

Agency Expenditures

	Actual 2009/10	Appr/Mod 2010/11	Projected 2010/11	Approved 2011/12
Personnel Services	\$856,998	\$894,519	\$878,324	\$818,179
Supplies	7,532	9,949	9,857	9,639
Services	550,629	658,252	640,706	638,337
Reimbursements	(289,888)	(310,425)	(310,425)	(312,899)
Capital Outlay	0	0	0	0
Total Appropriations	\$1,125,271	\$1,252,295	\$1,218,462	\$1,153,256

Personnel Summary

	Actual 2009/10	Appr/Mod 2010/11	Projected 2010/11	Approved 2011/12
Operations Management	10	9	10	10
Full-Time	8	7	7	7
Part-time	2	2	3	3
Total	10	9	10	10

Department: Environmental Services

Fund: General

Agency Expenditures

	Actual 2009/10	Appr/Mod 2010/11	Projected 2010/11	Approved 2011/12
Personnel Services	\$1,238,028	\$1,364,010	\$1,289,693	\$1,374,349
Supplies	118,559	133,645	145,891	127,555
Services	160,605	206,838	203,670	220,502
Reimbursements	(105,626)	(106,512)	(106,512)	(107,392)
Capital Outlay	5,390	27,943	27,943	0
Total Appropriations	\$1,416,956	\$1,625,924	\$1,560,685	\$1,615,014

Personnel Summary

	Actual 2009/10	Appr/Mod 2010/11	Projected 2010/11	Approved 2011/12
Public Health	7	7	7	7
Shelter Operations	13	13	13	13
Full-Time	20	20	20	20
Part-time	0	0	0	0
Total	20	20	20	20

Department: Finance

Fund: General

Agency Expenditures

	Actual 2009/10	Appr/Mod 2010/11	Projected 2010/11	Approved 2011/12
Personnel Services	\$1,180,019	\$1,192,585	\$1,177,335	\$1,224,110
Supplies	11,851	8,985	13,324	8,954
Services	680,571	729,074	722,055	725,558
Reimbursements	(141,959)	(143,163)	(143,163)	(144,356)
Capital Outlay	0	0	0	0
Total Appropriations	\$1,730,482	\$1,787,481	\$1,769,551	\$1,814,266

Personnel Summary

	Actual 2009/10	Appr/Mod 2010/11	Projected 2010/11	Approved 2011/12
Accounting	9	9	9	10
Finance Administration	1	1	1	1
Purchasing	4	4	4	4
Full-Time	14	14	14	15
Part-time	0	0	0	0
Total	14	14	14	15

Department: Fire

Fund: General

Agency Expenditures

	Actual 2009/10	Appr/Mod 2010/11	Projected 2010/11	Approved 2011/12
Personnel Services	\$20,550,367	\$21,110,401	\$20,742,662	\$21,483,285
Supplies	665,995	700,346	757,054	772,262
Services	1,160,485	1,102,064	1,142,613	1,143,387
Reimbursements	0	0	0	0
Capital Outlay	15,599	0	0	55,500
Total Appropriations	\$22,392,446	\$22,912,811	\$22,642,329	\$23,454,434

Personnel Summary

	Actual 2009/10	Appr/Mod 2010/11	Projected 2010/11	Approved 2011/12
Emergency Medical	1	1	1	1
Emergency Medical Svcs.	31	37	37	38
Emergency Operations	159	159	159	159
Fire Administration	7	6	6	6
Prevention	5	5	5	5
Full-Time	203	208	208	209
Part-time	0	0	0	0
Total	203	208	208	209

Department: Human Resources

Fund: General

Agency Expenditures

	Actual 2009/10	Appr/Mod 2010/11	Projected 2010/11	Approved 2011/12
Personnel Services	\$782,741	\$831,567	\$814,550	\$737,889
Supplies	4,218	10,150	10,150	10,150
Services	105,477	135,329	136,956	137,118
Reimbursements	(107,690)	(109,358)	(109,358)	(124,134)
Capital Outlay	0	0	0	0
Total Appropriations	\$784,746	\$867,688	\$852,298	\$761,023

Personnel Summary

	Actual 2009/10	Appr/Mod 2010/11	Projected 2010/11	Approved 2011/12
H.R. Administration	8	8	8	8
Full-Time	8	8	8	8
Part-time	0	0	0	0
Total	8	8	8	8

Department: Information Technology

Fund: General

Agency Expenditures

	Actual 2009/10	Appr/Mod 2010/11	Projected 2010/11	Approved 2011/12
Personnel Services	\$2,266,217	\$2,355,759	\$2,314,129	\$2,382,261
Supplies	15,237	30,190	30,190	30,190
Services	1,852,984	1,836,692	1,969,136	2,047,566
Reimbursements	(497,056)	(505,479)	(505,479)	(558,100)
Capital Outlay	0	0	0	0
Total Appropriations	\$3,637,382	\$3,717,162	\$3,807,976	\$3,901,917

Personnel Summary

	Actual 2009/10	Appr/Mod 2010/11	Projected 2010/11	Approved 2011/12
Administration	14	14	14	14
Economic Development	3	3	3	3
Geographic Info. Sys.	6	6	6	6
Telecommunications	1	1	1	1
Full-Time	24	24	24	24
Part-time	0	0	0	0
Total	24	24	24	24

Department: Judiciary

Fund: General

Agency Expenditures

	Actual 2009/10	Appr/Mod 2010/11	Projected 2010/11	Approved 2011/12
Personnel Services	\$318,298	\$320,274	\$315,192	\$322,953
Supplies	1,312	1,325	1,325	1,325
Services	38,290	37,709	37,810	37,725
Reimbursements	0	0	0	0
Capital Outlay	0	0	0	0
Total Appropriations	\$357,900	\$359,308	\$354,327	\$362,003

Personnel Summary

	Actual 2009/10	Appr/Mod 2010/11	Projected 2010/11	Approved 2011/12
Judge	3	3	3	3
Full-Time	3	3	3	3
Part-time	0	0	0	0
Total	3	3	3	3

Department: Legal Services

Fund: General

Agency Expenditures

	Actual 2009/10	Appr/Mod 2010/11	Projected 2010/11	Approved 2011/12
Personnel Services	\$635,348	\$652,703	\$644,011	\$701,257
Supplies	1,448	800	1,300	800
Services	144,985	140,113	139,376	131,996
Reimbursements	0	0	0	0
Capital Outlay	0	0	0	0
Total Appropriations	\$781,781	\$793,616	\$784,687	\$834,053

Personnel Summary

	Actual 2009/10	Appr/Mod 2010/11	Projected 2010/11	Approved 2011/12
Legal Services	6	6	6	6
Full-Time	5	5	6	6
Part-time	1	1	0	0
Total	6	6	6	6

Department: Library

Fund: General

Agency Expenditures

	Actual 2009/10	Appr/Mod 2010/11	Projected 2010/11	Approved 2011/12
Personnel Services	\$1,801,447	\$1,689,500	\$1,639,408	\$1,641,667
Supplies	50,233	51,551	51,512	51,870
Services	94,784	101,143	101,143	101,286
Reimbursements	0	0	0	0
Capital Outlay	153,434	150,000	150,000	150,000
Total Appropriations	\$2,099,898	\$1,992,194	\$1,942,063	\$1,944,823

Personnel Summary

	Actual 2009/10	Appr/Mod 2010/11	Projected 2010/11	Approved 2011/12
Library Administration	2	2	2	2
Outreach Services	2	2	2	2
Public Services	20	18	18	18
Branch Library	11	9	9	9
Bowles Life	5	5	5	4
Full-time	32	29	28	27
Part-time	8	7	8	8
Total	40	36	36	35

Department: Management Services

Fund: General

Agency Expenditures

	Actual 2009/10	Appr/Mod 2010/11	Projected 2010/11	Approved 2011/12
Personnel Services	\$309,137	\$307,601	\$304,683	\$311,286
Supplies	395	3,605	3,605	905
Services	15,843	14,142	14,161	14,167
Reimbursements	(64,316)	(63,121)	(63,121)	(63,660)
Capital Outlay	0	0	0	0
Total Appropriations	\$261,059	\$262,227	\$259,328	\$262,698

Personnel Summary

	Actual 2009/10	Appr/Mod 2010/11	Projected 2010/11	Approved 2011/12
Audit	3	3	3	3
Full-Time	3	3	3	3
Part-time	0	0	0	0
Total	3	3	3	3

Department: Marketing

Fund: General

Agency Expenditures

	Actual 2009/10	Appr/Mod 2010/11	Projected 2010/11	Approved 2011/12
Personnel Services	\$219,019	\$220,572	\$217,185	\$222,411
Supplies	14,766	8,773	8,432	8,773
Services	44,376	74,189	73,238	74,203
Reimbursements	(58,500)	(71,510)	(71,510)	(72,102)
Capital Outlay	0	0	0	0
Total Appropriations	\$219,661	\$232,024	\$227,345	\$233,285

Personnel Summary

	Actual 2009/10	Appr/Mod 2010/11	Projected 2010/11	Approved 2011/12
Marketing	2	2	2	2
Full-Time	2	2	2	2
Part-time	0	0	0	0
Total	2	2	2	2

Department: Municipal Court

Fund: General

Agency Expenditures

	Actual 2009/10	Appr/Mod 2010/11	Projected 2010/11	Approved 2011/12
Personnel Services	\$1,423,226	\$1,530,409	\$1,445,076	\$1,385,395
Supplies	50,519	51,464	54,023	56,935
Services	110,297	97,639	99,201	99,670
Reimbursements	(6,691)	0	0	0
Capital Outlay	0	0	0	0
Total Appropriations	\$1,577,351	\$1,679,512	\$1,598,300	\$1,542,000

Personnel Summary

	Actual 2009/10	Appr/Mod 2010/11	Projected 2010/11	Approved 2011/12
Municipal Court	24	24	23	23
Full-Time	24	24	23	23
Part-time	0	0	0	0
Total	24	24	23	23

Department: Non-Departmental

Fund: General

Agency Expenditures

	Actual 2009/10	Appr/Mod 2010/11	Projected 2010/11	Approved 2011/12
Personnel Services	\$1,078,810	\$1,078,810	\$1,078,810	\$1,948,409
Supplies	0	0	4,916	0
Services	11,474,878	12,227,862	12,523,266	15,522,943
Reimbursements	0	0	0	0
Capital Outlay	0	0	0	0
Total Appropriations	<u>\$12,553,688</u>	<u>\$13,306,672</u>	<u>\$13,606,992</u>	<u>\$17,471,352</u>

Personnel Summary

	Actual 2009/10	Appr/Mod 2010/11	Projected 2010/11	Approved 2011/12
Non-Departmental	0	0	0	0
Full-Time	0	0	0	0
Part-time	0	0	0	0
Total	<u>0</u>	<u>0</u>	<u>0</u>	<u>0</u>

Department: Planning and Development

Fund: General

Agency Expenditures

	Actual 2009/10	Appr/Mod 2010/11	Projected 2010/11	Approved 2011/12
Personnel Services	\$3,798,884	\$3,517,291	\$3,440,403	\$3,507,326
Supplies	79,552	113,927	112,734	128,280
Services	2,209,282	2,289,212	2,288,547	2,263,433
Reimbursements	(642,833)	(575,000)	(575,000)	(575,000)
Capital Outlay	0	25,000	25,000	0
Total Appropriations	\$5,444,885	\$5,370,430	\$5,291,684	\$5,324,039

Personnel Summary

	Actual 2009/10	Appr/Mod 2010/11	Projected 2010/11	Approved 2011/12
Bldg. Inspections	12	12	12	12
Code Enforcement	12	11	11	11
Plan & Dev Admin.	1	1	1	1
Current and Comp Plan	6	6	6	6
Engineering	22	16	16	16
Street Lighting	0	0	0	0
Full-time	52	46	46	46
Part-time	1	0	0	0
Total	53	46	46	46

Department: Police

Fund: General

Agency Expenditures

	Actual 2009/10	Appr/Mod 2010/11	Projected 2010/11	Approved 2011/12
Personnel Services	\$28,921,023	\$29,738,691	\$28,854,820	\$30,053,449
Supplies	852,857	1,085,422	1,235,492	1,305,996
Services	3,126,966	2,926,967	3,136,775	3,159,334
Reimbursements	(98,478)	(98,478)	(99,146)	(98,478)
Capital Outlay	465,840	471,995	471,995	537,000
Total Appropriations	\$33,268,208	\$34,124,597	\$33,599,936	\$34,957,301

Personnel Summary

	Actual 2009/10	Appr/Mod 2010/11	Projected 2010/11	Approved 2011/12
Criminal Investigations	56	56	56	56
Crossing Guards	72	72	72	72
Detention	31	34	34	40
Dispatch	42	42	42	42
Police Administration	4	4	4	4
Patrol	149	149	149	149
Support Operations	40	41	41	41
Full-Time	322	326	326	332
Part-time	72	72	72	72
Total	394	398	398	404

Department: Public Works

Fund: General

Agency Expenditures

	Actual 2009/10	Appr/Mod 2010/11	Projected 2010/11	Approved 2011/12
Personnel Services	\$3,546,233	\$3,683,255	\$3,547,294	\$3,668,093
Supplies	242,903	301,943	374,647	352,130
Services	1,616,314	1,523,077	1,547,280	1,556,683
Reimbursements	0	0	0	0
Capital Outlay	12,315	0	0	28,000
Total Appropriations	\$5,417,765	\$5,508,275	\$5,469,221	\$5,604,906

Personnel Summary

	Actual 2009/10	Appr/Mod 2010/11	Projected 2010/11	Approved 2011/12
Drainage/Channel Maintenance	8	8	8	8
Signals/Electrical	9	9	9	9
Signs and Markings	8	8	8	8
Street Maintenance	36	36	36	36
Full-Time	61	61	61	61
Part-time	0	0	0	0
Total	61	61	61	61

Department: Transportation

Fund: General

Agency Expenditures

	Actual 2009/10	Appr/Mod 2010/11	Projected 2010/11	Approved 2011/12
Personnel Services	\$652,600	\$728,624	\$716,334	\$732,306
Supplies	12,517	98,487	98,454	91,635
Services	249,672	226,161	225,164	224,584
Reimbursements	(5,042)	(63,602)	(63,602)	(65,596)
Capital Outlay	0	0	0	0
Total Appropriations	\$909,747	\$989,670	\$976,350	\$982,929

Personnel Summary

	Actual 2009/10	Appr/Mod 2010/11	Projected 2010/11	Approved 2011/12
Transportation Adm.	7	7	7	7
Transportation Inspections	1	1	1	1
Full-Time	8	8	8	8
Part-time	0	0	0	0
Total	8	8	8	8

Department: Airport

Fund: Municipal Airport

Agency Expenditures

	Actual 2009/10	Appr/Mod 2010/11	Projected 2010/11	Approved 2011/12
Personnel Services	\$344,830	\$358,483	\$328,972	\$347,962
Supplies	815,335	977,672	1,176,554	1,530,882
Services	497,893	737,659	736,110	814,949
Reimbursements	0	0	0	0
Capital Outlay	8,110	0	0	0
Total Appropriations	\$1,666,168	\$2,073,814	\$2,241,636	\$2,693,793

Personnel Summary

	Actual 2009/10	Appr/Mod 2010/11	Projected 2010/11	Approved 2011/12
Airport	6	6	6	6
Full-Time	5	5	5	5
Part-time	1	1	1	1
Total	6	6	6	6

Department: Marketing

Fund: Cable

Agency Expenditures

	Actual 2009/10	Appr/Mod 2010/11	Projected 2010/11	Approved 2011/12
Personnel Services	\$77,139	\$77,293	\$75,598	\$77,172
Supplies	11,541	13,256	13,596	8,127
Services	72,326	102,133	103,715	102,084
Reimbursements	0	0	0	0
Capital Outlay	4,866	51,552	71,836	120,000
Total Appropriations	\$165,872	\$244,234	\$264,745	\$307,383

Personnel Summary

	Actual 2009/10	Appr/Mod 2010/11	Projected 2010/11	Approved 2011/12
Cable Operations	1	1	1	1
Full-Time	1	1	1	1
Part-time	0	0	0	0
Total	1	1	1	1

Department: Parks & Recreation

Fund: Cemetery Fund

Agency Expenditures

	Actual 2009/10	Appr/Mod 2010/11	Projected 2010/11	Approved 2011/12
Personnel Services	\$285,272	\$223,150	\$218,068	\$219,994
Supplies	130,385	127,523	128,110	134,067
Services	268,085	240,673	247,205	340,318
Reimbursements	0	0	0	0
Capital	12,716	0	0	0
Total Appropriations	\$696,458	\$591,346	\$593,383	\$694,379

Personnel Summary

	Actual 2009/10	Appr/Mod 2010/11	Projected 2010/11	Approved 2011/12
Cemetery Operations	2	2	2	2
Grounds Operations	3	2	2	2
Full-Time	4	3	3	3
Part-time	1	1	1	1
Total	5	4	4	4

Department: Parks and Recreation

Fund: Golf

Agency Expenditures

	Actual 2009/10	Appr/Mod 2010/11	Projected 2010/11	Approved 2011/12
Personnel Services	\$1,047,544	\$975,259	\$951,544	\$960,850
Supplies	267,648	279,003	288,516	296,145
Services	1,846,629	1,882,918	1,876,394	1,838,656
Reimbursements	0	0	0	0
Capital Outlay	0	0	0	0
Total Appropriations	\$3,161,821	\$3,137,180	\$3,116,454	\$3,095,651

Personnel Summary

	Actual 2009/10	Appr/Mod 2010/11	Projected 2010/11	Approved 2011/12
Prairie Lakes	10	10	10	10
Golf Operations	1	1	1	1
Tangle Ridge	19	18	17	17
Full-Time	15	14	13	13
Part-time	15	15	15	15
Total	30	29	28	28

Department: Marketing

Fund: Hotel/Motel Tax

Agency Expenditures

	Actual 2009/10	Appr/Mod 2010/11	Projected 2010/11	Approved 2011/12
Personnel Services	\$247,623	\$257,263	\$252,181	\$267,790
Supplies	13,135	14,079	14,181	19,075
Services	746,726	754,414	754,719	781,754
Reimbursements	0	0	0	0
Capital Outlay	0	0	0	0
Total Appropriations	\$1,007,484	\$1,025,756	\$1,021,081	\$1,068,619

Personnel Summary

	Actual 2009/10	Appr/Mod 2010/11	Projected 2010/11	Approved 2011/12
Hotel/Motel	0	0	0	0
Tourist Bureau	8	8	6	6
Athletics	0	0	0	0
Full-Time	4	3	3	3
Part-time	4	5	3	3
Total	8	8	6	6

Department: Parks & Recreation

Fund: Lake Parks

Agency Expenditures

	Actual 2009/10	Appr/Mod 2010/11	Projected 2010/11	Approved 2011/12
Personnel Services	\$1,016,817	\$1,170,392	\$1,144,988	\$1,090,472
Supplies	98,391	113,692	123,423	125,321
Services	1,174,224	1,189,100	1,229,504	1,215,547
Reimbursements	(25,594)	(25,810)	(25,810)	(26,025)
Capital Outlay	32,551	0	0	100,500
Total Appropriations	\$2,296,389	\$2,447,374	\$2,472,105	\$2,505,815

Personnel Summary

	Actual 2009/10	Appr/Mod 2010/11	Projected 2010/11	Approved 2011/12
Lake Park	16	17	18	18
Loyd Park	16	16	16	16
Lynn Park	12	11	11	11
Loyd Park Cabins	0	0	0	0
Full-Time	14	14	15	15
Part-time	30	30	30	30
Total	44	44	45	45

Department: Parks and Recreation

Fund: Prairie Lights

Agency Expenditures

	Actual 2009/10	Appr/Mod 2010/11	Projected 2010/11	Approved 2011/12
Personnel Services	\$141,151	\$135,058	\$131,671	\$136,137
Supplies	28,718	35,450	20,631	31,362
Services	362,773	404,074	401,826	352,162
Reimbursements	(11,717)	(11,821)	(11,821)	(11,925)
Capital Outlay	0	165,000	165,000	165,000
Total Appropriations	\$520,925	\$727,761	\$707,307	\$672,736

Personnel Summary

	Actual 2009/10	Appr/Mod 2010/11	Projected 2010/11	Approved 2011/12
Prairie Lights	2	2	2	2
Full-Time	2	2	2	2
Part-time	0	0	0	0
Total	2	2	2	2

Department: Parks and Recreation**Fund: Park Venue Fund****Agency Expenditures**

	Actual 2009/10	Appr/Mod 2010/11	Projected 2010/11	Approved 2011/12
Personnel Services	\$6,383,552	\$6,301,089	\$6,083,261	\$6,220,586
Supplies	614,897	663,691	716,646	782,703
Services	8,224,235	8,903,816	9,215,956	8,816,729
Reimbursements	(136,024)	(174,095)	(174,095)	(271,010)
Capital Outlay	69,188	0	0	25,000
Total Appropriations	\$15,155,848	\$15,694,501	\$15,841,768	\$15,574,008

Personnel Summary

	Actual 2009/10	Appr/Mod 2010/11	Projected 2010/11	Approved 2011/12
Aquatics	43	43	43	43
Athletic Field Maint.	11	11	11	11
Athletics	3	3	3	3
Community Programs	7	7	7	7
Facility Maintenance	15	14	14	14
Grounds Maintenance	6	7	7	7
Horticulture	1	1	1	1
Litter Control	5	5	5	5
Maintenance Operations	5	5	5	5
Median/Channel Maint.	9	0	0	0
Park Administration	4	4	4	4
Park Maintenance	16	16	16	16
Park Rec Operations	2	2	2	2
Planning & Development	2	1	1	1
Recreation Centers	43	43	43	42
Park Venue Operations	3	3	3	4
Park Venue Maint	7	7	7	7
Ruthe Jackson Center	5	5	5	5
Bowles Life Center	14	14	14	14
Uptown Theater	3	3	3	3
Summit	18	18	18	18
Full-Time	95	85	85	85
Part-time	127	127	127	127
Total	222	212	212	212

Department: Environmental Services

Fund: Solid Waste

Agency Expenditures

	Actual 2009/10	Appr/Mod 2010/11	Projected 2010/11	Approved 2011/12
Personnel Services	\$2,030,438	\$2,152,263	\$2,133,794	\$2,114,288
Supplies	438,273	616,176	640,997	677,439
Services	7,624,065	7,946,526	7,749,694	8,314,661
Reimbursements	(64,198)	(65,142)	(65,142)	(65,698)
Capital Outlay	38,803	13,184	13,184	0
Total Appropriations	\$10,067,381	\$10,663,007	\$10,472,527	\$11,040,690

Personnel Summary

	Actual 2009/10	Appr/Mod 2010/11	Projected 2010/11	Approved 2011/12
Landfill Operations	22	22	22	23
Keep Beautiful Grand Prairie	2	2	2	2
Brush Crew	4	4	4	4
Auto Related Business	5	5	5	5
Community Services	1	2	1	1
Full-Time	33	34	34	34
Part-time	1	1	1	2
Total	34	35	35	36

Department: Planning and Development

Fund: Storm Water Utility

Agency Expenditures

	Actual 2009/10	Appr/Mod 2010/11	Projected 2010/11	Approved 2011/12
Personnel Services	\$394,185	\$403,652	\$386,155	\$400,962
Supplies	21,328	30,362	29,654	37,523
Services	3,163,573	5,211,451	5,092,863	5,573,222
Reimbursements	0	0	0	0
Capital Outlay	13,100	324,168	324,168	0
Total Appropriations	\$3,592,186	\$5,969,633	\$5,832,840	\$6,011,707

Personnel Summary

	Actual 2009/10	Appr/Mod 2010/11	Projected 2010/11	Approved 2011/12
Storm Water Operations	2	2	2	2
Drainage Crew	4	4	4	4
Full-Time	6	6	6	6
Part-time	0	0	0	0
Total	6	6	6	6

Department: Public Works

Fund: Street Maintenance Sales Tax

Agency Expenditures

	Actual 2009/10	Appr/Mod 2010/11	Projected 2010/11	Approved 2011/12
Personnel Services	\$0	\$0	\$0	\$0
Supplies	0	0	0	0
Services	7,807,055	6,738,974	6,891,292	8,309,919
Reimbursements	0	0	0	0
Capital	215,542	83,895	83,895	75,000
Total Appropriations	\$8,022,597	\$6,822,869	\$6,975,187	\$8,384,919

Personnel Summary

	Actual 2009/10	Appr/Mod 2010/11	Projected 2010/11	Approved 2011/12
Street Maintenance	0	0	0	0
Full-Time	0	0	0	0
Part-time	0	0	0	0
Total	0	0	0	0

Department: Water Utilities

Fund: Water/Wastewater

Agency Expenditures

	Actual 2009/10	Appr/Mod 2010/11	Projected 2010/11	Approved 2011/12
Personnel Services	\$5,924,299	\$6,200,391	\$5,973,545	\$6,293,400
Supplies	20,435,256	22,438,093	24,331,000	24,286,889
Services	17,916,559	22,254,755	22,656,867	25,708,204
Reimbursements	(57,441)	(57,563)	(57,563)	(57,685)
Capital Outlay	816,007	370,339	370,339	1,250,400
Total Appropriations	\$45,034,680	\$51,206,015	\$53,274,188	\$57,481,208

Personnel Summary

	Actual 2009/10	Appr/Mod 2010/11	Projected 2010/11	Approved 2011/12
Revenue Management	33	33	32	32
Water Distribution	35	35	36	36
W/WW Maintenance	25	25	31	31
Water Inspections	13	13	13	13
Full-Time	103	103	109	109
Part-time	3	3	3	3
Total	106	106	112	112

Department: Human Resources

Fund: Employee Insurance

Agency Expenditures

	Actual 2009/10	Appr/Mod 2010/11	Projected 2010/11	Approved 2011/12
Personnel Services	\$145,915	\$145,771	\$142,384	\$79,335
Supplies	3,185	5,296	5,296	9,506
Services	10,712,132	12,507,044	10,724,197	11,743,851
Reimbursements	0	0	0	0
Capital Outlay	0	5,140	25,000	130,000
Total Appropriations	\$10,861,232	\$12,663,251	\$10,896,877	\$11,962,692

Personnel Summary

	Actual 2009/10	Appr/Mod 2010/11	Projected 2010/11	Approved 2011/12
Health Insurance	2	2	2	2
Full-Time	2	2	2	2
Part-time	0	0	0	0
Total	2	2	2	2

Department: Finance

Fund: Equipment Services

Agency Expenditures

	Actual 2009/10	Appr/Mod 2010/11	Projected 2010/11	Approved 2011/12
Personnel Services	\$977,181	\$992,198	\$967,455	\$972,702
Supplies	2,299,029	2,607,106	2,755,282	3,262,786
Services	411,945	561,982	561,982	575,308
Reimbursements	0	0	0	0
Capital Outlay	15,514	10,000	10,000	0
Total Appropriations	\$3,703,669	\$4,171,286	\$4,294,719	\$4,810,796

Personnel Summary

	Actual 2009/10	Appr/Mod 2010/11	Projected 2010/11	Approved 2011/12
Equipment Services	15	15	15	15
Full-Time	15	15	15	15
Part-time	0	0	0	0
Total	15	15	15	15

Department: Finance

Fund: Pooled Investments

Agency Expenditures

	Actual 2009/10	Appr/Mod 2010/11	Projected 2010/11	Approved 2011/12
Personnel Services	\$268,280	269,436	\$264,554	\$276,213
Supplies	5,983	8,764	8,764	15,215
Services	9,354,981	\$1,550,527	896,957	873,480
Reimbursements	(72,162)	(122,124)	(122,124)	(118,903)
Capital Outlay	0	0	0	0
Total Appropriations	\$9,557,082	\$1,706,603	\$1,048,151	\$1,046,005

Personnel Summary

	Actual 2009/10	Appr/Mod 2010/11	Projected 2010/11	Approved 2011/12
Pooled Investments	2	2	2	2
TIF Administrator	1	1	1	1
Full-Time	3	3	3	3
Part-time	0	0	0	0
Total	3	3	3	3

Department: Human Resources

Fund: Risk Management

Agency Expenditures

	Actual 2009/10	Appr/Mod 2010/11	Projected 2010/11	Approved 2011/12
Personnel Services	\$82,362	\$82,563	\$80,868	\$82,660
Supplies	180	3,173	3,173	4,978
Services	2,339,499	2,506,542	2,497,825	2,459,421
Reimbursements	0	0	0	0
Capital Outlay	0	18,327	0	19,000
Total Appropriations	\$2,422,041	\$2,610,605	\$2,581,866	\$2,566,059

Personnel Summary

	Actual 2009/10	Appr/Mod 2010/11	Projected 2010/11	Approved 2011/12
Risk Management	1	1	1	1
Full-Time	1	1	1	1
Part-time	0	0	0	0
Total	1	1	1	1

Agency Expenditures

	Actual 2009/10	Appr/Mod 2010/11	Projected 2010/11	Approved 2011/12
Personnel Services	\$0	\$0	\$0	\$0
Supplies	68	0	0	0
Services	5,300,121	983,470	3,605,569	758,356
Reimbursements	0	0	0	0
Capital Outlay	0	0	0	0
Total Appropriations	\$5,300,189	\$983,470	\$3,605,569	\$758,356

Personnel Summary

	Actual 2009/10	Appr/Mod 2010/11	Projected 2010/11	Approved 2011/12
Senior Center	0	0	0	0
Full-Time	0	0	0	0
Part-Time	0	0	0	0
Total	0	0	0	0

Department: Parks & Recreation

Fund: Baseball Fund

Agency Expenditures

	Actual 2009/10	Appr/Mod 2010/11	Projected 2010/11	Approved 2011/12
Personnel Services	\$0	\$0	\$0	\$0
Supplies	0	0	0	0
Services	2,485,315	2,151,455	3,828,063	2,048,671
Reimbursements	0	0	0	0
Capital Outlay	0	0	0	0
Total Appropriations	\$2,485,315	\$2,151,455	\$3,828,063	\$2,048,671

Personnel Summary

	Actual 2009/10	Appr/Mod 2010/11	Projected 2010/11	Approved 2011/12
Baseball	0	0	0	0
Full-Time	0	0	0	0
Part-Time	0	0	0	0
Total	0	0	0	0

Department: Parks & Recreation

Fund: Baseball Repair & Maintenance Fund

Agency Expenditures

	Actual 2009/10	Appr/Mod 2010/11	Projected 2010/11	Approved 2011/12
Personnel Services	\$0	\$0	\$0	\$0
Supplies	0	0	0	0
Services	0	60,000	60,000	0
Reimbursements	0	0	0	0
Capital Outlay	0	0	0	0
Total Appropriations	\$0	\$60,000	\$60,000	\$0

Personnel Summary

	Actual 2009/10	Appr/Mod 2010/11	Projected 2010/11	Approved 2011/12
Baseball Repair & Maint	0	0	0	0
Full-Time	0	0	0	0
Part-Time	0	0	0	0
Total	0	0	0	0

Department: City Manager

Fund: Capital Lending Reserve Fund

Agency Expenditures

	Actual 2009/10	Appr/Mod 2010/11	Projected 2010/11	Approved 2011/12
Personnel Services	\$0	\$0	\$0	\$0
Supplies	0	0	0	0
Services	3,834,129	323,826	323,826	6,505,633
Reimbursements	0	0	0	0
Capital Outlay	0	0	0	0
Total Appropriations	\$3,834,129	\$323,826	\$323,826	\$6,505,633

Personnel Summary

	Actual 2009/10	Appr/Mod 2010/11	Projected 2010/11	Approved 2011/12
Capital Lending Reserve	0	0	0	0
Full-Time	0	0	0	0
Part-Time	0	0	0	0
Total	0	0	0	0

Agency Expenditures

	Actual 2009/10	Appr/Mod 2010/11	Projected 2010/11	Approved 2011/12
Personnel Services	\$0	\$0	\$0	\$0
Supplies	0	0	0	0
Services	147	0	0	0
Reimbursements	0	0	0	0
Capital Outlay	0	0	0	0
Total Appropriations	\$147	\$0	\$0	\$0

Personnel Summary

	Actual 2009/10	Appr/Mod 2010/11	Projected 2010/11	Approved 2011/12
Perpetual Care	0	0	0	0
Full-Time	0	0	0	0
Part-Time	0	0	0	0
Total	0	0	0	0

Agency Expenditures

	Actual 2009/10	Appr/Mod 2010/11	Projected 2010/11	Approved 2011/12
Personnel Services	\$0	\$0	\$0	\$0
Supplies	0	0	0	0
Services	0	0	0	20,000
Reimbursements	0	0	0	0
Capital Outlay	0	6,000	6,000	0
Total Appropriations	\$0	\$6,000	\$6,000	\$20,000

Personnel Summary

	Actual 2009/10	Appr/Mod 2010/11	Projected 2010/11	Approved 2011/12
Cemetery Replacement	0	0	0	0
Full-Time	0	0	0	0
Part-Time	0	0	0	0
Total	0	0	0	0

Department: Police

Fund: Crime Tax Fund

Agency Expenditures

	Actual 2009/10	Appr/Mod 2010/11	Projected 2010/11	Approved 2011/12
Personnel Services	\$0	\$0	\$0	\$0
Supplies	0	0	0	0
Services	8,024,270	3,755,277	7,189,335	3,118,399
Reimbursements	0	0	0	0
Capital Outlay	0	0	0	0
Total Appropriations	\$8,024,270	\$3,755,277	\$7,189,335	\$3,118,399

Personnel Summary

	Actual 2009/10	Appr/Mod 2010/11	Projected 2010/11	Approved 2011/12
Crime Tax	0	0	0	0
Full-Time	0	0	0	0
Part-time	0	0	0	0
Total	0	0	0	0

Department: Finance

Fund: Debt Service

Agency Expenditures

	Actual 2009/10	Appr/Mod 2010/11	Projected 2010/11	Approved 2011/12
Personnel Services	\$0	\$0	\$0	\$0
Supplies	0	0	0	0
Services	16,176,051	16,547,466	16,523,804	16,305,155
Reimbursements	0	0	0	0
Capital Outlay	0	0	0	0
Total Appropriations	\$16,176,051	\$16,547,466	\$16,523,804	\$16,305,155

Personnel Summary

	Actual 2009/10	Appr/Mod 2010/11	Projected 2010/11	Approved 2011/12
GO Debt Service	0	0	0	0
Full-Time	0	0	0	0
Part-time	0	0	0	0
Total	0	0	0	0

Department: Various

Fund: Equipment Acquisition

Agency Expenditures

	Actual 2009/10	Appr/Mod 2010/11	Projected 2010/11	Approved 2011/12
Personnel Services	\$0	\$0	\$0	\$0
Supplies	0	10,000	10,000	0
Services	0	0	0	0
Reimbursements	0	0	0	0
Capital Outlay	182,013	21,589	21,589	0
Total Appropriations	\$182,013	\$31,589	\$31,589	\$0

Personnel Summary

	Actual 2009/10	Appr/Mod 2010/11	Projected 2010/11	Approved 2011/12
Equipment Acquisition	0	0	0	0
Full-Time	0	0	0	0
Part-time	0	0	0	0
Total	0	0	0	0

Department: Marketing

Fund: Hotel/Motel Building

Agency Expenditures

	Actual 2009/10	Appr/Mod 2010/11	Projected 2010/11	Approved 2011/12
Personnel Services	\$0	\$0	\$0	\$0
Supplies	0	0	0	0
Services	91,492	20,000	20,000	0
Reimbursements	0	0	0	0
Capital Outlay	0	14,261	14,261	125,000
Total Appropriations	\$91,492	\$34,261	\$34,261	\$125,000

Personnel Summary

	Actual 2009/10	Appr/Mod 2010/11	Projected 2010/11	Approved 2011/12
Hotel Motel Building	0	0	0	0
Full-Time	0	0	0	0
Part-time	0	0	0	0
Total	0	0	0	0

Agency Expenditures

	Actual 2009/10	Appr/Mod 2010/11	Projected 2010/11	Approved 2011/12
Personnel Services	\$0	\$0	\$0	\$0
Supplies	50,981	1,119	2,865	6,600
Services	371,486	295,188	312,448	0
Reimbursements	0	0	0	0
Capital Outlay	263,483	288,934	269,928	1,213,917
Total Appropriations	\$685,950	\$585,241	\$585,241	\$1,220,517

Personnel Summary

	Actual 2009/10	Appr/Mod 2010/11	Projected 2010/11	Approved 2011/12
Information Technology	0	0	0	0
Full-Time	0	0	0	0
Part-time	0	0	0	0
Total	0	0	0	0

Department: Municipal Court

Fund: Juvenile Case Manager

Agency Expenditures

	Actual 2009/10	Appr/Mod 2010/11	Projected 2010/11	Approved 2011/12
Personnel Services	\$121,410	\$123,708	\$120,321	\$117,736
Supplies	425	500	500	3,704
Services	3,677	24,306	4,306	22,312
Reimbursements	0	0	0	0
Capital Outlay	0	0	0	0
Total Appropriations	\$125,512	\$148,514	\$125,127	\$143,752

Personnel Summary

	Actual 2009/10	Appr/Mod 2010/11	Projected 2010/11	Approved 2011/12
Juvenile Case Manager	2	2	2	2
Full-Time	2	2	2	2
Part-time	0	0	0	0
Total	2	2	2	2

Department: Municipal Court

Fund: Building Security

Agency Expenditures

	Actual 2009/10	Appr/Mod 2010/11	Projected 2010/11	Approved 2011/12
Personnel Services	\$81,254	\$82,165	\$80,470	\$76,247
Supplies	0	0	0	1,805
Services	13,469	9,027	6,327	6,323
Reimbursements	0	0	0	0
Capital Outlay	0	0	0	0
Total Appropriations	\$94,723	\$91,192	\$86,797	\$84,375

Personnel Summary

	Actual 2009/10	Appr/Mod 2010/11	Projected 2010/11	Approved 2011/12
MC Building Security	1	1	1	1
Full-Time	1	1	1	1
Part-time	0	0	0	0
Total	1	1	1	1

Department: Municipal Court

Fund: Judicial Efficiency

Agency Expenditures

	Actual 2009/10	Appr/Mod 2010/11	Projected 2010/11	Approved 2011/12
Personnel Services	\$3,598	\$3,994	\$3,994	\$0
Supplies	0	0	0	0
Services	10,885	12,000	12,000	15,994
Reimbursements	0	0	0	0
Capital Outlay	0	0	0	0
Total Appropriations	\$14,483	\$15,994	\$15,994	\$15,994

Personnel Summary

	Actual 2009/10	Appr/Mod 2010/11	Projected 2010/11	Approved 2011/12
MC Judicial Efficiency	0	0	0	0
Full-Time	0	0	0	0
Part-time	0	0	0	0
Total	0	0	0	0

Department: Municipal Court

Fund: Technology

Agency Expenditures

	Actual 2009/10	Appr/Mod 2010/11	Projected 2010/11	Approved 2011/12
Personnel Services	\$0	\$0	\$0	\$0
Supplies	0	30,960	30,960	0
Services	71,709	74,608	74,608	77,682
Reimbursements	0	0	0	0
Capital Outlay	72,833	85,679	62,000	50,000
Total Appropriations	\$144,542	\$191,247	\$167,568	\$127,682

Personnel Summary

	Actual 2009/10	Appr/Mod 2010/11	Projected 2010/11	Approved 2011/12
MC Technology	0	0	0	0
Full-Time	0	0	0	0
Part-time	0	0	0	0
Total	0	0	0	0

Department: Parks and Recreation

Fund: RJC Repair and Reserve Fund

Agency Expenditures

	Actual 2009/10	Appr/Mod 2010/11	Projected 2010/11	Approved 2011/12
Personnel Services	\$0	\$0	\$0	\$0
Supplies	0	45,000	45,000	0
Services	0	0	0	0
Reimbursements	0	0	0	0
Capital Outlay	119,665	62,749	62,749	0
Total Appropriations	\$119,665	\$107,749	\$107,749	\$0

Personnel Summary

	Actual 2009/10	Appr/Mod 2010/11	Projected 2010/11	Approved 2011/12
RJC Replacement	0	0	0	0
Full-Time	0	0	0	0
Part-time	0	0	0	0
Total	0	0	0	0

Department: Environmental Services

Fund: Solid Waste Closure Liability

Agency Expenditures

	Actual 2009/10	Appr/Mod 2010/11	Projected 2010/11	Approved 2011/12
Personnel Services	\$0	\$0	\$0	\$0
Supplies	0	0	0	0
Services	0	0	0	0
Reimbursements	0	0	0	0
Capital	0	0	0	0
Total Appropriations	\$0	\$0	\$0	\$0

Personnel Summary

	Actual 2009/10	Appr/Mod 2010/11	Projected 2010/11	Approved 2011/12
SW Closure Liability	0	0	0	0
Full-Time	0	0	0	0
Part-time	0	0	0	0
Total	0	0	0	0

Department: Environmental Services

Fund: Solid Waste Equipment Acquisition

Agency Expenditures

	Actual 2009/10	Appr/Mod 2010/11	Projected 2010/11	Approved 2011/12
Personnel Services	\$0	\$0	\$0	\$0
Supplies	0	0	0	0
Services	0	0	0	0
Reimbursements	0	0	0	0
Capital Outlay	560,848	570,000	570,000	424,000
Total Appropriations	\$560,848	\$570,000	\$570,000	\$424,000

Personnel Summary

	Actual 2009/10	Appr/Mod 2010/11	Projected 2010/11	Approved 2011/12
SW Equipment Acq	0	0	0	0
Full-Time	0	0	0	0
Part-time	0	0	0	0
Total	0	0	0	0

Department: Environmental Services

Fund: Solid Waste Landfill Replacement

Agency Expenditures

	Actual 2009/10	Appr/Mod 2010/11	Projected 2010/11	Approved 2011/12
Personnel Services	\$0	\$0	\$0	\$0
Supplies	0	0	0	0
Services	0	0	0	0
Reimbursements	0	0	0	0
Capital	0	0	0	0
Total Appropriations	\$0	\$0	\$0	\$0

Personnel Summary

	Actual 2009/10	Appr/Mod 2010/11	Projected 2010/11	Approved 2011/12
SW Landfill Replacement	0	0	0	0
Full-Time	0	0	0	0
Part-time	0	0	0	0
Total	0	0	0	0

Department: Environmental Services

Fund: Solid Waste Liner Reserve

Agency Expenditures

	Actual 2009/10	Appr/Mod 2010/11	Projected 2010/11	Approved 2011/12
Personnel Services	\$0	\$0	\$0	\$0
Supplies	0	0	0	0
Services	0	0	0	0
Reimbursements	0	0	0	0
Capital Outlay	0	100,000	100,000	1,400,000
Total Appropriations	\$0	\$100,000	\$100,000	\$1,400,000

Personnel Summary

	Actual 2009/10	Appr/Mod 2010/11	Projected 2010/11	Approved 2011/12
SW Liner Reserve	0	0	0	0
Full-Time	0	0	0	0
Part-time	0	0	0	0
Total	0	0	0	0

Department: Water Utilities

Fund: Water/Wastewater Debt Service

Agency Expenditures

	Actual 2009/10	Appr/Mod 2010/11	Projected 2010/11	Approved 2011/12
Personnel Services	\$0	\$0	\$0	\$0
Supplies	0	0	0	0
Services	6,641,413	6,650,858	6,661,069	6,725,843
Reimbursements	0	0	0	0
Capital Outlay	0	0	0	0
Total Appropriations	\$6,641,413	\$6,650,858	\$6,661,069	\$6,725,843

Personnel Summary

	Actual 2009/10	Appr/Mod 2010/11	Projected 2010/11	Approved 2011/12
WWW Debt Service	0	0	0	0
Full-Time	0	0	0	0
Part-time	0	0	0	0
Total	0	0	0	0



**CITY OF GRAND PRAIRIE
2011/2012 APPROVED CAPITAL PROJECTS
EXECUTIVE SUMMARY**

2011/2012 PROPOSED PROJECTS BUDGET

The 2011/2012 Approved Capital Improvement Projects Budget includes \$35,393,730 in appropriation requests. This includes \$10,591,102 in Water and Wastewater requests, \$7,602,234 in Street and Signal Projects, \$1,274,000 Park Projects, and \$5,833,500 in Storm Drainage Projects. All planned debt issued in 2012 are within the legal limits and are within the tax debt capacity of I & S portion of the tax rate. Improvements by funds are outlined below.

Capital Projects by Fund

Airport Fund

- \$1,800,000 funding for Hanger Facility Engineering and Construction
- \$1,175,000 funding for Perimeter Fence
- \$265,747 funding for various Airport equipment
- \$100,000 funding for the RAMP Projects Grant 50/50 Split with TxDOT
- \$76,850 funding for Terminal Restaurant Equipment
- \$75,000 funding for Security System for New Terminal

TOTAL APPROPRIATIONS = \$3,492,597

Capital Reserve Fund

- \$1,000,000 funding for Phase II of Main Street Façade Program
- \$407,000 funding for various Street Operations
- \$303,300 for various department miscellaneous request

TOTAL APPROPRIATIONS = \$1,710,300

Fire Fund

- \$800,000 funding for Land Acquisition and Design for Relocating Station #1
- \$566,950 Engine Replacement #E9
- \$480,250 funding for various small Fire Equipment
- \$159,960 funding for an Ambulance Replacement #77
- \$75,000 funding for a study for a future New Drill Field
- \$23,769 cost of issuance

TOTAL APPROPRIATIONS = \$2,105,929

Golf Fund

- \$200,000 for Tangle Ridge Cart Path Repairs
- \$50,000 funding for miscellaneous repairs at Tangle Ridge and Prairie Lakes

TOTAL APPROPRIATIONS = \$250,000

Lake Park Fund

- \$250,000 for funding Lynn Enhancements
- \$100,000 funding for miscellaneous Lake Park Projects
- \$100,000 for Loyd Re-Roofing Phase II
- \$350,000 for Loyd Home Camp Store
- \$100,000 funding for Loyd Beach Improvements (Shade Shelters and Sand)

TOTAL APPROPRIATIONS = \$900,000

Municipal Facility Fund

- \$200,000 funding for roof and HVAC replacement
- \$200,000 funding for Building Infrastructure
- \$100,000 for Fire Station #8 Repairs
- \$50,000 to paint and repairs to the Municipal Court Building
- \$20,000 for the design for the new Vet Clinic
- \$8,068 cost of issuance

TOTAL APPROPRIATIONS = \$578,068

Park Fund

- \$650,000 for Soccer Lights at Mountain Creel Complex
- \$239,000 for Golf Equipment and Infrastructure Improvements
- \$150,000 for Park Infrastructure
- \$150,000 for Electronic Signage
- \$55,000 for Equipment Replacement at Bowles Life Center
- \$30,000 for a Park's Master Plan Update

TOTAL APPROPRIATIONS = \$1,274,000

Police Fund

- \$300,000 for Phase I of Software Replacement
- \$6,000 cost of issuance

TOTAL APPROPRIATIONS = \$306,000

Storm Drainage Fund

- \$985,500 for City Wide Drainage Master Plan Studies – Phase III
- \$950,000 for Miscellaneous Public Erosion Repairs
- \$850,000 for Cedar Creek Drainage Improvements at Robinson & Prairie
- \$800,000 for Freetown from Robinson to Carrier Phase I
- \$585,000 for Arbor Creek Drainage Improvements at Tarrant Road
- \$543,000 for Pioneer and Great Southwest Parkway at Cottonwood Creek
- \$500,000 for Beltline Road Area at Cottonwood Creek
- \$400,000 for Miscellaneous Storm Drain Outfall Rehabilitations
- \$150,000 for Miscellaneous Drainage Projects (Beltline Rd at Plattner Creek)
- \$50,000 for Annual Study for Outfall Rehabs
- \$20,000 for Miscellaneous Engineering Projects

TOTAL APPROPRIATIONS = \$5,833,500

Streets/Signal Fund

- \$2,607,390 for Palace Connection to IH-30 Off Ramp
- \$1,600,000 for Freetown Road – From Robinson to Carrier Phase I
- \$600,000 for Forum Drive Paving and Streetscape Improvements from Waterwood to GSW
- \$535,000 for Arbor Creek Improvements at Tarrant Road
- \$403,000 for Roy Orr Bridge Embankment and Guard Rail Improvements at Trinity River
- \$375,000 for High Accident Location Improvements
- \$344,078 for GSW Industrial District
- \$300,000 for Hunter Ferrell Aesthetics
- \$154,926 for School Sidewalks
- \$150,000 for Waterwood from dead end to Arkansas
- \$150,000 for Residential Sidewalks new and repair
- \$85,000 for Miscellaneous Engineering Projects
- \$50,000 for Concrete Channel Repairs
- \$50,000 for Guard Rails

Streets/Signal Fund Continued

- \$30,000 for Survey Work
- \$25,000 for School Flashers
- \$24,000 for Speed Hump Installation
- \$118,840 for cost of issuance

TOTAL APPROPRIATIONS = \$7,602,234

Solid Waste Fund

- \$700,000 for Adjacent Property Acquisition
- \$200,000 for Gas Phase VI
- \$60,000 for Landfill Road Repair
- \$50,000 for Permit Modification
- \$40,000 for Camera Upgrades

TOTAL APPROPRIATIONS = \$1,050,000

Water Fund

- \$2,250,000 for Arlington Water Supply Connection
- \$1,950,000 for North Dallas Water Supply Line
- \$1,250,000 for Water Tank Rehab
- \$1,000,000 for Water Main Replacement
- \$430,000 for Mansfield 6 MGD Pump Station \$ Water Line US 287 & SH 360
- \$430,000 for Midlothian Supply to South ETJ
- \$250,000 for 24" Transfer Valve N. IH-30 17N
- \$170,000 for Building Infrastructure
- \$115,000 for Arbor Creek Water Improvements at Tarrant Road
- \$50,000 for Camp Wisdom Flow Vault Upgrade Actuator to 3 Phase
- \$50,000 for Duncan Perry Flow Actuators
- \$40,000 for Chloramines Booster System at Peninsula Tank
- \$20,000 for miscellaneous engineering projects
- \$71,102 for cost of issuance

TOTAL APPROPRIATIONS = \$8,076,102

Wastewater Fund

- \$890,000 for Wastewater Cedar Creek Crossing Protection
- \$500,000 for Wastewater Main Replacement
- \$500,000 for Infiltration/Inflow
- \$500,000 for WWMP Priority Overflow Projects
- \$50,000 for Arbor Creek Wastewater Improvements at Tarrant Road
- \$50,000 for Manhole Flow Level Monitors
- \$25,000 for miscellaneous engineering projects

TOTAL APPROPRIATIONS = \$2,515,000

CAPITAL IMPROVEMENTS PLAN

The Capital Improvements Plan includes project estimates through the year 2016 and beyond. These projects are to be funded using a combination of GO bonds, Certificates of Obligations, Revenue bonds and various cash sources. Staff has made every effort to maintain a spending plan that allows us to fund projects while keeping our debt at a minimum. This is achieved by using available excess resources in the operating funds for these Capital Projects.

CAPITAL IMPROVEMENTS PLAN IMPACT ON OPERATING BUDGETS

The impact of capital improvements on the operating budget are outlined when those costs are identifiable and become part of the budget process. Projects that involve new facilities or additions to the equipment fleet receive additional appropriations only after consideration is given to the timing of a new facility or upon arrival of new equipment. Each situation is unique. The majority of street, storm drainage, water and wastewater projects do include funding to provide an initial cost for landscaping but do not include mowing or utility funding. Again, during the budget process, increased funding is determined on how a department is managing current funds, and usually after a full year or two that a project has been on-line the department can receive additional funding.

PROPERTY TAX RATE IMPLICATIONS

The property tax is comprised of two portions, the **debt service** and the **maintenance and operations** portion. The debt service portion of the tax rate is used to retire the bonds issued to build the various projects throughout the city that require major capital outlay. The maintenance and operation portion of the tax rate is used to fund the City's operation services. These operating services include public safety, development, administration, and leisure services.

The 2012 proposed Capital Projects Budget and five-year Capital Improvement Plan allows for growth in the maintenance and operation portion of the tax rate, while still completing the voter approved capital projects.

CAPITAL PROJECT BUDGET POLICIES

The City's Capital Projects Budget considers the City's needs, financing capabilities, tax rate limitations and operating budget impacts, and a capital budget considers the approved projects' economic development impacts. The following capital budget policies are included in the City Council approved Financial Management Polices (Oct. 1996) and/or Debt Management Polices (Oct. 1996). The notation in parenthesis indicates where the policy can be found in the Financial Management Policies.

1. Long term debt issued for capital projects will not exceed the projects useful life. (V.E.)

**CITY OF GRAND PRAIRIE
CAPITAL PROJECTS BUDGET AND CAPITAL PROJECTS PLAN
PROPOSED MUNICIPAL AIRPORT PROJECTS**

PROJECT DESCRIPTION	PRIOR	APPROVED		2013	2014	2015	2016 and beyond	CIP TOTAL
	2011	2012	2013					
Hanger Facility - Construction		1,500,000						1,500,000
Perimeter Fence		1,175,000						1,175,000
Hanger Facility - Engineering		300,000						300,000
RAMP Projects Grant 50/50 Split with TxDOT	100,000	100,000		100,000	100,000		100,000	600,000
Terminal Restaurant		76,850						76,850
Security System for New Terminal		75,000						75,000
Equipment for New Air Traffic Control Tower		75,000						75,000
John Deere Tractor		66,747						66,747
Audio/Video Equipment for New Terminal		50,000						50,000
Landscaping for Terminal Area		50,000						50,000
Batwing Mower		24,000						24,000
Construct Three Rows of T-Hangers				2,000,000				2,000,000
Replace Runway Lighting (with LED in Conduit)				700,000				700,000
Construct Corporate/Commercial Hangers						8,000,000		12,000,000
Construct Taxi Lanes						1,000,000		2,000,000
Total Requests	\$100,000	\$3,492,597	\$2,800,000	\$100,000	\$100,000	\$9,100,000	\$5,100,000	\$20,692,597
RESOURCES								
Cash Balance as of 07.11.11	0	1,619,861	760,564	740,564	2,790,564	0	0	5,911,553
Funding to be determined	0	0	0	0	0	3,259,436	2,050,000	5,309,436
Gas Revenue Estimate (Bob O'Neal) remaining FY 11	0	333,300	0	0	0	0	0	333,300
Gas Revenue Estimate (Bob O'Neal) remaining FY 12	0	1,800,000	0	0	0	0	0	1,800,000
Gas Revenue Estimate (Bob O'Neal) remaining FY 13-16	0	0	1,800,000	1,800,000	1,800,000	1,800,000	1,800,000	7,200,000
TxDOT Aviation Division/FAA Grant - Fence	0	150,000	0	0	0	0	0	150,000
TxDOT Aviation Division/FAA Grant - Runway Lighting	0	0	630,000	0	0	0	0	630,000
TxDOT Aviation Division/FAA Grant - Taxi Lanes	0	0	0	0	0	900,000	900,000	1,800,000
Transfer from Airport Operating Fund	50,000	300,000	300,000	300,000	300,000	300,000	300,000	1,550,000
TxDOT Aviation Division/FAA Grant	50,000	50,000	50,000	50,000	50,000	50,000	50,000	300,000
GRAND TOTAL RESOURCES	\$100,000	\$4,253,161	\$3,540,564	\$2,890,564	\$9,100,000	\$5,100,000	\$5,100,000	\$24,984,289
Ending Fund Balance (Over)/Short	0	(760,564)	(740,564)	(2,790,564)	0	0	0	0

**CITY OF GRAND PRAIRIE
CAPITAL PROJECTS BUDGET
PROPOSED CAPITAL RESERVE PROJECTS**

DEPT.	PROJECT	APPROVED 2012
	One-Time Capital Items	
Fire	2 Mobile, 6 Handheld, 30 Batteries replaced	29,600
Fire	Voice Amplifier Communication System (12 x \$1,200) 1ea fire apparatus	14,400
Fire	SCBA Masks (179 x \$215ea) 24 already replaced (60 Replaced in FY 12, FY 13 and 59 in FY 14)	12,900
Fire	Headsets 4 positions 12 fire apparatus (48 x \$350) (24 Replaced in FY 12 and FY 13)	8,400
	Total Fire	65,300
City Secretary	May 2012 Election	50,000
	Total Keep GP Beautiful	50,000
Streets	Paving of Parking Lots (CVE)	330,000
Streets	Replace Two Message Boards (Solar Tech VMS)	45,000
Streets	Replace Two Sanders	32,000
	Total Streets	407,000
Aquatics	Ultraviolet (UV) Sanitation System for the Splash Factory	18,000
	Total PVEN	18,000
Transportation	3 Message Boards and Cameras	110,000
Transportation	City portion of the design renovation for the Transit Office	12,000
	Total Transportation	122,000
Economic Dev	Phase II Of Main Street Façade Program	1,000,000
	Total Economic Development	1,000,000
Bldg Services	Power wash City Hall	28,000
Keep GP	Mural Maintenance - Clear coat and touch up	28,000
	Total Keep GP Beautiful	20,000
	Total Requests	\$1,710,300
RESOURCES		
	Cash Balance as of 07.11.11	\$2,971,043
	Transfer to MFAC Fund	(20,000)
	Transfer to FIRE Fund	(768,203)
	Transfer from General Fund	2,500,000
	Transfer from Capital Lending Reserve Fund	1,000,000
	GRAND TOTAL RESOURCES	\$5,682,840
	Ending Fund Balance (Over)/Short	(3,972,540)

**CITY OF GRAND PRAIRIE
CAPITAL PROJECTS BUDGET AND CAPITAL PROJECTS PLAN
PROPOSED FIRE PROJECTS**

PROJECT DESCRIPTION	PRIOR 2011	APPROVED 2012	2013	2014	2015	2016 and beyond	CIP TOTAL	Operating Impact
<u>FIRE STATIONS</u>								
Explore New Drill Field - Study		75,000				1,000,000	1,075,000	
Station 10 Construction	400,000					4,457,152	4,857,152	1,135,410
Land for Station 11						400,000	400,000	
Station 11 Construction						5,000,000	5,000,000	990,000
Relocation of Station 1		800,000		4,000,000			4,800,000	
<u>FIRE EQUIPMENT (SMALL)</u>								
Defibrillators (21 x \$32,253) 8 MICU, 3 Trucks, 9 Engines, 1 Spare		258,025	225,775	193,520			677,320	
Laptops (26 x \$4,120) 8 MICU, 2 Trucks, 9 Engines, 4 PREV, 3 Admn		107,225					107,225	
Thermal Image Cameras (8 x \$12,000)		60,000	36,000				96,000	
Opticom System	55,000	55,000	55,000	55,000	55,000	55,000	330,000	
Airpaks (56 x \$4,493) 1ea fire apparatus position, 8 spares			251,610				251,610	
Holmatro (12 fire apparatus x \$28,750 includes inflation 3%per yr)						345,000	345,000	
<u>FIRE EQUIPMENT (LARGE)</u>								
Engine Replacement #E9 and #E2 (Added TIC \$12,000ea, EPA cost)		566,950	566,950				1,133,900	
Ambulance Replacement #77 and #91 (Added \$12,412 stretchers ea MICU)		159,960	159,960				319,920	
Engine Replacement #E4 (Added TIC \$12,000, EPA cost)				598,750			598,750	
Engine Replacement #E8					327,800		327,800	
Future Equipment						2,898,400	2,898,400	
Cost of Issuance	1,100	23,769	25,906	96,945	7,656	229,595	384,972	
Total Requests	\$456,100	\$2,105,929	\$1,321,201	\$4,944,215	\$390,456	\$14,385,147	\$23,603,049	\$2,125,410
RESOURCES								
CO's Bond Sale		1,188,458	1,295,295	4,847,270	382,800	11,479,760	19,248,583	
Cost of Issuance - Fire	1,100	23,769	25,906	96,945	7,656	229,595	384,972	
Transfer in from Capital Reserve Fund	0	768,203	0	0	0	0	768,203	
TIFF Reimbursement's	400,000	0	0	0	0	0	400,000	
Surplus One-Time TIFF Reimbursement for Station 10	2,675,792	2,675,792	2,675,792	2,675,792	2,675,792	2,675,792	16,054,752	
Cash Balance as of 07.11.11	0	125,499	0	0	0	0	125,499	
GRAND TOTAL RESOURCES	\$3,131,892	\$4,781,721	\$3,996,993	\$7,620,007	\$3,066,248	\$14,385,147	\$36,982,009	
Ending Fund Balance (Over)/Short	(2,675,792)	(2,675,792)	(2,675,792)	(2,675,792)	(2,675,792)	0	0	

**CITY OF GRAND PRAIRIE
CAPITAL PROJECTS BUDGET AND CAPITAL PROJECTS PLAN
PROPOSED GOLF PROJECTS**

PROJECT DESCRIPTION	PRIOR 2011	APPROVED 2012	2013	2014	2015	2016 and beyond	CIP TOTAL
Tangle Ridge Cart Path Repairs		200,000					200,000
Prairie Lakes Misc. Repairs		25,000				0	25,000
Tangle Ridge Misc. Repairs		25,000				0	25,000
Cost of Issuance	0	0	0	0	0	0	0
Total Requests	\$0	\$250,000	\$0	\$0	\$0	\$0	\$250,000
RESOURCES							
CO's	0	0	0	0	0	0	0
Transfer in from Golf Operating Fund	0	250,000	0	0	0	0	250,000
Cash Balance as of 07.11.11	0	9,532	0	0	0	0	9,532
Cost of Issuance	0	0	0	0	0	0	0
GRAND TOTAL RESOURCES	\$0	\$259,532	\$0	\$0	\$0	\$0	\$259,532
Ending Fund Balance (Over)/Short	0	(9,532)	0	0	0	0	0

**CITY OF GRAND PRAIRIE
CAPITAL PROJECTS BUDGET AND CAPITAL PROJECTS PLAN
PROPOSED LAKE PARK PROJECTS**

PROJECT DESCRIPTION	PRIOR 2011	APPROVED 2012	2013	2014	2015	2016 and beyond	CIP TOTAL
Loyd Camp Store		350,000					350,000
Lynn Enhancements		250,000					250,000
Miscellaneous Lake Park Projects	150,000		150,000	150,000	150,000	150,000	850,000
Loyd Re-Roofing Phase II		100,000					100,000
Loyd Beach Improvements (Shade shelters/Sand)		100,000					100,000
Loyd Re-Roofing Phase III		100,000					100,000
Loyd Re-Roofing Phase IV				100,000			100,000
Loyd Re-Roofing Phase V					100,000		100,000
Lodge and Rec Development at West Lynn Creek						2,500,000	2,500,000
Loyd Park has over 250 Structures to include picnic sites, pavilions, restrooms, showers, etc.							
Each structure currently has shake roof material which is over 20 years old.							
The staff is proposing a phased roof rehab project for these structures as follows:							
Each phase to consist of approximately \$100,000 to replace approx 40 - 60 structures / year.							
Material to be metal - if not cost prohibitive							
Labor to be in house							
Estimated per structure cost could range from \$3,000 for large pavilions to just under \$1,000 for small picnic area structures.							
Total Requests	\$150,000	\$900,000	\$250,000	\$250,000	\$250,000	\$2,650,000	\$4,450,000
RESOURCES							
Revenue Bond Sale	0	0	0	0	0	0	0
Funding to be determined	0	0	0	0	250,000	1,221,272	1,471,272
Pay Off Debt Service	0	(2,061,266)	0	0	0	0	(2,061,266)
Transfer from Lake Operating Fund	150,000	235,000	250,000	250,000	250,000	250,000	1,385,000
Cash Balance as of 07.11.11	0	3,654,994	928,728	928,728	928,728	1,178,728	1,178,728
GRAND TOTAL RESOURCES	\$150,000	\$1,828,728	\$1,178,728	\$1,178,728	\$1,428,728	\$2,650,000	\$1,973,734
Ending Fund Balance (Over)/Short	0	(928,728)	(928,728)	(928,728)	(1,178,728)	0	0

**CITY OF GRAND PRAIRIE
CAPITAL PROJECTS BUDGET AND CAPITAL PROJECTS PLAN
PROPOSED LIBRARY PROJECTS**

PROJECT DESCRIPTION	PRIOR	APPROVED	2013	2014	2015	2016 and beyond	CIP TOTAL
	2011	2012					
Main Library Design Phase III						100,000	100,000
Main Library Renovation Phase III						1,500,000	1,500,000
Improve Lighting at Main Library						200,000	200,000
Convert Library collection to RFID						500,000	500,000
Build Branch Library in Lake Area						5,000,000	5,000,000
Expand Bowles Library						750,000	750,000
Cost of Issuance	0	0	0	0	0	161,000	161,000
Total Requests	\$0	\$0	\$0	\$0	\$0	\$8,211,000	\$8,211,000
RESOURCES							
Cash Balance as of 07.11.11	0	18,773	0	0	0	0	18,773
CO's Bond Sale - LIBR	0	0	0	0	0	8,050,000	8,050,000
Cost of Issuance	0	0	0	0	0	161,000	161,000
GRAND TOTAL RESOURCES	\$0	\$18,773	\$0	\$0	\$0	\$8,211,000	\$8,229,773

Ending Fund Balance (Over)/Short

0 (18,773) 0 0 0 0 0

**CITY OF GRAND PRAIRIE
CAPITAL PROJECTS BUDGET AND CAPITAL PROJECTS PLAN
PROPOSED MUNICIPAL FACILITY PROJECTS**

PROJECT DESCRIPTION	PRIOR 2011	APPROVED 2012	2013	2014	2015	2016 and beyond	CIP TOTAL
<u>BUILDING INFRASTRUCTURE</u>							
Roof and HVAC Replacement Program	800,000	200,000	200,000	100,000	100,000	200,000	1,600,000
Building Infrastructure	1,118,300	200,000	200,000	100,000	100,000	200,000	1,918,300
<u>FIRE STATION RENOVATIONS</u>							
Building Infrastructure of Fire Stations (#8)		100,000	195,000				100,000
Floor/Paint/Renovate CVE							195,000
<u>CITY HALL CAMPUS</u>							
Paint/Renovate Municipal Court		50,000	85,000				50,000
City Hall Irrigation Replacement			50,000				85,000
City Hall Sidewalk Repairs						1,200,000	50,000
Boze Building							1,200,000
<u>OFF CAMPUS BUILDINGS</u>							
Vet Clinic Design		20,000					20,000
Paint/Renovate Branch Library						25,000	25,000
Service Center Sign Shop Relab						65,000	65,000
General Service Center						1,256,250	1,256,250
Animal Shelter Expansion						1,000,000	1,000,000
New Park Maintenance Shop						425,000	425,000
Convert Park Shop to Fac/Ath Maintenance						275,000	275,000
Bowles Home/Farm Complex	118,800					250,000	368,800
<u>MISCELLANEOUS</u>							
Entryways	300,000			4,000			300,000
Cost of Issuance	22,000	8,068	14,600	4,000	4,000	103,925	156,593
Total Requests	\$2,359,100	\$578,068	\$744,600	\$204,000	\$204,000	\$5,300,175	\$9,389,943
RESOURCES							
Insurance Reimbursement	118,800	0	0	0	0	0	118,800
Cash Balance as of 07.11.11	0	146,604	0	0	0	0	146,604
Transfer from Capital Reserve	1,118,300	20,000	0	0	0	0	1,138,300
CO's Bond Sale - MFAC	1,100,000	403,396	730,000	200,000	200,000	5,196,250	7,829,646
Cost of Issuance	22,000	8,068	14,600	4,000	4,000	103,925	156,593
GRAND TOTAL RESOURCES	\$2,359,100	\$578,068	\$744,600	\$204,000	\$204,000	\$5,300,175	\$9,389,943
Ending Fund Balance (Over)/Short	0	0	0	0	0	0	0

**CITY OF GRAND PRAIRIE
CAPITAL PROJECTS BUDGET AND CAPITAL PROJECTS PLAN
PROPOSED PARKS PROJECTS**

PROJECT DESCRIPTION	PRIOR 2011	APPROVED 2012	2013	2014	2015	2016 and beyond	CIP TOTAL
Soccer Lights at Mountain Creek Complex		650,000					650,000
Park Infrastructure Improvements	1,000,000	150,000	150,000	150,000	150,000	150,000	1,750,000
Electronic Signage		150,000					450,000
Bowles Fitness Equipment		55,000	55,000				165,000
Golf Infrastructure Improvements		50,000	50,000				250,000
Parks and Recs Master Plan Update Tangle Ridge		30,000			50,000		30,000
Fairway Mower (includes trim, tee and walk mowers) Pickup	68,000	40,000	42,000			75,000	225,000
Greens Roller		25,000					25,000
Truckster		15,000					15,000
Sand Pro	26,000		28,000	28,000			82,000
Greens Mower				27,000			27,000
Greens Sprayer				43,000			43,000
Aerifier					43,000		43,000
Prairie Lakes						40,000	40,000
Fairway Mower (includes trim, tee and walk mowers)		70,000	60,000	60,000	83,000		273,000
Trim Mower		39,000					39,000
Greens Mower			40,000				40,000

**CITY OF GRAND PRAIRIE
CAPITAL PROJECTS BUDGET AND CAPITAL PROJECTS PLAN
PROPOSED PARKS PROJECTS**

PROJECT DESCRIPTION	PRIOR 2011	APPROVED 2012	2013	2014	2015	2016 and beyond	CIP TOTAL
FUTURE PROJECTS							
Dalworth Expansion/Renovation (A/E deleted in 2009)	250,000		1,250,000	1,250,000			2,750,000
Summit Fitness Equipment			55,000	55,000	55,000		165,000
Bowles Parking Lot				125,000			125,000
Rec Center at Central Park						35,000,000	35,000,000
Aqua Venture Water Park at Central Park						15,000,000	15,000,000
Trail System Improvements (Fish Creek to Central Park to Lake, Lone Star Extension)						15,000,000	15,000,000
South Sector Sports Center (baseball, soccer, softball) at Camp Wisdom Site (Corp Property)						12,000,000	12,000,000
Amphitheater at Central Park						8,000,000	8,000,000
Environmental Educational Facility/Botanical Gardens at Central Park						5,000,000	5,000,000
Worlds Largest Playground at Central Park						4,000,000	4,000,000
Central Park Trails						4,000,000	4,000,000
Fredrick Law Olmstead Trail at Central Park						2,000,000	2,000,000
Playground Replacement Across City						2,000,000	2,000,000
Total Requests	\$1,344,000	\$1,274,000	\$1,880,000	\$1,993,000	\$381,000	\$102,315,000	\$109,187,000
RESOURCES							
Cash Balance as of 07.11.11	344,000	1,649,437	1,175,437	95,437	0	419,000	3,683,311
Funding to be determined	0	0	0	1,097,563	0	101,296,000	102,393,563
Transfer from Operating Fund - PVEN	1,000,000	800,000	800,000	800,000	800,000	600,000	4,800,000
GRAND TOTAL RESOURCES	\$1,344,000	\$2,449,437	\$1,975,437	\$1,993,000	\$800,000	\$102,315,000	\$110,876,874
Ending Fund Balance (Over)/Short	0	(1,175,437)	(95,437)	0	(419,000)	0	0

**CITY OF GRAND PRAIRIE
CAPITAL PROJECTS BUDGET AND CAPITAL PROJECTS PLAN
PROPOSED POLICE PROJECTS**

PROJECT DESCRIPTION	PRIOR 2011	APPROVED 2012	2013	2014	2015	2016 and beyond	CIP TOTAL
Software Replacement		300,000	2,000,000	0	0	0	2,300,000
Cost of Issuance		6,000	39,442	0	0	0	45,442
Total Requests	\$0	\$306,000	\$2,039,442	\$0	\$0	\$0	\$2,345,442
RESOURCES							
Bond Election 2001	0	300,000	300,118	0	0	0	600,118
CO's Bond Sale - POLC	0	0	1,671,994	0	0	0	1,671,994
Cost of Issuance	0	6,000	39,442	0	0	0	45,442
Cash Balance as of 07.11.11	0	27,888	27,888	0	0	0	55,776
GRAND TOTAL RESOURCES	\$0	\$333,888	\$2,039,442	\$0	\$0	\$0	\$2,373,330
Ending Fund Balance (Over)/Short	0	(27,888)	0	0	0	0	0

**CITY OF GRAND PRAIRIE
CAPITAL PROJECTS BUDGET AND CAPITAL PROJECTS PLAN
PROPOSED STORM DRAINAGE PROJECTS**

PROJECT DESCRIPTION	PRIOR 2011	APPROVED 2012	2013	2014	2015	2016 and beyond	CIP TOTAL
<u>MAJOR STORM PROJECTS</u>							
City Wide Drainage Master Plan Studies - Phase III		985,500					985,500
Cedar Creek Drainage Improvements at Robinson & Prairie		850,000					850,000
Freetown from Robinson to Carrier Phase I		800,000					800,000
Arbor Creek Drainage Improvements at Tarrant Road		585,000					585,000
Pioneer and Great Southwest Parkway at Cottonwood Creek		543,000	1,000,000			2,034,212	2,577,212
Beltline Road Area at Cottonwood Creek		500,000	985,500			3,219,000	4,719,000
City Wide Drainage Master Plan Studies - Phase IV						7,940,000	985,500
Fish Creek Downstream of Carrier Pkwy. (Dist. 3)						2,034,212	7,940,000
Dalworth Area SD (District 1)							2,034,212
<u>MISCELLANEOUS DRAINAGE PROJECTS</u>							
Miscellaneous Public Erosion Improvements	1,648,991	950,000					950,000
Miscellaneous Storm Drain Outfall Rehabilitations		400,000					400,000
Misc. Drainage Projects (Beltline Rd at Plattner Creek)		150,000	200,000	200,000	200,000	286,388	2,685,379
Annual Study for Outfall Rehabs	20,000	50,000	50,000	50,000	50,000	50,000	250,000
Misc. Engineering Projects	1,337,147	20,000	20,000	20,000	20,000	20,000	120,000
Developer Participation	59,323	0	200,000	200,000	200,000	200,000	2,137,147
Cost of Issuance		0	0	0	4,000	46,412	109,735
Total Requests	\$3,065,461	\$5,833,500	\$2,455,500	\$470,000	\$474,000	\$15,830,224	\$28,128,685
RESOURCES							
Transfer from Storm Water Utility Fund		4,400,000	2,800,000	2,800,000	2,800,000	8,256,971	21,056,971
Cash Balance as of 07.30.11	0	1,435,241	1,741	346,241	2,676,241	5,206,241	9,665,705
GO Bond Election 2001 - Storm - Completed in FY 16	2,966,138	0	0	0	200,000	2,320,600	5,486,738
Cost of Issuance - Storm	59,323	0	0	0	4,000	46,412	109,735
GRAND TOTAL RESOURCES	\$3,025,461	\$5,835,241	\$2,801,741	\$3,146,241	\$5,680,241	\$15,830,224	\$36,319,149
Ending Fund Balance (Over)/Short	40,000	(1,741)	(346,241)	(2,676,241)	(5,206,241)	0	0

**CITY OF GRAND PRAIRIE
CAPITAL PROJECTS BUDGET AND CAPITAL PROJECTS PLAN
PROPOSED STREET PROJECTS**

Funding Source	PROJECT DESCRIPTION	PRIOR 2011	APPROVED 2012	2013	2014	2015	2016 and beyond	CIP TOTAL
CO	Camp Wisdom Robinson to Carrier	4,915,130					416,000	5,331,130
CO	Section from Grand Peninsula Blvd. S. to the end of Phase H of Mira Lagos (Dist 6)						376,000	376,000
CO	Great Southwest Pkwy at Forum Intersection Improvements (Dist. 4)						350,000	350,000
	<u>Annual Street/Transportation Projects</u>							
BE '01/GO	High Accident Location Improvements	1,766,000	375,000	144,338	375,000	375,000	375,000	3,410,338
BE '01/GO	GSW Industrial District (Dist 1)	1,829,717	344,078	0	375,000	375,000	375,000	3,298,795
	<u>Miscellaneous Projects</u>							
BE '01/CO	School Sidewalks	1,608,240	154,926		150,000	150,000	150,000	2,213,166
BE '01/GO	Residential Sidewalks (Repair and New)	2,058,000	150,000	0	150,000	150,000	150,000	2,658,000
BE '01/CO	Misc. Engineering Projects	541,560	85,000	85,000	85,000	85,000	85,000	966,560
CO	Concrete Channel Repairs	350,000	50,000	0	50,000	50,000	50,000	550,000
CO	Guard Rails	200,000	50,000					250,000
CO	FY 12 Survey Work	30,000	30,000		30,000	30,000	30,000	150,000
CO	School Flashers	50,000	25,000	0	25,000	25,000	25,000	150,000
CO	Speed Hump Installation	124,000	24,000	0	24,000	24,000	24,000	220,000
BE '01/CO	Traffic Signal /Engineering	2,055,420		300,000	300,000	300,000	300,000	3,255,420
CO	Bridge Repair (Dist 2 and 3)	1,210,000		50,000	50,000	50,000	50,000	1,410,000
BE '01/CO	Street Lighting Improvements	621,400		40,000	40,000	40,000	40,000	781,400
CO	Handicap Ramps	475,000		25,000	25,000	25,000		575,000
CO	Fish Creek Bike/Pedestrian Path (Dist 6)	1,544,000					1,383,623	2,927,623
BE '01/GO	Developer Participation	7,230,906					500,000	7,730,906
CO	2341 N. Carrier Pkwy Sidewalk						160,000	160,000
GO/CO	Cost of Issuance	579,700	118,840	57,307	112,580	33,580	1,074,096	1,976,102
Total Requests		\$29,814,683	\$7,602,234	\$2,922,645	\$7,991,580	\$1,712,580	\$54,778,875	\$104,822,596

**CITY OF GRAND PRAIRIE
CAPITAL PROJECTS BUDGET AND CAPITAL PROJECTS PLAN
PROPOSED STREET PROJECTS**

Funding Source	PROJECT DESCRIPTION	PRIOR 2011	APPROVED 2012	2013	2014	2015	2016 and beyond	CIP TOTAL
RESOURCES								
	Reserve Contingency for at Risk Transportation Projects FY 12 (includes \$3.2M for Lakertidge Slope Rej		(6,000,000)	0	0	0	0	(6,000,000)
	TIF #1 Reimbursement for Palace Connection to IH-30	250,000	1,541,390	0	0	0	0	1,791,390
	Dallas County Reimbursement for Wildlife Participation		0	0	2,250,000	0	0	2,250,000
	Cash Balance as of 07.11.11		7,630,865	0	0	0	0	7,630,865
	Repayment of Line of Credit		(1,000,000)	(1,000,000)	(1,000,000)	(1,000,000)	(1,000,000)	(5,000,000)
	Transfer in from Capital Reserve/General Fund to repay Line of Credit (if		0	1,000,000	1,000,000	1,000,000	1,000,000	4,000,000
	CO's Street	13,105,705	5,691,431	1,790,338	3,779,000	1,553,840	49,380,275	75,300,589
	Bond Election 2001 - Street - Completed in FY 16	15,879,278	250,573	1,075,000	1,850,000	125,160	4,324,504	23,504,515
	Cost of Issuance - Street	579,700	118,840	57,307	112,580	33,580	1,074,096	1,976,102
	GRAND TOTAL RESOURCES	\$29,814,683	\$8,233,099	\$2,922,645	\$7,991,580	\$1,712,580	\$54,778,875	\$105,453,461
	Ending Fund Balance (Over)/Short	0	(630,865)	0	0	0	0	0

**CITY OF GRAND PRAIRIE
CAPITAL PROJECTS BUDGET AND CAPITAL PROJECTS PLAN
PROPOSED SOLID WASTE PROJECTS**

PROJECT DESCRIPTION	PRIOR 2011	APPROVED 2012	2013	2014	2015	2016 and beyond	CIP TOTAL
Adjacent Property Acquisition		700,000					700,000
Landfill Gas Phase VI		200,000					200,000
Landfill Road Repair		60,000					60,000
Landfill Permit Mod		50,000	100,000				150,000
Camera Upgrades		40,000					40,000
Landfill Entrance/McArthur Widening		1,000,000					1,000,000
Landfill Gas Collection IV		750,000					750,000
Concrete Recycling		200,000		200,000			400,000
Total Requests	\$0	\$1,050,000	\$2,050,000	\$200,000	\$0	\$200,000	\$3,500,000
RESOURCES							
Transfer from Solid Waste Operating Fund	0	950,000	900,000	200,000	200,000	200,000	2,450,000
Cash Balance as of 07.11.11	0	1,466,480	1,366,480	216,480	216,480	416,480	3,682,400
GRAND TOTAL RESOURCES	\$0	\$2,416,480	\$2,266,480	\$416,480	\$416,480	\$616,480	\$6,132,400
Ending Fund Balance (Over)/Short	0	(1,366,480)	(216,480)	(216,480)	(416,480)	(416,480)	(1,366,480)

**CITY OF GRAND PRAIRIE
CAPITAL PROJECTS BUDGET AND CAPITAL PROJECTS PLAN
PROPOSED WATER PROJECTS**

PROJECT DESCRIPTION	PRIOR 2011	APPROVED 2012	2013	2014	2015	2016	CIP TOTAL
Arlington Water Supply Connection	250,000	2,250,000	1,453,060				2,500,000
North Dallas Water Supply Line	3,235,166	1,950,000					6,638,226
Water Tank Rehab (Various Districts) - Trauler's Villages & Bonvies	500,000	1,250,000	1,000,000	500,000			2,250,000
FY 12 Water Main Replacements (Various Districts)	5,932,166	1,000,000	1,000,000	1,000,000	1,000,000	1,000,000	10,932,166
Mansfield 6 MGD Pump Station & Water Line US 287 & SH 360 (Dist. 6)		430,000	4,300,000				4,730,000
Midlothian Supply to South ETJ		430,000	4,000,000				5,880,000
24" Transfer valve N. I-30 17N		250,000				1,450,000	250,000
Bldg Infrastructure - fencing for E.S. 20,000;WU Adm Bldg Repair \$150,000 <i>new</i>		170,000					170,000
Arbor Creek Water Improvements at Tarrant Road <i>new</i>		115,000					115,000
Camp Wisdom Flow vault upgrade actuator to 3 phase		50,000					50,000
Duncan Perry Flow Actuators;		50,000					50,000
Chloramines booster system at Peninsula tank		40,000					40,000
FY 12 Misc Engineering Projects	20,000	20,000	20,000	20,000	20,000	20,000	120,000
Robinson 42" Trans. Line 18N	2,000,000		1,500,000	1,000,000			4,500,000
Water Well Rehab (Various Dist.)	1,800,000		600,000	600,000	600,000	600,000	4,200,000
South Sector Elevated Tank			250,000				2,750,000
24" Water Line Egyptian Way to Hardrock (Dist. 1)			160,800	1,339,200			1,500,000
Waterwood Water Improvements			20,400				20,400
Carrier 24" WL 26N				2,400,000			2,400,000
Water Line 12" Chester & 16th to I-30 & 19th 24N				1,900,000			1,900,000
Pressure Plane Modifications (Various Districts)				330,000			330,000
Warrior Elevated Tank (Dist. 3)				300,000	2,700,000		3,000,000
30" Broad to Seaton (1sB) (Dist. 6)				250,000	2,500,000		2,750,000
Davis-US 287 20" line 7S					5,000,000		5,000,000
AMR Meter Change Out Project (Various Districts)	4,605,655						4,605,655
16" Trans Line & 1 MG Storage Tank						2,932,000	2,932,000
Trans Line - Kirby Creek to Bluebonnet 20N						1,460,000	1,460,000
Cost of Issuance		71,102	178,929	159,957	140,475	0	550,464
Total Requests	18,342,987	8,076,102	13,483,189	12,229,157	11,960,475	7,462,000	71,623,911
RESOURCES							
Cash Balance as of 07.11.11	0	4,941,345	0	0	0	0	4,941,345
Transfer from Water Wastewater Operating Fund - TBD	15,107,821	4,449,892	4,357,786	4,141,353	4,796,234	7,462,000	40,315,086
Revenue Bond Sale	3,235,166	3,555,108	8,946,474	7,997,847	7,023,766	0	30,758,361
Repayment of Line of Credit in lieu of Bonds Sold	0	(1,250,000)	0	0	0	0	(1,250,000)
Cost of Issuance		71,102	178,929	159,957	140,475	0	550,464
GRAND TOTAL RESOURCES	\$18,342,987	\$11,767,447	\$13,483,189	\$12,229,157	\$11,960,475	\$7,462,000	\$75,315,256
Ending Fund Balance (Over)/Short	0	(3,691,345)	0	0	0	0	0

**CITY OF GRAND PRAIRIE
CAPITAL PROJECTS BUDGET AND CAPITAL PROJECTS PLAN
PROPOSED WASTEWATER PROJECTS**

PROJECT DESCRIPTION	PRIOR 2011	APPROVED 2012	2013	2014	2015	2016	CIP TOTAL
Wastewater Cedar Creek Crossing Protection		890,000					890,000
FY 12 Wastewater Main Replacement Project (Various Dis	4,088,696	500,000	500,000	500,000	500,000	500,000	6,588,696
FY 12 Infiltration/Inflow (Various Districts)	3,350,000	500,000	500,000	500,000	500,000	500,000	5,850,000
WWMP - Priority Overflow Projects (Various Districts)	4,100,000	500,000	500,000	500,000	500,000	500,000	6,600,000
Arbor Creek Wastewater Improvements at Tarrant Road		50,000					50,000
Manhole flow level monitors		50,000					50,000
FY 12 Misc Engineering Projects	25,000	25,000	25,000	25,000	25,000	25,000	150,000
West Joe Pool Service Plan			600,000	700,000	560,000	400,000	2,260,000
Waterwood Wastewater Improvements			120,000				120,000
El Paso SW 23rd to Holland (Dist. 4)			40,000	400,000			440,000
Sheridan Ave A to Hardy (Dist. 3)				40,000	400,000		440,000
Heatherbrook to Corn Valley (Dist. 6)				25,000	250,000		275,000
Wastewater Master Plan (All CC Dist)	58,784				500,000		558,784
Cost of Issuance	47,295	0	0	0	0	0	47,295
Total Requests	\$11,669,775	\$2,515,000	\$2,285,000	\$2,690,000	\$3,235,000	\$1,925,000	\$24,319,775
RESOURCES							
Cash Balance as of 07.11.11	0	2,448,468	0	0	0	0	2,448,468
Transfer from WW Operating Fund - TBD	9,025,779	2,515,000	2,285,000	2,690,000	3,235,000	1,925,000	21,675,779
Revenue Bonds	2,364,743	0	0	0	0	0	2,364,743
Repayment of Line of Credit in lieu of Bonds Sold	0	(1,250,000)	0	0	0	0	(1,250,000)
Cost of Issuance	47,295	0	0	0	0	0	47,295
Interest Earnings	231,958	0	0	0	0	0	231,958
GRAND TOTAL RESOURCES	\$11,669,775	\$3,713,468	\$2,285,000	\$2,690,000	\$3,235,000	\$1,925,000	\$25,518,243
Ending Fund Balance (Over)/Short	0	(1,198,468)	0	0	0	0	0

ORDINANCE NO. 9251-2011

AN ORDINANCE OF THE CITY OF GRAND PRAIRIE, TEXAS, APPROVING THE BUDGET SUBMITTED BY THE CITY MANAGER OF THE CITY OF GRAND PRAIRIE, TEXAS, AS REVISED BY THE CITY COUNCIL, AMENDING THE CURRENT FY 2010/2011 OPERATING BUDGETS REFLECTED IN SECTION 1 BELOW:


NOW, THEREFORE, BE IT ORDAINED BY THE CITY COUNCIL OF THE CITY OF GRAND PRAIRIE, TEXAS;

SECTION 1. THAT THE Operating Budgets for FY 2010/2011 submitted by the City Manager, and adjusted by the Council, is hereby incrementally amended for the following funds:

OPERATING BUDGET	INCREMENTAL CHANGE
Active Adult Center Fund	2,622,099
Airport Fund	167,822
Baseball Fund	1,676,608
Cable Fund	20,511
Cemetery	2,037
Crime Tax Fund	3,434,058
Equipment Services Fund	123,433
Lake Parks Fund	24,731
Park Venue Sales Tax Fund	251,927
Street Maintenance Sales Tax Fund	152,318
Water Fund	2,068,173
Wastewater Debt Service Fund	10,211
TOTAL INCREMENTAL CHANGE	10,553,928


PASSED AND APPROVED BY THE CITY COUNCIL OF THE CITY OF GRAND PRAIRIE, TEXAS, ON THIS THE 20TH DAY OF SEPTEMBER, 2011.


APPROVED:


Charles England, Mayor

ATTEST:

APPROVED AS TO FORM:


Catherine E. DiMaggio
City Secretary


Donald H. Foster
City Attorney

ORDINANCE NO. 9252-2011

AN ORDINANCE OF THE CITY OF GRAND PRAIRIE, TEXAS, APPROVING THE BUDGET SUBMITTED BY THE CITY MANAGER OF THE CITY OF GRAND PRAIRIE, TEXAS, AS REVISED BY THE CITY COUNCIL, AND ADOPTING IT AS THE BUDGET OF THE CITY OF GRAND PRAIRIE FOR THE FISCAL YEAR BEGINNING OCTOBER 1, 2011.

WHEREAS, the City Manager of the City of Grand Prairie has prepared a budget covering the operations of the City of Grand Prairie for the FY 2011/2012 and has filed this budget with the City Secretary of the City of Grand Prairie, Texas; and

WHEREAS, the notice was given of the public hearing on the budget as required by law and fifteen (15) days have elapsed from the date of filing of this budget; and

WHEREAS, the hearing has been held in compliance with statute, and the several items within the budget carefully considered; and

WHEREAS, the City Council has revised the budget and has directed that certain modifications be made; therefore

NOW, THEREFORE, BE IT ORDAINED BY THE CITY COUNCIL OF THE CITY OF GRAND PRAIRIE, TEXAS;

SECTION I: THAT THE City Council of the City of Grand Prairie hereby adopts and approves the budget as prepared and assembled by the City Manager of the City of Grand Prairie, and filed with the City Secretary and as revised by this City Council; and the same shall be the budget of the City of Grand Prairie for the fiscal year beginning October 1, 2011 and ending September 30, 2012 and taxes shall be levied with reference to this budget and appropriations and expenditures governed thereby as follows:


GENERAL FUND	APPROPRIATION
Budget and Research	300,979
Building & Construction Mgmt.	97,307
City Council	137,619
City Manager	1,132,708
Environmental Services	1,589,620
Finance	1,786,431
Fire	22,833,112
Human Resources	745,593
Information Technology	3,839,067
Judiciary	353,479
Legal Services	817,640
Library	1,906,204
Management Services	256,770

Marketing	227,590
Municipal Court	1,508,837
Non-Departmental	19,337,668
Planning and Development	5,233,664
Police	34,172,155
Public Works	5,524,537
Transportation Services	964,288
TOTAL GENERAL FUND	102,765,268

OTHER FUNDS	APPROPRIATION
Active Adult Center	758,356
Airport Fund	2,693,793
Baseball Fund	2,048,671
Cable Operations	307,383
Capital and Lending Reserve Fund	6,505,633
Cemetery Fund	694,379
Cemetery Replacement Fund	20,000
Crime Tax Fund	3,118,399
Employee Insurance Fund	11,962,692
Equipment Services Fund	4,810,796
General Obligation Debt Service Fund	16,305,155
Golf Course Fund	3,095,651
Hotel/Motel Building Fund	125,000
Hotel/Motel Tax Fund	1,068,619
Information Technology Fund	1,220,517
Juvenile Case Manager Fee Fund	143,752
Lake Parks	2,505,815
Municipal Court Building Security Fund	84,375
Municipal Court Judicial Efficiency Fund	15,994
Municipal Court Technology Fund	127,682
Park Venue Fund	8,758,002
Pooled Investment Fund	1,046,005
Prairie Lakes Fund	672,736
Risk Management Fund	2,566,059
Solid Waste Fund	11,040,690
Solid Waste Equipment Acquisition Fund	424,000
Solid Waste Liner Reserve Fund	1,400,000
Storm Water Utility Fund	6,011,707
Street Maintenance Sales Tax Fund	8,384,919
Water and Wastewater Fund	57,481,208
Water and Wastewater Debt Service Fund	6,725,843
TOTAL OPERATING APPROPRIATIONS	264,889,099

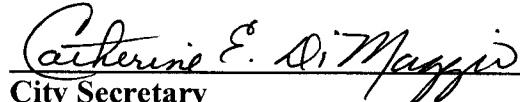
PASSED AND APPROVED BY THE CITY COUNCIL OF THE CITY OF GRAND PRAIRIE, TEXAS, ON THIS THE 20TH DAY OF SEPTEMBER, 2011.


APPROVED:


Charles England, Mayor

ATTEST:

APPROVED AS TO FORM:


Catherine E. DiMaggio
City Secretary


Donald R. Costello
City Attorney

AN ORDINANCE OF THE CITY OF GRAND PRAIRIE, TEXAS, APPROVING THE FY 2011/2012 CAPITAL IMPROVEMENT PROJECTS BUDGET SUBMITTED BY THE CITY MANAGER OF THE CITY OF GRAND PRAIRIE, TEXAS, IN THE AMOUNT OF \$35,693,730 WITH DETAIL BELOW BY FUND.

WHEREAS, the City Manager of the City of Grand Prairie has prepared a budget providing the capital improvements project development for the City in FY 2011/2012; and

WHEREAS, the City Council has revised the budget and has directed certain modifications be made; and

WHEREAS, the appropriation for each project is based on an estimate of the cost even though the actual contract bid will vary; therefore


NOW, THEREFORE, BE IT ORDAINED BY THE CITY COUNCIL OF THE CITY OF GRAND PRAIRIE, TEXAS;

SECTION 1: THAT THE City Council of the City of Grand Prairie hereby adopt the FY 2011/2012 Capital Improvement Projects Budget as prepared and assembled by the City Manager of the City of Grand Prairie are approved as follows:

Airport Capital Projects Fund	3,492,597
Capital Reserve Projects Fund	1,710,300
Fire Capital Projects Fund	2,105,929
Golf Capital Projects Fund	250,000
Lake Capital Projects Fund	900,000
Municipal Facilities Project Fund	578,068
Park Capital Projects Fund	1,274,000
Police Capital Projects Fund	306,000
Solid Waste Capital Projects Fund	1,050,000
Storm Water Utility Capital Projects Fund	5,833,500
Streets Capital Projects Fund	7,602,234
Water Capital Projects Fund	8,076,102
Wastewater Capital Projects Fund	2,515,000
TOTAL CIP APPROPRIATIONS	<u>35,693,730</u>


PASSED AND APPROVED BY THE CITY COUNCIL OF THE CITY OF GRAND PRAIRIE, TEXAS, ON THIS THE 20TH DAY OF SEPTEMBER, 2011.


APPROVED:


Charles England, Mayor

ATTEST:

APPROVED AS TO FORM:


Catherine E. DiMaggio
City Secretary


Donald R. Costello
City Attorney

ORDINANCE NO. 9254-2011

AN ORDINANCE AMENDING CHAPTER 26, "UTILITIES AND SERVICES" OF THE CODE OF ORDINANCES OF THE CITY OF GRAND PRAIRIE, TEXAS BY CHANGING VARIOUS SECTIONS OF ARTICLES II AND III THEREOF RELATING TO CHARGES FOR WATER, WASTEWATER AND STORMWATER UTILITY FEES; REPEALING ALL ORDINANCES IN CONFLICT HEREWITH; AND TO BECOME EFFECTIVE OCTOBER 1, 2011.

WHEREAS, The Water and Wastewater Systems of the City are supported by revenues from an enterprise fund dedicated to support of these utility systems and;

WHEREAS, A cost of service and rate study has been conducted to determine costs and necessary rates to be charged in order to continue to provide water and wastewater services as required and;

WHEREAS, The City Council Finance and Government Committee has reviewed the proposed rates, concurs with, and recommends the rates set forth herein and;

NOW, THEREFORE, BE IT ORDAINED BY THE CITY COUNCIL OF THE CITY OF GRAND PRAIRIE, TEXAS:

SECTION 1: THAT Article II, Chapter 26 of the Code of Ordinances, Section 26-23, Section 26-24, Section 26-25, Section 26-26, Section 26-29 and Section 26-30, and that Article III, Chapter 26 of the Code of Ordinances, Section 26-32 and Section 26-33 are amended by changing the charges for provision of municipal utility services as set out herein which are to become effective October 1, 2010.

Sec. 26-23. - Water rates.

A. *Monthly charges.* The water rates to be charged and collected by the city from all customers obtaining service from the waterworks system of the city shall be and are hereby fixed as follows:

Quantity	Classification	Rate
Per 1,000 gallons, total usage 3,000 gallons or less	Residential	0.12
Per 1,000 gallons, if total usage more than 3,000 gallons, up to and including 20,000 gallons	Residential	3.16
Per 1,000 gallons, all quantities over 20,000 gallons	Residential	5.43
Per 1,000 gallons	Commercial	3.18
Per 1,000 gallons	Industrial	3.18
Per 1,000 gallons	Governmental	2.86

Minimum Fixed Charges Based on Meter Size

5/8" or 3/4"	11.08
1"	14.25
1 1/4"	17.05
1 1/2"	18.50
2"	29.27
3"	90.77
4"	112.55
6"	168.72
8"	234.82
10"	245.00
12"	257.80

B. Additional units. A meter charge as applicable per month for water services furnished shall be made for the first water connection made to quarters upon any premises and a unit charge of two dollars and thirty-five cents (\$2.35) per month shall be made for each additional unit on such premises. The director of public works shall determine whether or not additional units exist on any premises.

Sec. 26-24. - Billing; delinquency; service restoration charges.

A. Water meters shall be read monthly and the consumer billed in writing, showing the amount of water consumed and the charges due by the consumer thereon; and such bill shall be due and payable within twenty-one (21) days from the rendition thereof. Such billing shall be deemed sufficient when sent to the last known address of the consumer. If such bills are not paid within thirty-five (35) days after the date of mailing thereof, water service shall be discontinued as to such nonpaying consumer and shall not be renewed until the full amount of said bill has been paid. In any addition, any consumer whose service has been discontinued shall pay a service restoration fee before such water service shall be restored. Said service restoration fee shall be:

- Turned off \$40.00
- Turned off and locked 50.00
- Turned off and meter pulled 75.00
- Meter pulled and customer connects jumper 100.00

If service is restored between the hours of 8:00 a.m. and 5:00 p.m. on Monday to Friday, inclusive, of any week and shall be thirty dollars (\$30.00) additional if made at any other time. In any case, where the water bill duly owing is paid by a check or electronic debit which does not clear the bank upon which it is drawn in a normal manner, a charge of twenty-five dollars (\$25.00) shall be paid at the time said check is redeemed. If the check is not redeemed in the specified time, and the water is disconnected, the above service restoration charges shall apply.

B. There shall be a field service collection charge of twenty dollars (\$20.00). A field service collection charge shall arise whenever any officer, agent or employee of the city collects, or attempts to collect, the amount in delinquency, at the location where the delinquency arose,

during normal business hours. The thirty dollar (\$30.00) charge in subsection (a) is applied for collections or collection attempts made in the field after normal business hours

C. Effective January 1, 2011, if payment is not received and processed within five (5) days of the due date, a late fee shall be assessed and applied to the bill. The late fee shall be 7.5% of all current charges, excluding tax and charitable contributions.

Cross reference-Meter reinstallation charge after removal for commission of offense, § 26-2.

Sec. 26-25. - Water service rates at building construction sites (not taken through a fire hydrant).

Until such time that a water meter may be installed to accurately measure all water usage at any construction site, the builder or developer shall pay the following charge per month or part thereof, based on the square footage of construction per structure. Charges begin on the date the taps fees are paid and billed each month until the permanent meter is installed.

Square Feet	Amount
Less than 2,500	37.57
2,500 to 7,499	75.06
7,500 to 19,999	180.13
20,000 to 49,999	540.43
50,000 to 99,999	930.74
Over 100,000	1,388.63

Sec. 26-29. - Raw water rates.

Untreated water taken from the city's contracted water rights in Joe Pool Lake shall be metered by a meter approved by the director of public works or designee and charged at six dollars twenty seven cents (\$6.27) per one thousand (1,000) gallons and a monthly administration fee of ninety dollars seventy seven cents (\$90.77).

Sec. 26-30. - Water taken from fire hydrants.

Water taken from the city's fire hydrants, other than that used by the various municipal departments for authorized purposes such as fire fighting, street cleaning and system flushing, shall be metered by an approved meter obtained from the public works department, possessing a City of Grand Prairie logo and backflow prevention device. A refundable deposit of one thousand dollars (\$1,000) shall be charged. Water taken from fire hydrants shall be charged at a rate of six dollars twenty seven cents (\$6.27) per one thousand (1,000) gallons and a monthly administration fee of ninety dollars seventy seven cents (\$90.77).

Sec. 26-32. - Wastewater Service charges.

A. *Monthly charges.* The wastewater service rates to be charged and collected by the city from all customers obtaining services from the wastewater system of the city shall be and are hereby fixed as follows:

Quantity	Classification	Rate
Per 1,000 gallons	Residential	3.10
Per 1,000 gallons	Commercial	3.76
Per 1,000 gallons	Industrial	3.76
Per 1,000 gallons	Government	3.32

Minimum Fixed Charges Based on Meter Size

5/8" or 3/4"	10.10
1"	10.94
1 1/4"	12.75
1 1/2"	13.29
2"	15.24
3"	22.56
4"	29.93
6"	46.45
8"	65.73
10"	84.13
12"	94.27

(1) *Residential*: Gallons of wastewater shall be based on average water usage during the months of November, December, January and February of each fiscal year (cold months' usage). For customers with all four (4) months billing history, the highest usage month may be dropped for the purpose of computing the winter average. Customers moving within or into the city will be billed at eighty (80) per cent of their current water consumption until a cold weather months' average is established. Those persons who reside in single-family residences shall pay a maximum of forty-seven dollars thirty cents (\$47.30) until usage is established. Wastewater billing shall be the lower of the current month's usage or cold months' usage.

(2) *Commercial/Industrial/Governmental*: Gallons of wastewater shall be billed based on water consumption multiplied by a factor of eighty hundredths (0.80), unless the director of public works determined that an unusual condition exists that would cause wastewater discharges to be unusually high. In such cases, the director may require that a wastewater meter be installed at the customer's expense. Said meter shall be installed pursuant to plans and specifications approved by the Director of Utilities, be installed in an approved location, be calibrated annually, and a certified calibration statement for said meter be annually provided to the City, and have a totalization device. The aforementioned calibration shall be witnessed by a representative of the Director of Public Works. In the event that a meter which measures the wastewater ceases to function properly, the volume shall be determined by immediately reverting to reading the water consumption, and using that volume for determination of sewage volume. If the Director finds that it is not practicable to measure the quantity of sewage by the aforesaid meters, he shall determine the quantity of the sewage in any manner or method he may find practicable in order to arrive at the percentage of water entering the sanitary sewer system of the City to determine the sewer service charge.

(3) *Connection to quarters on premises:* A minimum charge of three dollars eleven cents (\$3.11) per month shall be made for each connection made to quarters upon premises.

(4) *Additional units:* In all cases where more than one (1) unit, whether residential, commercial, industrial or governmental, is supplied with water measured through a single meter, and the wastewater service charges made in connection therewith, not less than the minimum charge shall be made for each unit supplied water through such meter. The director of public works shall determine whether or not additional units exist on any premises.

(5) *When city does not supply water:* The charges set forth above are based upon the amount of water used as measured by a single meter in increments of one thousand (1,000) gallons. Where the water is furnished to single-family residential customers by a source other than the city, the monthly charge for wastewater service shall be a flat rate of twenty-seven dollars forty four cents (\$27.44). All other customer classes connected to the sanitary sewer who have a source of water supply must have a meter approved and tested by the public works department on that source of water supply, and the volume charge as set forth hereinbefore, shall be based on the sum of the volumes delivered by all sources of supply.

B. *Reserved.*

C. *Reserved.*

D. *Outside city:* The rates to be charged for sewer service to all persons, firms or corporations by the city at locations outside the city limits of said city shall be negotiated under a separate contract.

Cross reference-Industrial waste charges, § 26-57.

Sec. 26-33. - Billing; delinquency.

A. The provisions of Article II, Section 26-24 shall apply to wastewater charges as well.

Cross reference-Authority to disconnect service, § 26-61.

Sec. 26-34. - Wastewater tap and impact fee installment payments.

A. The director of utility services is authorized to add installment payments to monthly wastewater service charges or otherwise receive payment of tap and/or impact fees necessary for obtaining wastewater service for residential property to the city's wastewater collection system for a length of time determined by the director of public works, not to exceed five (5) years.

B. In order to obtain service by payment of installments, the owner of the residential property must agree to and sign a promissory note and lien prepared by the city attorney, with the following stipulations:

- (1) The amount of each installment.
- (2) Water and wastewater service may be discontinued to the property upon nonpayment of any scheduled installment.

(3) A lien be placed on the property superior to all other liens except a bona fide first mortgage lien and tax liens recorded prior to the recording of the city's lien in the deed or lien records in the county in which the property is located.

C. Interest added to the amount financed shall be equal to the interest rate paid by the city on its current line of credit.

Sec. 26-35. - Service rate classification.

For the purpose of applying service rate classifications to individual accounts, the following definitions shall apply. The director of public works shall determine the appropriate rate classification for each account:

Residential - Single and multifamily properties used primarily for residential purposes.


Commercial - Entities engaged primarily in the sales of goods or services or other nonmanufacturing commercial uses.

Industrial - Entities engaged primarily in the manufacturing, fabrication or assembly of products.

Governmental - Properties owned or operated by City, County, State or Federal governments, as well as properties owned or operated by public school or community college districts.


PASSED AND APPROVED BY THE CITY COUNCIL OF THE CITY OF GRAND PRAIRIE, TEXAS, ON THIS THE 20th DAY OF SEPTEMBER, 2011.


APPROVED:


Charles England, Mayor

ATTEST:

APPROVED AS TO FORM:


Catherine E. DiMaggio
City Secretary


Donald R. Kostell
City Attorney

ORDINANCE NO. 9255-2011

AN ORDINANCE OF THE CITY OF GRAND PRAIRIE, TEXAS, ADOPTING AND LEVYING THE AD VALOREM TAX OF THE CITY OF GRAND PRAIRIE, TEXAS, FOR THE YEAR 2011, ON ALL TAXABLE PROPERTY WITHIN THE CORPORATE LIMITS OF THE CITY ON JANUARY 1, 2011, NOT EXEMPT BY LAW; PROVIDING REVENUES FOR PAYMENT OF CURRENT MUNICIPAL EXPENSES, AND FOR INTEREST AND SINKING FUND ON OUTSTANDING CITY OF GRAND PRAIRIE BONDS; PROVIDING FOR A SEVERABILITY CLAUSE; AND PROVIDING AN EFFECT DATE.

WHEREAS, the City Council deems it in the public interest to adopt a tax rate for the 2011 tax year;

NOW, THEREFORE, BE IT ORDAINED BY THE CITY COUNCIL OF THE CITY OF GRAND PRAIRIE, TEXAS:

SECTION 1. THAT by authority of the Charter of the City of Grand Prairie, Texas, and the Laws of the State of Texas, there is hereby levied for the year 2011, on all taxable property situated within the corporate limits of the City of Grand Prairie on January 1, 2011, and not exempt by the constitution and laws of the State of Texas or municipal ordinance, a tax of \$.669998 on each \$100 assessed value of all taxable property. This tax is expected to increase total budgeted revenue from properties on the tax roll by \$1,005,301 from 2010 budgeted tax revenues.

SECTION 2. THAT of the total tax, \$.484892 of each \$100 of assessed value shall be distributed to the General Fund of the City to fund maintenance and operation expenditures of the City.

SECTION 3. THAT of the total tax, \$.185106 of each \$100 of assessed value shall be distributed to pay the City's debt service as provided by Section 26.04(e)(3) of the Texas Property Tax Code.


SECTION 4. THAT ad valorem taxes levied by this ordinance shall be due and payable on October 1, 2011 and shall become delinquent on the first day of February, 2012.

SECTION 5. THAT for enforcement of the collection of taxes hereby levied, the City of Grand Prairie shall have available all rights and remedies provided by law.

SECTION 6. THAT if any section, subsection, paragraph, sentence, clause, phrase or word in this ordinance, or the application thereof to any person or circumstance is held invalid by any court of competent jurisdiction, such holding shall not affect the validity of the remaining portions of this ordinance and the City Council of the City of Grand Prairie, Texas, hereby declares it would have enacted such remaining portions despite any such invalidity.

PASSED AND APPROVED BY THE CITY COUNCIL OF THE CITY OF GRAND PRAIRIE, TEXAS, SEPTEMBER 20, 2011.


APPROVED:




Charles England, Mayor

ATTEST:

APPROVED AS TO FORM:



Catherine E. DiMaggio
City Secretary



Donald A. Bastell
City Attorney

**AN ORDINANCE OF THE CITY OF GRAND PRAIRIE, TEXAS,
APPROVING THE 2011 TAX ROLL; AND PROVIDING AN EFFECTIVE
DATE**

**WHEREAS, the proposed budget for 2011/2012 has been considered by the City Council;
and,**

WHEREAS, it is necessary to fund the budget; and,

**WHEREAS, certified appraisal rolls have been received from the Dallas Central, Tarrant
and Ellis Central Appraisal Districts.**


**NOW, THEREFORE, BE IT ORDAINED BY THE CITY COUNCIL OF THE CITY OF
GRAND PRAIRIE, TEXAS:**

**SECTION 1. The City Council hereby approves the 2011 tax roll of the City of Grand
Prairie, Texas which will result in a tax levy of \$63,267,520 based on the Certified
Appraisal Rolls as approved by the Dallas Central, Tarrant and Ellis Central Appraisal
Districts;**

**SECTION 2. This ordinance shall become effective immediately upon its passage and
approval.**


**PASSED AND APPROVED BY THE CITY COUNCIL OF THE CITY OF GRAND
PRAIRIE, TEXAS, SEPTEMBER 20, 2011.**


APPROVED:


Charles England, Mayor

ATTEST:

APPROVED AS TO FORM:


Catherine E. DiMaggio
City Secretary


Donald R. Stettin
City Attorney

ORDINANCE NO. 9275-2011

**AN ORDINANCE OF THE CITY OF GRAND PRAIRIE, TEXAS,
AMENDING ORDINANCE 8062 TO DEFINE THE NUMBER OF
AUTHORIZED POSITIONS IN EACH CLASSIFICATION FOR FISCAL
YEAR 2012.**

WHEREAS, the City of Grand Prairie has established a Police Department to provide the citizens of Grand Prairie a first class public safety response to police emergencies and calls for service based on a Community Policing philosophy; and

WHEREAS, the department currently has 217 authorized positions, consisting of 182 police officers, 23 sergeants, 8 lieutenants, 3 assistant chiefs, 1 police chief; and

WHEREAS, the department was awarded 11 additional grant-funded Patrol Officer positions and one, full-time police officer position was eliminated to add a Detention Center Manager position, and

WHEREAS, no temporary over hire positions have been approved for this budget year; and

WHEREAS, the continuation of this ordinance will be renewed annually during the budget process as needed;

NOW, THEREFORE, BE IT ORDAINED BY THE CITY COUNCIL OF THE CITY OF GRAND PRAIRIE, TEXAS:


SECTION 1. THAT the total authorized sworn police department positions for the fiscal year 2012 is 227 now with 192 Police Officers, 23 Sergeants, 8 Lieutenants, 3 Assistant Chiefs, and 1 Police Chief.

SECTION 2. THAT this ordinance shall be in full force and effect from and after its passage, approval and publication and it is accordingly so ordained.

SECTION 3. THAT all ordinances or parts of ordinances in conflict with this ordinance are hereby repealed.


PASSED AND APPROVED BY THE CITY COUNCIL OF THE CITY OF GRAND PRAIRIE, TEXAS, ON THIS THE 18TH DAY OF OCTOBER, 2011.


APPROVED:


Charles England, Mayor

ATTEST:

APPROVED AS TO FORM:


Catherine E. DiMaggio
City Secretary


Donald R. Postell
City Attorney

ORDINANCE NO. 9276-2011

**AN ORDINANCE OF THE CITY OF GRAND PRAIRIE, TEXAS,
AMENDING ORDINANCE 9192 TO DEFINE THE NUMBER OF
AUTHORIZED POSITIONS IN EACH CLASSIFICATION FOR FISCAL
YEAR 2012.**

WHEREAS, the City of Grand Prairie has established a Fire Department to provide the citizens of Grand Prairie a first class public safety response to fire, rescue, and emergency medical calls; and

WHEREAS, numerous members of the Fire Department are expected to retire or leave the department thus creating vacancies; and

WHEREAS, the continuation of this ordinance will be renewed annually during the budget process as needed;

NOW, THEREFORE, BE IT ORDAINED BY THE CITY COUNCIL OF THE CITY OF GRAND PRAIRIE, TEXAS:

SECTION 1. THAT the total authorized Fire Department civil service positions for the Fiscal Year 2012 is 207 including 3 overhires.

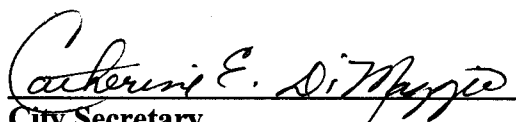
SECTION 2. THAT this ordinance shall be in full force and effective from and after its passage and approval and it is accordingly so ordained.

PASSED AND APPROVED BY THE CITY COUNCIL OF THE CITY OF GRAND PRAIRIE, TEXAS, ON THIS THE 18TH DAY OF OCTOBER, 2011.

APPROVED:


Charles England, Mayor

ATTEST:


Catherine E. DiMaggio
City Secretary

APPROVED AS TO FORM:


Donald Rostell
City Attorney

RESOLUTION NO. 4523-2011

A RESOLUTION OF THE CITY OF GRAND PRAIRIE, TEXAS, DETERMINING THE NECESSITY FOR ACQUISITION OF LAND, RIGHTS-OF-WAY AND EASEMENTS FOR STREETS, DRAINAGE IMPROVEMENTS, WATER AND WASTEWATER IMPROVEMENTS; AUTHORIZING AND DIRECTING THE CITY MANAGER'S OFFICE TO BEGIN NEGOTIATIONS FOR THE ACQUISITION OF LAND, RIGHTS-OF-WAY AND EASEMENTS FOR SAID STREETS, DRAINAGE IMPROVEMENTS, WATER AND WASTEWATER IMPROVEMENTS; AUTHORIZING AND DIRECTING THE CITY MANAGER'S OFFICE TO MAKE RELOCATION PAYMENTS TO ELIGIBLE OCCUPANTS OF PROPERTY ACQUIRED FOR STATE OR FEDERALLY FUNDED PROJECTS, AS REQUIRED; AUTHORIZING THE INSTITUTION OF CONDEMNATION PROCEEDINGS; TO BECOME EFFECTIVE UPON ITS PASSAGE AND APPROVAL

WHEREAS, there are located within the City of Grand Prairie, Texas certain streets, drainage facilities, water and wastewater lines (see section 2) which are in need of replacements or improvements; and

WHEREAS, the City of Grand Prairie, Texas in order to carry out said projects, must acquire land, rights-of-way and easements for said replacements and improvements,

NOW, THEREFORE, BE IT RESOLVED BY THE CITY COUNCIL OF THE CITY OF GRAND PRAIRIE, TEXAS:

SECTION 1. THAT IT is hereby determined to be in the best interests of the City of Grand Prairie, Texas and its inhabitants to improve or replace the streets, drainage facilities, water and wastewater lines; and in order to carry out said replacements and improvements, it is necessary to acquire land, rights-of-way and easements from adjoining property owners.

SECTION 2. THAT THE City Manager and his staff are hereby authorized and directed to negotiate for and acquire the property necessary for the following:

STORM DRAINAGE PROJECTS FUND

City Wide Drainage Master Plan Studies - Phase III
Miscellaneous Public Erosion Repairs
Cedar Creek Drainage Improvements at Robinson & Prairie
Freetown from Robinson to Carrier Phase I
Arbor Creek Drainage Improvements at Tarrant Road
Pioneer and Great Southwest Parkway at Cottonwood Creek
Beltline Road Area at Cottonwood Creek
Miscellaneous Storm Drain Outfall Rehabilitations
Miscellaneous Drainage Projects

STREET PROJECTS FUND

Palace Connection to IH-30 Off Ramp
Freetown Road - From Robinson to Carrier Phase I
Forum Drive Paving and Streetscape Improvements from Waterwood to GSW
Arbor Creek Improvements at Tarrant Road
Roy Orr Bridge Embankment and Guard Rail Improvements at Trinity River
School Sidewalks
Waterwood from dead end to Arkansas
Residential Sidewalks new and repair

WATER CAPITAL PROJECTS FUND

Arlington Water Supply Connection
North Dallas Water Supply Line
FY 12 Water Main Replacement
Mansfield 6 MGD Pump Station & Water Line US 287 & SH 360
Midlothian Supply to South ETJ
24" Transfer Valve N. IH-30 17N
Arbor Creek Water Improvements at Tarrant Road
Camp Wisdom Flow Vault Upgrade Actuator to 3 Phase
Duncan Perry Flow Actuators

WASTEWATER CAPITAL PROJECTS FUND

Wastewater Cedar Creek Crossing Protection
FY 12 Wastewater Main Replacement
FY 12 Infiltration/Inflow
FY 12 WWMP Priority Overflow Projects
Arbor Creek Wastewater Improvements at Tarrant Road

SECTION 3. THAT THE City Manager and his staff are hereby authorized as negotiators for the City to offer to the property owners any amount up to, but not exceeding, the value of the tract or parcel of land that has been determined by appraisals of the same.


SECTION 4. THAT THE City Manager and his staff are hereby authorized to make relocation payments to eligible occupants of property acquired for State or Federally funded projects requiring

same in accordance with the Federal Uniform Relocation Assistance and Real Property acquisition Policies Act of 1970, as amended.

SECTION 5. THAT IF negotiations for the purchase of the property referred to herein are unsuccessful, the City may institute condemnation proceedings to acquire said property.

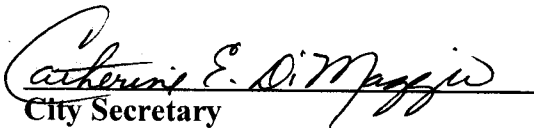
PASSED AND APPROVED BY THE CITY COUNCIL OF THE CITY OF GRAND PRAIRIE, TEXAS, ON THIS THE 20TH DAY OF SEPTEMBER, 2011.


APPROVED:


Charles England, Mayor

ATTEST:

APPROVED AS TO FORM:


Catherine E. DiMaggio
City Secretary


Donald R. Smith
City Attorney

RESOLUTION NO. 4524-2011

**A RESOLUTION OF THE CITY OF GRAND PRAIRIE, TEXAS,
ACCEPTING THE FY 2012-2016 CAPITAL IMPROVEMENTS PLAN AND
APPROVING THE DOCUMENT AS A PLANNING TOOL FOR FUTURE
BOND SALES AND/OR ELECTIONS; TO BECOME EFFECTIVE UPON
ITS PASSAGE AND APPROVAL**

WHEREAS, the citizens of Grand Prairie have previously voted approval of bond issuance in 2001, for streets, storm drainage, public safety, water and wastewater; and

WHEREAS, the City Council desires a plan to develop and implement a well-planned Capital Improvements Plan (CIP) to coordinate these needed public investments; therefore


NOW THEREFORE, BE IT RESOLVED, BY THE CITY COUNCIL OF THE CITY OF GRAND PRAIRIE, TEXAS;

SECTION 1. THAT THE City Council accepts the FY 2012-2016 Capital Improvements Plan (Exhibit A) and approve this document as a planning tool to prepare for future bond sales and/or bond elections.

SECTION 2. THAT IT is understood that acceptance of the FY 2012-2016 Capital Improvements Plan does not obligate Future City Councils to specifically approve the anticipated projects or bond sales or election amount, but rather the Document will serve as a tool to assist the City and private sector in planning for the City's infrastructure development.

PASSED AND APPROVED BY THE CITY COUNCIL OF THE CITY OF GRAND PRAIRIE, TEXAS, ON THIS THE 20TH DAY OF SEPTEMBER, 2011.

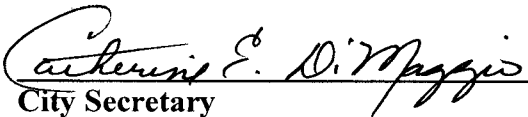
APPROVED:




Charles England, Mayor

ATTEST:

APPROVED AS TO FORM:



Catherine E. DiMaggio
City Secretary



Donald Rostell
City Attorney

CITY OF GRAND PRAIRIE
ACTIVE ADULT CENTER

YEAR	PRINCIPAL	INTEREST	TOTAL
09/30/08	0	78,094	78,094
09/30/09	0	550,678	550,678
09/30/10	4,965,000	335,121	5,300,121
09/30/11	3,295,000	234,410	3,529,410
09/30/12	370,000	388,356	758,356
09/30/13	455,000	374,492	829,492
09/30/14	550,000	359,306	909,306
09/30/15	650,000	340,948	990,948
09/30/16	760,000	320,582	1,080,582
09/30/17	875,000	293,886	1,168,886
09/30/18	1,015,000	264,681	1,279,681
09/30/19	1,155,000	230,803	1,385,803
09/30/20	1,720,000	193,234	1,913,234
09/30/21	1,915,000	134,844	2,049,844
09/30/22	2,125,000	70,927	2,195,927
09/30/23	0	0	0
09/30/24	0	0	0
TOTAL	\$11,590,000	\$2,972,060	\$14,562,060

CITY OF GRAND PRAIRIE
AIRPORT

YEAR	PRINCIPAL	INTEREST	TOTAL
9/30/2011	105,000	94,073	199,073
9/30/2012	110,000	88,839	198,839
9/30/2013	115,000	83,035	198,035
9/30/2014	120,000	78,260	198,260
9/30/2015	125,000	72,973	197,973
9/30/2016	130,000	67,073	197,073
9/30/2017	140,000	60,660	200,660
9/30/2018	145,000	53,891	198,891
9/30/2019	150,000	46,979	196,979
9/30/2020	160,000	39,710	199,710
9/30/2021	170,000	31,830	201,830
9/30/2022	175,000	23,375	198,375
9/30/2023	185,000	14,375	199,375
9/30/2024	195,000	4,875	199,875
TOTAL	\$2,025,000	\$759,947	\$2,784,947

CITY OF GRAND PRAIRIE
BASEBALL STADIUM

<u>YEAR</u>	<u>PRINCIPAL</u>	<u>INTEREST</u>	<u>TOTAL</u>
09/30/08	0	635,203	635,203
09/30/09	2,310,000	653,999	2,963,999
09/30/10	2,185,000	300,315	2,485,315
09/30/11	3,555,000	196,904	3,751,904
09/30/12	1,570,000	478,670	2,048,670
09/30/13	1,660,000	391,145	2,051,145
09/30/14	1,755,000	301,303	2,056,303
09/30/15	1,855,000	206,604	2,061,604
09/30/16	1,960,000	107,767	2,067,767
09/30/17	0	0	0
09/30/18	0	0	0
09/30/19	0	0	0
<u>TOTAL</u>	<u>\$8,800,000</u>	<u>\$1,485,489</u>	<u>\$10,285,489</u>

CITY OF GRAND PRAIRIE
CEMETERY

YEAR	PRINCIPAL	INTEREST	TOTAL
9/30/2011	115,000	136,258	251,258
9/30/2012	150,000	109,963	259,963
9/30/2013	150,000	106,963	256,963
9/30/2014	150,000	103,963	253,963
9/30/2015	160,000	100,463	260,463
9/30/2016	160,000	96,063	256,063
9/30/2017	165,000	91,188	256,188
9/30/2018	170,000	85,950	255,950
9/30/2019	175,000	80,016	255,016
9/30/2020	180,000	73,244	253,244
9/30/2021	185,000	65,828	250,828
9/30/2022	195,000	57,869	252,869
9/30/2023	200,000	49,475	249,475
9/30/2024	170,000	41,400	211,400
9/30/2025	180,000	33,413	213,413
9/30/2026	185,000	24,625	209,625
9/30/2027	195,000	15,125	210,125
9/30/2028	205,000	5,125	210,125
TOTAL	\$2,975,000	\$1,140,669	\$4,115,669

CITY OF GRAND PRAIRIE
CRIME TAX

YEAR	PRINCIPAL	INTEREST	TOTAL
09/30/08	0	130,156	130,156
09/30/09	0	1,540,781	1,540,781
09/30/10	7,130,000	894,270	8,024,270
09/30/11	6,445,000	744,335	7,189,335
09/30/12	1,670,000	1,448,399	3,118,399
09/30/13	1,915,000	1,391,647	3,306,647
09/30/14	2,180,000	1,331,807	3,511,807
09/30/15	2,460,000	1,263,686	3,723,686
09/30/16	2,775,000	1,190,679	3,965,679
09/30/17	3,090,000	1,100,102	4,190,102
09/30/18	4,240,000	1,003,546	5,243,546
09/30/19	4,650,000	871,054	5,521,054
09/30/20	5,085,000	728,351	5,813,351
09/30/21	5,550,000	566,854	6,116,854
09/30/22	6,045,000	393,428	6,438,428
09/30/23	6,565,000	204,533	6,769,533
09/30/24	0	0	0
TOTAL	\$46,225,000	\$11,494,086	\$57,719,086

CITY OF GRAND PRAIRIE
GO DEBT

	YEAR	PRINCIPAL	INTEREST	TOTAL
02/15/11				
08/15/11	09/30/11	8,769,749	6,090,703	14,860,452
02/15/12				
08/15/12	09/30/12	9,302,160	5,817,411	15,119,571
02/15/13				
08/15/13	09/30/13	9,368,053	5,471,100	14,839,153
02/15/14				
08/15/14	09/30/14	9,310,055	5,110,537	14,420,592
02/15/15				
08/15/15	09/30/15	9,381,337	4,741,127	14,122,464
02/15/16				
08/15/16	09/30/16	9,555,948	4,361,214	13,917,162
02/15/17				
08/15/17	09/30/17	9,806,269	3,966,609	13,772,878
02/15/18				
08/15/18	09/30/18	9,774,919	3,559,340	13,334,259
02/15/19				
08/15/19	09/30/19	9,894,919	3,148,168	13,043,088
02/15/20				
08/15/20	09/30/20	9,031,174	2,745,205	11,776,379
02/15/21				
08/15/21	09/30/21	8,899,833	2,349,746	11,249,580
02/15/22				
08/15/22	09/30/22	8,541,492	1,958,490	10,499,983
02/15/23				
08/15/23	09/30/23	7,258,152	1,600,327	8,858,479
02/15/24				
08/15/24	09/30/24	7,004,811	1,274,958	8,279,769
02/15/25				
08/15/25	09/30/25	6,005,000	973,892	6,978,892
02/15/26				
08/15/26	09/30/26	5,700,000	700,198	6,400,198
02/15/27				
08/15/27	09/30/27	5,105,000	445,667	5,550,667
02/15/28				
08/15/28	09/30/28	2,395,000	263,707	2,658,707
02/15/29				
08/15/29	09/30/29	2,515,000	137,083	2,652,083
02/15/30				
08/15/30	09/30/30	920,000	49,750	969,750
02/15/31				
	09/30/31	525,000	13,913	538,913
<hr/>				
	TOTAL	\$140,294,123	\$48,688,442	\$188,982,564

CITY OF GRAND PRAIRIE
LAKE PARKS DEBT

YEAR	PRINCIPAL	INTEREST	TOTAL
2/15/11	25,000	7,131	32,131
8/15/11	0	6,631	6,631
2/15/12	25,000	6,631	31,631
8/15/12	0	6,131	6,131
2/15/13	25,000	6,131	31,131
8/15/13	0	5,444	5,444
2/15/14	25,000	5,444	30,444
8/15/14	0	4,756	4,756
2/15/15	30,000	4,756	34,756
8/15/15	0	4,156	4,156
2/15/16	30,000	4,156	34,156
8/15/16	0	3,556	3,556
2/15/17	30,000	3,556	33,556
8/15/17	0	2,956	2,956
2/15/18	30,000	2,956	32,956
8/15/18	0	2,338	2,338
2/15/19	35,000	2,338	37,338
8/15/19	0	1,594	1,594
2/15/20	35,000	1,594	36,594
8/15/20	0	850	850
2/15/21	40,000	850	40,850
TOTAL	\$330,000	\$83,956	\$413,956

CITY OF GRAND PRAIRIE
PARKS VENUE

	YEAR	PRINCIPAL	INTEREST	TOTAL
8/15/2011	9/30/2011	970,000	1,092,554	2,062,554
2/15/2012				
8/15/2012	9/30/2012	1,010,000	1,049,612	2,059,612
2/15/2013				
8/15/2013	9/30/2013	1,235,000	1,004,216	2,239,216
2/15/2014				
8/15/2014	9/30/2014	1,360,000	951,644	2,311,644
2/15/2015				
8/15/2015	9/30/2015	1,425,000	894,948	2,319,948
2/15/2016				
8/15/2016	9/30/2016	1,480,000	837,357	2,317,357
2/15/2017				
8/15/2017	9/30/2017	1,550,000	778,976	2,328,976
2/15/2018				
8/15/2018	9/30/2018	1,615,000	716,984	2,331,984
2/15/2019				
8/15/2019	9/30/2019	1,680,000	652,218	2,332,218
2/15/2020				
8/15/2020	9/30/2020	1,745,000	584,659	2,329,659
2/15/2021				
8/15/2021	9/30/2021	1,830,000	509,995	2,339,995
2/15/2022				
8/15/2022	9/30/2022	1,920,000	431,074	2,351,074
2/15/2023				
8/15/2023	9/30/2023	2,005,000	351,518	2,356,518
2/15/2024				
8/15/2024	9/30/2024	2,100,000	264,804	2,364,804
2/15/2025				
8/15/2025	9/30/2025	2,195,000	174,203	2,369,203
2/15/2026				
8/15/2026	9/30/2026	2,215,000	84,435	2,299,435
2/15/2027				
8/15/2027	9/30/2027	935,000	19,685	954,685
2/15/2028				
8/15/2028				
2/15/2029				
8/15/2029				
TOTAL		\$27,270,000	\$10,398,882	\$37,668,882

CITY OF GRAND PRAIRIE
WATER WASTEWATER REVENUE BONDS

	YEAR	PRINCIPAL	INTEREST	TOTAL
01/01/11				
07/01/11	09/30/11	3,940,000	2,580,747	6,520,747
01/01/12				
07/01/12	09/30/12	3,880,000	2,393,731	6,273,731
01/01/13				
07/01/13	09/30/13	4,015,000	2,260,656	6,275,656
01/01/14				
07/01/14	09/30/14	3,845,000	2,122,220	5,967,220
01/01/15				
07/01/15	09/30/15	3,905,000	1,983,025	5,888,025
01/01/16				
07/01/16	09/30/16	3,690,000	1,844,829	5,534,829
01/01/17				
07/01/17	09/30/17	3,830,000	1,705,635	5,535,635
01/01/18				
07/01/18	09/30/18	3,995,000	1,557,074	5,552,074
01/01/19				
07/01/19	09/30/19	4,160,000	1,398,348	5,558,348
01/01/20				
07/01/20	09/30/20	4,050,000	1,233,386	5,283,386
01/01/21				
07/01/21	09/30/21	4,225,000	1,062,478	5,287,478
01/01/22				
07/15/22	09/30/22	4,415,000	880,709	5,295,709
01/15/23				
07/15/23	09/30/23	4,075,000	699,259	4,774,259
01/15/24				
07/15/24	09/29/24	4,130,000	522,234	4,652,234
01/15/25				
07/15/25	09/29/25	3,590,000	355,160	3,945,160
01/15/26				
07/15/26	09/30/26	2,575,000	221,466	2,796,466
01/15/27				
07/15/27	10/01/27	2,290,000	115,580	2,405,580
01/15/28				
07/15/28	10/01/28	675,000	51,795	726,795
01/15/29				
	10/02/29	705,000	23,134	728,134
	10/03/30	325,000	4,204	329,204
TOTAL		\$62,375,000	\$20,434,921	\$82,809,921

**CITY OF GRAND PRAIRIE
FINANCIAL MANAGEMENT POLICIES
September 20, 2011**

Prepared by the Finance Department

FINANCIAL MANAGEMENT POLICIES

Table of Contents

	<u>Page No.</u>
I. Purpose Statement	5
II. Accounting, Auditing and Financial Reporting	5
A. Accounting	
B. Funds	
C. External Auditing	
D. External Auditors Responsible to City Council	
E. External Auditors Rotation	
F. Internal Auditing	
G. External Financial Reporting	
H. Internal Financial Reporting	
III. Internal Controls	6
A. Written Procedures	
B. Internal Audit	
C. Department Managers Responsible	
IV. Operating Budget	7
A. Preparation	
B. Balanced Budgets	
C. Planning	
D. Reporting	
E. Control	
F. Performance Measures and Productivity Indicators	
V. Capital Budget and Program	8
A. Preparation	
B. Control	
C. Program Planning	
D. Alternate Resources	
E. Debt Financing	
F. Capital and Lending Reserve Fund	
G. Street Maintenance	
H. Water/Wastewater Main Rehabilitation and Replacement	
I. General Government Capital Reserve	
J. Water and Wastewater Capital Reserve	
K. Reporting	

Table of Contents (cont.)

Page No.

VI. Revenue Management

10

- A. Simplicity
- B. Certainty
- C. Equity
- D. Administration
- E. Revenue Adequacy
- F. Cost/Benefit of Abatement
- G. Diversification and Stability
- H. Non-recurring Revenues
- I. Property Tax Revenues
- J. Park and Recreation Venue Sales Tax Revenue
- K. Employee Insurance Fund
- L. User-Based Fees
- M. Impact Fees
- N. In-Lieu-of-Property Tax
- O. General and Administrative Charges
- P. Utility Rates
- Q. Interest Income
- R. Revenue Monitoring
- S. Sales Tax Revenue

VII. Expenditure Control

12

- A. Appropriations
- B. Vacancy Savings and Contingency Account
- C. Contingency Account Expenditures
- D. Central Control
- E. Purchasing
- F. Professional Services
- G. Prompt Payment
- H. Equipment Financing
- I. Information Technology

VIII. Asset Management

14

- A. Investments
- B. Cash Management
- C. Investment Performance
- D. Fixed Assets and Inventory

Table of Contents (cont.)

	<u>Page No.</u>
IX. Financial Condition and Reserves	14
A. No Operating Deficits	
B. Interfund Loans	
C. Operating Reserves	
D. Risk Management Reserves	
E. Loss Financing	
F. Enterprise Fund Self-Sufficiency	
G. Landfill Reserve	
H. Cemetery Care and Maintenance	
I. Cemetery Prepaid Service Fee Escrow	
J. Water/Wastewater Rate Stabilization Fund	
X. Debt Management	18
A. General	
B. Self Supporting-Debt	
C. Analysis of Financing Alternatives	
D. Voter Authorization	
XI. Staffing and Training	19
A. Adequate Staffing	
B. Training	
C. Awards, Credentials	
XII. Grants Financial Management	19
A. Grant Solicitation	
B. Responsibility	
C. Section 8 Operating Reserves	
D. CDBG Programs	
XIII. Annual Review & Reporting	20

I. PURPOSE STATEMENT

These policies are developed by the City Manager to guide the Finance Director, Management Services Director, Budget Director and staff in financial matters. The overriding goal of the Financial Management Policies is to enable the City to achieve a long-term stable and positive financial condition while conducting its operations consistent with the Council—Manager form of government established in the City Charter. The watchwords of the City's financial management include integrity, prudent stewardship, planning, accountability, and full disclosure.

The purpose of the Financial Management Policies is to provide guidelines for the financial management staff in planning and directing the City's day-to-day financial affairs, and in developing recommendations to the City Manager.

The scope of the policies spans accounting, auditing, financial reporting, internal controls, operating and capital budgeting, revenue management, cash management, expenditure control, and debt management.

II. ACCOUNTING, AUDITING, AND FINANCIAL REPORTING

A. ACCOUNTING - The City's Accounting Manager is responsible for establishing the chart of accounts, and for properly recording financial transactions.

B. FUNDS - Self balancing groups of accounts are used to account for City financial transactions in accordance with generally accepted accounting principles. Each fund is created for a specific purpose except for the General Fund, which is used to account for all transactions not accounted for in other funds. Funds are created and fund names are changed by City Council approval either through resolution during the year or in the City Council's approval of the annual operating or capital budget ordinances.

C. EXTERNAL AUDITING - The City will be audited annually by outside independent auditors. The auditors must be a CPA firm of national reputation, and must demonstrate that they have the breadth and depth of staff to conduct the City's audit in accordance with generally accepted auditing standards, generally accepted government auditing standards, and contractual requirements. The auditors' report on the City's financial statements including federal grants single audit will be completed within 120 days of the City's fiscal year end, and the auditors' management letter will be presented to the City staff within 150 days after the City's fiscal year end. An interim management letter will be issued prior to this date if any materially significant internal control weaknesses are discovered. The City staff and auditors will jointly review the management letter with the City Council Finance and Government Committee and City Council within 60 days of its receipt by the staff.

D. EXTERNAL AUDITORS RESPONSIBLE TO CITY COUNCIL - The external auditors are accountable to the City Council and will have access to direct communication with the City Council if the City staff is

unresponsive to auditor recommendations or if the auditors consider such communication necessary to fulfill their legal and professional responsibilities.

The City Council Finance and Government Committee will conduct at least one closed session annually with the auditors present without the presence of City staff. Such meeting shall be conducted in accordance with the Open Meetings Act.

E. EXTERNAL AUDITOR ROTATION - The City will not require external auditor rotation, but will circulate requests for proposal for audit services periodically, normally at five year intervals.

F. INTERNAL AUDITING - The City Manager established an internal audit function February 1, 1989. The Management Services Director, who is responsible for internal audit, reports to the City Manager's office. The annual work plan for the internal auditor includes compliance test work and performance auditing along with designated special projects. The internal audit work plan is approved by the City Manager's office and reviewed annually by the Council Finance and Government Committee.

G. EXTERNAL FINANCIAL REPORTING - The City will prepare and publish a comprehensive annual financial report (CAFR). The CAFR will be prepared in accordance with generally accepted accounting principles, and will be presented annually to the Government Finance Officers Association (GFOA) for evaluation and awarding of the Certification of Achievement for Excellence in Financial Reporting. The CAFR will be published and presented to the City Council within 120 days after the end of the fiscal year. City staffing limitations may preclude such timely reporting. In such case, the finance director will inform the City Manager and the City Manager will inform the City Council of the delay and the reasons therefore.

H. INTERNAL FINANCIAL REPORTING - The Finance and Budget and Research departments will prepare internal financial reports sufficient for management to plan, monitor, and control the City's financial affairs. Internal financial reporting objectives are addressed throughout the policies.

III. INTERNAL CONTROLS -

A. WRITTEN PROCEDURES - The Finance Director and Management Services Director are responsible for developing City-wide written guidelines on accounting, cash handling, and other financial matters which will be approved by the City Manager.

The Finance department will assist department managers as needed in tailoring these guidelines into detailed written procedures to fit each department's requirements.

B. INTERNAL AUDIT - Internal Audit will conduct reviews of the departments to determine if the departments are following the written guidelines as they apply to the departments. Internal Audit will also review the written guidelines on accounting, cash handling and other financial matters. Based on these reviews Internal Audit will recommend internal control improvements as needed.

C. DEPARTMENT MANAGERS' RESPONSIBILITY - Each department manager is responsible to the City Manager to ensure that good internal controls are followed throughout his or her department, that all guidelines on accounting and internal controls are implemented, and that all independent and internal auditor internal control recommendations are addressed.

IV. OPERATING BUDGET

A. PREPARATION - The City's "operating budget" is the City's annual financial operating plan. The budgetary basis of accounting will be GAAP, which is the same basis used to prepare the Comprehensive Annual Financial Report. This method incorporates accruals for expenditures and revenues at year end into the budget document. These accruals represent the actual amounts of revenues/receivables and expenditures/payables that are earned or incurred in the budget year but processed afterwards. It consists of governmental and proprietary funds, including the general obligation Debt Service Fund, but excluding capital projects funds. The budget is prepared by Budget and Research with the cooperation of all City departments, and is submitted to the City Manager who makes any necessary changes and transmits the document to the City Council. The budget should be presented to the City Council no later than six weeks prior to fiscal year end, and should be enacted by the City Council prior to fiscal year end. The operating budget may be submitted to the GFOA annually for evaluation and awarding of the Award for Distinguished Budget Presentation.

B. BALANCED BUDGETS - The operating budgets will be balanced, with current revenues, exclusive of beginning resources, greater than or equal to current expenditures/expenses.

C. PLANNING - The budget process will be coordinated so as to identify major policy issues for City Council consideration several months prior to the budget approval date.

D. REPORTING - Periodic financial reports will be prepared to enable the department managers to manage their budgets and to enable the Budget Manager to monitor and control the budget as authorized by the City Manager. Summary financial reports will be presented to the City Council each quarter within five weeks after the end of each quarter. Such reports will include current year revenue and expenditure projections.

E. CONTROL - Operating Expenditure Control is addressed in another section of the Policies.

F. PERFORMANCE MEASURES AND PRODUCTIVITY INDICATORS - Where appropriate, performance measures and productivity indicators will be used as guidelines and reviewed for efficiency and effectiveness. This information will be included in the annual budgeting process and reported to the City Council at least quarterly.

V. CAPITAL BUDGET AND PROGRAM

A. PREPARATION - The City's capital budget will include all capital projects funds and all capital resources. The budget will be prepared annually on a fiscal year basis and adopted by ordinance. The capital budget will be prepared by the Budget and Research Department with the involvement of all required City departments.

B. CONTROL - All capital project expenditures must be appropriated in the capital budget. The Budget Office must certify the availability of resources so an appropriation can be made before a capital project contract is presented by the City Manager to the City Council for approval.

C. PROGRAM PLANNING - The capital budget will include capital improvements program plans for future years. The planning time frame should normally be at least five years. The replacement and maintenance for capital items should also be projected for the next 5 years. Future maintenance and operations will be fully costed, so that these costs can be considered in the operating budget.

D. ALTERNATE RESOURCES - Where applicable, assessments, impact fees, or other user-based fees should be used to fund capital projects which have a primary benefit to certain property owners.

E. DEBT FINANCING - Recognizing that debt is usually a more expensive financing method, alternative financing sources will be explored before debt is issued. When debt is issued, it will be used to acquire major assets with expected lives which equal or exceed the average life of the debt issue. The exceptions to this requirement are the traditional costs of marketing and issuing the debt, capitalized labor for design and construction of capital projects, and small component parts which are attached to major equipment purchases.

F. CAPITAL AND LENDING RESERVE FUND

A fund is hereby established, to be maintained by the finance department and separately maintained from other funds, to be designated the capital and lending reserve fund. The fund shall be accounted for as a one-time capital and lending reserve fund. There are no set contributions to the fund. However, funds may be added at any time with the recommendation by the city manager's Office (CMO), the F&G Committee and City Council approval. All

interest earnings and/or other proceeds from investment of the fund shall be returned to said fund.

Expenditures from the Capital and Lending Reserve Fund- Disbursements from the funds will be authorized by City Council action following recommendations by the CMO and the Finance and Government Committee. A plan to replenish the fund over a reasonable time frame will be included in this authorization. There may be one-time uses that will not be repaid.

G. STREET MAINTENANCE - The City recognizes that deferred street maintenance increases future capital costs by an estimated 5 to 10 times. Therefore, a portion of the General Fund budget will be set aside each year to maintain the quality of streets. The amount will be established annually so that repairs will be made amounting to a designated percentage of the value of the streets.

H. WATER/WASTEWATER MAIN REHABILITATION AND REPLACEMENT - The City recognizes that deferred water/wastewater main rehabilitation and replacement increases future costs due to loss of potable water from water mains and inflow and infiltration into wastewater mains. Therefore, to ensure that the rehabilitation and replacement program is adequately funded, the City's goal will be to dedicate an amount equal to at least 1% of the undepreciated value of infrastructure annually to provide for a water and wastewater main repair and replacement program.

I. GENERAL GOVERNMENT CAPITAL RESERVE - A reserve will be maintained for general governmental capital projects. The reserve will be funded with operating surpluses, interest earnings and payments-in-lieu-of-taxes. The reserve will be used for temporary loans to other capital funds, for major capital outlay and for unplanned projects. As soon as practicable after each fiscal year end when annual operating results are known, any General Fund operating surplus in excess of budget which is not required to meet ending resources requirements may be transferred to the reserve with the approval of the City Council.

The reserve will be used for temporary loans to other capital funds, for street maintenance, for major capital outlay and for unplanned projects.

J. WATER AND WASTEWATER CAPITAL RESERVE - A reserve will be maintained for water and wastewater capital projects. The reserve will be funded with operating surpluses, interest earnings and transfers in from water and wastewater operations equal to at least 1% of the undepreciated value of infrastructure. As soon as practicable after each fiscal year end when annual operating results are known, any Water/Wastewater Fund operating surplus in excess of budget which is not required to meet ending resources requirements may be transferred to the reserve with the approval of the City Council. The reserve will be used for temporary loans to other capital funds, for water/wastewater main rehabilitation and

replacement, for major capital outlay and for unplanned projects.

K. REPORTING - Periodic financial reports will be prepared to enable the department managers to manage their capital budgets and to enable the Budget Office to monitor the capital budget as authorized by the City Manager. Summary capital projects status reports will be presented to the City Council quarterly beginning in June, 1989.

VI. REVENUE MANAGEMENT

A. SIMPLICITY - The City will strive to keep the revenue system simple which will result in a decrease of compliance costs for the taxpayer or service recipient and a corresponding decrease in avoidance to pay. The City will avoid nuisance taxes, fees, or charges as revenue sources.

B. CERTAINTY - An understanding of the revenue source increases the reliability of the revenue system. The City will try to understand its revenue sources, and enact consistent collection policies so that assurances can be provided that the revenue base will materialize according to budgets and plans.

C. EQUITY - The City will strive to maintain equity in the revenue system structure. That is, the City will seek to minimize or eliminate all forms for subsidization between entities, funds, services, utilities, and customers. However, it is recognized that public policy decisions may lead to subsidies in certain circumstances, e.g., senior citizen property tax exemptions or partial property tax abatement.

D. ADMINISTRATION - The benefits of a revenue will exceed the cost of producing the revenue. The cost of collection will be reviewed annually for cost effectiveness as a part of the indirect cost, and cost of services analysis. Where appropriate, the City will use the administrative processes of State or Federal collection agencies in order to reduce administrative costs.

E. REVENUE ADEQUACY - The City will require that there be a balance in the revenue system. That is, the revenue base will have the characteristic of fairness and neutrality as it applies to cost of service, willingness to pay, and ability to pay.

F. COST/BENEFIT OF ABATEMENT - The City will use due caution in the analysis of any tax, fee, or water and wastewater incentives that are used to encourage development. Ideally, a cost/benefit (fiscal impact) analysis will be performed as a part of such analysis.

G. DIVERSIFICATION AND STABILITY - In order to protect the government from fluctuations in a revenue source due to fluctuations in the economy, and variations in weather, (in the case of water and wastewater), a diversified revenue system will be maintained.

H. NON-RECURRING REVENUES - One-time revenues will not be used for ongoing operations. Non-recurring revenues will be used only for non-recurring expenditures. Care will be taken not to use these revenues for budget balancing purposes.

I. PROPERTY TAX REVENUES - Property shall be assessed at 100% of the fair market value as appraised by the Dallas Central Appraisal District. Reappraisal and reassessment shall be done regularly as required by State law. A 97% collection rate will serve as a minimum for tax collections, with a delinquency rate of 3% or less.

The 97% rate is calculated by dividing total current year tax collections for a fiscal year by the total tax levy for the fiscal year.

All delinquent taxes will be aggressively pursued, with delinquents greater than 150 days being turned over to the City Attorney or a private attorney, and a penalty assessed to compensate the attorney as allowed by state law, and in accordance with the attorney's contract. Annual performance criteria will be developed for the attorney.

J. PARKS AND RECREATION VENUE SALES TAX REVENUE – Parks and Recreation Venue sales tax revenue shall supplement but not supplant the funding for the Parks and Recreation System which was in place prior to 2000. No more than 40% of Parks and Recreation Venue sales tax revenue may be used for operations. At least 60% of the revenue will be dedicated to capital expenditures and debt service for Parks and Recreation System improvements and for associated reserves.

K. EMPLOYEE INSURANCE FUND – Since a portion of the revenue in the Employee Insurance Fund was deducted from employee paychecks for the specific purpose of providing health and life insurance coverage, no funds shall ever be transferred out of this fund to be used for any other purpose.

L. USER-BASED FEES - For services associated with a user fee or charge, the direct and indirect costs of that service will be offset by a fee where possible. There will be an annual review of fees and charges to ensure that fees provide adequate coverage of costs of services. User charges may be classified as “full cost recovery”, “partial cost recovery”, and “minimal cost recovery”, based upon City Council policy.

M. IMPACT FEES - Impact fees will be imposed for water, wastewater, and transportation in accordance with the requirements of state law. The staff working with the Impact Fee Advisory Committee (Planning and Zoning Commission) shall prepare a semi-annual report on the capital improvement plans and fees. Additionally, the impact fees will be re-evaluated at least every three years as required by law.

N. IN-LIEU-OF PROPERTY TAX - The in-lieu-of-property-tax paid by the Water/Wastewater and Solid Waste funds will be dedicated solely to street maintenance and improvements.

O. GENERAL AND ADMINISTRATIVE CHARGES - A method will be maintained whereby the General Fund can impose a charge to the enterprise funds for general and administrative services (indirect costs) performed on the enterprise funds' behalf. The details will be documented in the annual indirect cost study.

P. UTILITY RATES - The City will review utility rates annually and, if necessary, adopt new rates that will generate revenues required to fully cover operating expenditures, meet the legal restrictions of all applicable bond covenants, and provide for an adequate level of working capital needs. This policy does not preclude drawing down cash balance to finance current operations. However, it is best that any extra cash balance be used instead to finance capital projects.

Q. INTEREST INCOME - Interest earned from investment of available monies, whether pooled or not, will be distributed to the funds in accordance with the operating and capital budgets which, wherever possible, will be in accordance with the equity balance of the fund from which monies were provided to be invested.

R. REVENUE MONITORING - Revenues actually received will be regularly compared to budgeted revenues and variances will be investigated. This process will be summarized in the appropriate budget report.

S. SALES TAX REVENUE - The State Comptrollers Office collects, administers and disburses this revenue each month. The Budget & Research Office monitors and reports this activity reflecting Economic Development Agreements, state audit adjustments and refunds made to the gross collections. These adjustments are prorated back to the other sales taxing entities (Crime Control & Prevention District, Park Venue, Streets, etc.) that currently exist and have not been dissolved. The General fund may absorb any adjustment variances among the sales tax entities that may result due to dissolutions.

VII. EXPENDITURE CONTROL

A. APPROPRIATIONS - Appropriations are budgeted at the fund level. If budget amendments (increase in appropriations) are necessary they must be approved by the City Council. Budget adjustments (transfers between line items within the fund) are allowed as long as the adjustments do not exceed the total budgeted appropriations for the fund. Budget adjustments are outlined in Administrative Directive 5, "Budget Appropriations, Transfers, and Control."

B. VACANCY SAVINGS AND CONTINGENCY ACCOUNT - The General Fund Contingency Account will be budgeted at a minimal amount

(\$50,000). The contingency account balance for expenditures will be increased quarterly by the amount of available vacancy savings. Procedures for authorization of contingency account expenditures from all operating funds are outlined in Administrative Directive 5, "Budget Appropriations, Transfers, and Control."

C. CONTINGENCY ACCOUNT EXPENDITURES - The City Council must approve all contingency account expenditures of \$50,000 or more, as discussed under Purchasing. While no approval is required, the City Council will be informed of all contingency account expenditures of \$5,000 or more by memorandum in the Administrative Report. The Budget Office is responsible for submitting this memorandum to the City Manager based on information submitted by the spending department.

D. CENTRAL CONTROL - Significant vacancy (salary) and capital budgetary savings in any department will be centrally controlled in accordance with Administrative Directive No. 5 and may not be spent by the department without City Manager authorization.

E. PURCHASING - All purchases shall be in accordance with the City's purchasing policies as defined in the Purchasing Manual.

F. PROFESSIONAL SERVICES - Professional Services Contracts consist of the following services: Certified Public Accountant, Architect, Physician, Optometrist, Surgeon, Surveyor, Engineer, Lawyer, Insurance Broker or Consultant, Construction Manager, Financial Advisors, Artist, Appraisers, Teachers, Landscape Architectural and Geoscientific. Professional services will generally be processed through a request for proposals process, except for smaller contracts. The City Manager may execute any professional services contract except for insurance less than \$50,000 provided there is an appropriation for such contract. While City Council approval of other contracts less than \$50,000 is not required, the Budget Office will inform the City Manager who will then inform the City Council by memorandum in the Administrative Report whenever a professional services contract of \$5,000 or more is approved.

G. PROMPT PAYMENT - All invoices will be paid within 30 days of receipt in accordance with the prompt payment requirements of State law. Procedures will be used to take advantage of all purchase discounts where considered cost effective. However, payments will also be reasonably delayed in order to maximize the City's investable cash, where such delay does not violate the agreed upon payment terms.

H. EQUIPMENT FINANCING - Equipment may be financed when the unit purchase price is \$30,000 or more and the useful life is at least four years. General Fund equipment financing and equipment for the Parks

and Recreation programs that were funded in the General Fund prior to fiscal year 2000 will be accounted for in the Equipment Acquisition Fund, along with related professional services costs including long range plans and studies.

I. INFORMATION TECHNOLOGY –

Certain information technology acquisitions will be centrally funded from the Information Technology Fund. Acquisitions from this fund may include all related professional services costs for researching and/or implementing an information technology project. Lease cost is also an eligible expense.

Items to be paid for in other funds include: The cost of repair and maintenance, supplies and replacement parts; acquisition of radios, telephones and pagers; on-going personnel costs; and, items acquired for a new position which will be budgeted with the position.

Annual funding of between \$250,000 and \$500,000 for replacements and between \$250,000 and \$500,000 for new technology will be provided through transfers from the major operating funds (General Fund, Water Wastewater Fund, Solid Waste Fund and Parks and Recreation Venue Fund) based on the relative amount of their budgeted ending resources.

Additional funding above the base amount may be provided for major projects with available one-time sources including debt proceeds.

VIII. ASSET MANAGEMENT

- A. INVESTMENTS** - The City's investment practices will be conducted in accordance with the City Council approved Investment Policies.
- B. CASH MANAGEMENT** - The City's cash flow will be managed to maximize the cash available to invest.
- C. INVESTMENT PERFORMANCE** - A quarterly report on investment performance will be provided by the Finance Director to the City Manager for presentation to the City Council.
- D. FIXED ASSETS AND INVENTORY** - These assets will be reasonably safeguarded and properly accounted for, and prudently insured.

IX. FINANCIAL CONDITION AND RESERVES

- A. NO OPERATING DEFICITS** - Current expenditures will be paid with current revenues. Deferrals, short-term loans, or one-time sources will be avoided as budget balancing techniques. Reserves will be used only for emergencies or non-recurring expenditures, except when balances can be reduced because their levels exceed guideline minimums.

B. INTERFUND LOANS - Non-routine interfund loans shall be made only in emergencies where other temporary sources of working capital are not available and with the approval of the City Council. At the time an interfund loan is considered, a plan to repay it prior to fiscal year end shall also be considered. A fund will only lend money that it will not need to spend for the next 365 days. A loan may be made from a fund only if the fund has ending resources in excess of the minimum requirement for the fund. Loans will not be made from the City's enterprise funds (Water/Wastewater, Solid Waste, etc.) except for projects related to the purpose of the fund. Total interfund loans outstanding from a fund shall not exceed 15% of the target fund balance for the fund. If any interfund loan is to be repaid from the proceeds of a future debt issue, a proper reimbursement resolution will be approved at the time the loan is authorized.

C. OPERATING RESERVES – A key element of the financial stability of the City is to establish guidelines for fund balance. Unassigned fund balance is an important measure of economic stability. It is essential that the City maintain adequate levels of unassigned fund balance to mitigate financial risk that can occur from unforeseen revenue fluctuations, unanticipated expenditures and similar circumstances. Fund balance also provides cash flow liquidity for the City's general questions.

Definitions:

Fund Equity is generally the difference between its assets and liabilities; and, Fund Balance is an accounting distinction made between the portions of fund equity that are spendable and non-spendable. These are broken up into five categories:

- (1) Non-Spendable includes amounts that are not in a spendable form or are required to be maintained intact, for example Inventory or permanent funds.
- (2) Restricted includes amounts that can be spent only for specific purposes either constitutionally or through enabling legislation (e.g., grants and child safety fees).
- (3) Committed includes amounts that can be used only for the specific purposes determined by a formal action of the government's highest level of decision-making authority. Commitments may be changed or lifted only by the government taking the same formal action that imposed the constraint originally.
- (4) Assigned comprises amounts intended to be used by the government for specific purposes. Intent can be expressed by the governing body or by an official or body to which the governing body delegates the authority. In governmental funds, other than the general fund, assigned fund balance represents the amount that is not restricted or committed. This indicates that resources in other governmental funds are, at a minimum, intended to be used for the purpose of that fund.
- (5) Unassigned is the residual classification of the general fund and includes all amounts not contained in other classifications. Unassigned amounts are technically available for any purpose.

The City Council is the highest level of decision-making authority and the formal action

that is required to be taken to establish, modify or rescind a fund balance commitment is a resolution approved by the Council. The resolution must either be approved or rescinded, as applicable, prior to the last day of the fiscal year for which the commitment is made. The amount subject to the constraint may be determined in the subsequent period.

Assigned Fund Balance – The City Council has authorized the City’s City Manager as the official authorized to assign fund balance to a specific purpose as approved by the fund balance policy.

Minimum Unassigned Fund Balance - Failure to meet these standards will be disclosed to the City Council as soon as the situation is recognized and a plan to replenish the ending resources over a reasonable time frame shall be adopted.

(1) The General fund unassigned fund balance will be maintained at a level between 50 and 60 days expenditures. The annual budget shall target the mid-point of the range.

(2) The combined ending resources of the Water/Wastewater Fund and Water/Wastewater Rate Stabilization Trust Fund shall be maintained at a level between 80 and 100 days expenditures. The annual budget shall target the mid-point of the range.

(3) The ending resources of the Parks and Recreation Venue Fund will be maintained at a level between 80 and 100 days of budgeted Parks and Recreation Venue Sales Tax revenue. The annual budget shall target the mid-point of the range.

(4) The Pooled Investment Fund resources balance should be maintained at a level equal to .50% times the value of the investment portfolio.

(5) All other enterprise funds plus the Risk Management Fund and Employee Insurance Fund should be maintained at a level equivalent to 45 days expenditures.

Order of Expenditure of Funds – When multiple categories of fund balance are available for expenditure, the City will start with the most restricted category and spend those funds first before moving down to the next category with available funds.

D. RISK MANAGEMENT RESERVES - The City will aggressively pursue every opportunity to provide for the public’s and City employees’ safety and to manage its risks.

Property, Liability, Workers Comp Reserves – Cash Reserves of no less than 85% of the actuarially determined incurred but not reported (IBNR) costs shall be maintained in the Risk Management Fund.

Employee Insurance Reserves – Cash Reserves of no less than 100% of actuarially determined incurred but not reported (IBNR) costs shall be maintained in the Employee Insurance Fund.

E. LOSS FINANCING - All reasonable options will be investigated to finance losses. Such options may include risk transfer, insurance, and risk retention. Where risk is retained, reserves will be established

based on a calculation of incurred but not reported (IBNR) claims and actuarial determinations. Such reserves will not be used for any purpose other than for financing losses.

- F. ENTERPRISE FUND SELF-SUFFICIENCY** - The City's enterprise funds' resources will be sufficient to fund operating and capital expenditures. The enterprise funds will pay (where applicable) their fair share of general and administrative expenses, in-lieu-of-property taxes and/or franchise fees. If an enterprise fund is temporarily unable to pay all expenses, then the City Council may waive general and administrative expenses, in-lieu-of-property taxes and/or franchise fees until the fund is able to pay them. The City Council may pay out-of-pocket expenses that a fund is temporarily unable to pay with interfund loans, to be repaid at a future date.
- G. LANDFILL RESERVES** – A series of cash reserves will be funded to help ensure stable customer rates and long term financial security for the City's landfill. The amounts required will be reviewed no less frequently than every second year.

Liner Reserve – An amount will be set aside from operations annually so that sufficient funds have accumulated to pay for the next liner when required. The amount set aside will be based on the average annual amount actually paid for liners over the most recent three year period, modified for known scope changes, if any, anticipated in the next liner project.

Equipment Replacement – An amount will be set aside from operations annually approximately equal to the average annual depreciation cost of all landfill equipment, based on estimated replacement cost less salvage value.

Closure/Post Closure – The reserve required according to Generally Acceptable Accounting Principles (GASB Statement No.18) will be accumulated over time through annual contributions from operations so that sufficient funds are on hand at the end of the life of the landfill to pay closure/post closure costs.

Landfill Replacement – The City's goal will be to fund the amount estimated to be required to provide a replacement solid waste disposal facility by the end of the life of the landfill through annual contributions from operations. The amount funded will be based on the average of the cost of two or more replacement alternatives as estimated by Public Works.

Capital Projects/Emergency Reserve – An amount approximately equal to the average annual amount required for miscellaneous capital improvements at the landfill will be provided annually from operations. Additionally, approximately one year's average annual amount will be retained in the fund to provide for miscellaneous, moderate emergencies.

H. CEMETERY CARE AND MAINTENANCE FUND – In accordance with Section 713.002 of the Health and Safety Code, the City shall contribute 15% of every sale of burial rights (including graves, lawn crypts, and mausoleum crypts and columbaria niches) within the cemetery to the Cemetery and Maintenance Care Fund. The principal amount contributed to the fund will be non-expendable. Interest earned on the fund balance shall be used for the care and preservation of cemetery grounds.

I. CEMETERY PREPAID SERVICE FEE ESCROW – The Parks and Recreation Department is authorized to collect prepaid burial service fees from patrons of the cemetery. When collected, such fees will be deposited into the Cemetery Prepaid Service Fee Escrow account and a separate record of each patron's deposit will be maintained by the Parks and Recreation Department. Upon delivery of the burial service to the patron, the amount on deposit will be transferred into the Cemetery Fund as revenue. Any interest earned on the Prepaid Service Fee Escrow account balance will be revenue to the Cemetery Fund. In the event the burial service is not delivered, the Parks and Recreation Department may refund the original amount paid without interest.

J. WATER/WASTEWATER RATE STABILIZATION FUND – A Water/Wastewater Rate Stabilization Fund shall be established by ordinance as a trust fund and maintained separately from other funds. Its purpose will be to protect rate payers from excessive utility rate volatility. It may not be used for any other purpose. It will be funded with surplus revenues of the Water/Wastewater Fund and interest earnings. The City's goal will be to maintain the Funds' assets at between 7.5% and 10% of budgeted operating expenditures.

X. DEBT MANAGEMENT

A. GENERAL - The City's borrowing practices will be conducted in accordance with the City Manager approved Debt Management Policies.

B. SELF-SUPPORTING DEBT - When appropriate, self-supporting revenues will pay debt service in lieu of tax revenues.

C. ANALYSIS OF FINANCING ALTERNATIVES - The City will explore all financing alternatives in addition to long-term debt including leasing, grants and other aid, developer contributions, impact fees, and use of reserves or current monies.

D. VOTER AUTHORIZATION - The City shall obtain voter authorization before issuing General Obligation Bonds as required by law. Voter authorization is not required for the issuance of Revenue Bonds. However, the City may elect to obtain voter authorization for Revenue Bonds.

XI. STAFFING AND TRAINING

- A. ADEQUATE STAFFING** - Staffing levels will be adequate for the fiscal functions of the City to function effectively. Overtime shall be used only to address temporary or seasonal demands that require excessive hours. Workload shedding alternatives will be explored before adding staff.
- B. TRAINING** - The City will support the continuing education efforts of all financial staff including the investment in time and materials for maintaining a current perspective concerning financial issues. Staff will be held accountable for communicating, teaching, and sharing with other staff members all information and training materials acquired from seminars, conferences, and related education efforts.
- C. AWARDS, CREDENTIALS** - The City will support efforts and involvements which result in meeting standards and receiving exemplary recitations on behalf of any of the City's fiscal policies, practices, processes, products, or personnel. Staff certifications may include Certified Public Accountant, Certified Management Accountant, Certified Internal Auditor, Certified Payroll Professional, Certified Government Finance Officer, Professional Public Buyer, and Certified Cash Manager, and others as approved by the City Manager upon recommendation of the finance director.

XII. GRANTS FINANCIAL MANAGEMENT

- A. GRANT SOLICITATION** - The City will stay informed about available grants and will apply for any which would be cost beneficial and meet the City's objectives.
- B. RESPONSIBILITY** - Departments will oversee the day to day operations of grant programs, will monitor performance and compliance, and will also keep Finance department contacts informed of significant grant-related plans and activities. Departments will also report re-estimated annual revenues and expenses to the Finance Department after the second quarter of each year. Finance department staff members will serve as liaisons with grantor financial management personnel, will prepare invoices, and will keep the books of account for all grants. Finance Department staff will also prepare and distribute quarterly grant status reports.

C. SECTION 8 OPERATING RESERVES - Section 8 reserves shall only be used for housing related expenditures in compliance with Department of Housing and Urban Development (HUD) regulations.

A minimum threshold reserve of \$250,000 shall be maintained for Section 8 purposes to provide funding for future administrative and housing assistance payments in case funding from HUD is not sufficient. Such an insufficiency might become the responsibility of the City should unforeseen market or economic conditions, changes in HUD policy or human error result in a Section 8 deficit.

In addition to the minimum reserve, a contingency account of up to \$50,000 may be established annually which may, with the approval of the City Manager or, if appropriate, the City Council, be used for unforeseen, unbudgeted housing-related items.

Amounts in excess of the \$250,000 minimum reserve and contingency account may be used for housing-related projects implemented by the Housing and Community Development Department (HCD) and approved by the City Council.

Funds may be temporarily loaned from the \$250,000 minimum threshold reserve to finance housing-related projects if, in the judgment of the HCD Director and the City Council, the funds will not be required in the near future to cover a Section 8 deficit. At the time such a loan is approved, a repayment plan must also be approved.

D. CDBG PROGRAMS - City Council approval shall be required to add to any new activity after adoption of the final budget. If the project cost of the new activity will be greater than 10% of the total budget, the addition shall be submitted to HUD for approval.

XIII. ANNUAL REVIEW & REPORTING

A. These Policies will be reviewed administratively by the City Manager at least annually, prior to preparation of the operating budget and will be presented to the City Council for confirmation of any significant changes.

B. The Finance Director will report annually to the Finance and Government Committee on compliance with these policies.

The Budget Process

Budget Preparation

The budget preparation process begins in February when departments (in conjunction with the Budget Office) project current year revenues and expenditures, as well as, propose the following year's revenues and expenditures. A Budget Review meeting is held in May for all staff members. A Budget Instruction Manual is distributed to new staff members so they are able to complete their budget accurately.

The budget process is comprised of three elements: (1) continuation level/target budget (expenditures), (2) budget assessment - improvements, and (3) budget assessment - reductions.

1. Continuation Level/Target Budget

The continuation level budget (expenditures) is a target budget. Each department's continuation level budget (expenditures) is based upon a target number they cannot exceed. The Fund's continuation level/target budget (expenditures) will not exceed revenue dollars. No additional improvements such as personnel, furniture/equipment and/or other services are included in the continuation level budget (expenditure).

2. Budget Assessment - Improvements

The second element of the budget process is an assessment and inclusion of department service improvement requests. Service improvements are additional staff, e.g. the addition of five Police Officers and their associated costs, e.g. supplies, equipment, vehicles. Service improvements also include new equipment not currently utilized.

3. Budget Assessment – Reductions

The last element in the budget preparation process is an assessment and inclusion of department service reductions. Service reductions are reviewed annually to assess whether current services can be streamlined or eliminated. Examples of historical service reductions are the elimination of services provided by other entities, and position reductions.

Once the continuation level/target budget, reduction, and improvement requests are completed, the City Manager reviews the department proposals and meets with departments from May to June.

Proposed Budget

In July, several meetings between staff and the Finance & Government Committee are conducted to review all operating and debt service funds.

The City Manager's proposed budget is submitted to the City Council at the first City Council meeting in August. The annual budget workshop is scheduled for mid-August and consists of an intensive one-day work session. During this workshop, and in the weeks following, the Council may revise or reduce the proposed budget. In September, the budget is approved, as required by City Charter. The budget takes effect for the next fiscal year, beginning October 1.

The budget can be amended during the fiscal year through City Council approval. A budget amendment ordinance is prepared increasing a fund's appropriation.

The City's proposed and approved budgets are available to the public at the Public Library and on the City Website.

GLOSSARY OF TERMS

Ad Valorem Tax – A tax computed from the taxable or addressed valuation of land and improvements.

Agency – A major administrative organization within the city which indicates overall management responsibility for an operation or a group of related operations within a functional area.

Appropriation – Legal authorization to make expenditures or enter into obligations for specific purposes.

Assessed Valuation – This represents the total valuation of land and improvements less all property exempt from tax. Also identified as taxable valuation.

Bond – A promise to repay borrowed money on a particular date, often ten or twenty years in the future; most bonds also involve a promise to pay a specified dollar amount of interest at predetermined intervals. Local governments use bonds to obtain long-term financing for capital projects.

Budget – A spending plan that balances revenues and expenditures over a fixed period of time usually a year and that includes, at least by implication a work plan.

Budget Manual – A booklet prepared by the budget office that includes, at a minimum, the budget calendar, the forms departments need to prepare their budget request, and a description of the budget process.

Budget Process – the recurring process-either annual or biennial - in which a government prepares, adopts, and implements a spending plan.

Capital Budget – A spending plan for improvements to or acquisition of land, facilities, and infrastructure.

Capital Improvement Program – This is the City's plan to finance major infrastructure development and improvement. It is primarily funded through General Obligation bonds and Revenue bonds.

Capital Outlay – Spending on fixed assets; generally, such acquisitions cost more than a specified amount (\$5,000) or are intended to last more than one year.

Capital Reserve Fund – This fund provides resources for unforeseen, major capital equipment or facility expenditures which may arise during the fiscal year.

Certificates of Obligation – A Short term, negotiable, interest bearing instrument used primarily for miscellaneous capital construction projects.

Civil Service – A category of personnel governed under the rules and regulations of the State Civil Service Commission.

Community Development Block Grants (CDBG) – Federal funds made available to municipalities specifically for community revitalization.

Contingency Account – An account set aside to meet unforeseen circumstances; this type of account protects the local government from having to issue short-term debt to cover such needs.

Debt Service – Annual principal and interest payments that the local government owes on money that it has borrowed.

Debt Service Funds – One or more funds established to account for expenditures used to repay the principal and interest on debt.

Depreciation – That portion of the cost of a capital asset which is charged as an expense during a particular period.

Education/Incentive Pay – Additional pay for police and fire personnel in recognition of advanced education or training which enhances performance.

Encumbrance – Budget authority that is set aside when a purchase order or contract is approved. The encumbrance assures suppliers that sufficient funds will be available once the order is fulfilled.

Enterprise Fund – A separate fund used to account for services supported primarily by service charges; examples are water, sewer, golf, and airport funds.

Equipment Acquisition Fund – A fund established for the acquisition of capital equipment costing \$25,000 and more. Financing is provided by issuing Certificates of Obligation.

Expenditures – Outflow of funds paid for an asset or goods and services obtained.

Fiduciary Fund – The funds account for assets held by the City in a trustee or agency capacity.

Fiscal Fee – Payments made to financial institutions or other institutions for finance-related services.

Fiscal Policy – The City's policies with respect to taxes, spending, and debt management as they relate to government services, programs, and capital investment.

Fiscal Year – A designated twelve-month period for budgeting and record keeping purposes. The City of Grand Prairie has specified October 1 to September 30 as its fiscal year.

Franchise Fee – A fee levied by City Council on businesses that use City property or right-of-way. This fee is usually charged as a percentage of gross receipts.

Full Year Funding – This is a term used to designate full year payment for personnel or other budgeted items.

Fund – A self-balancing set of accounts. Governmental accounting information is organized into funds, each with separate funds, each with separate revenues, expenditures, and fund balances.

Fund Balance – The difference between fund assets and its liabilities. Portions of the fund balance may be reserved for various purposes, such as contingencies or encumbrances.

General Fund – This is the main operating fund for the City. It accounts for basic operating services such as Police, Fire, Municipal Court, Traffic Control, Streets, Library, Environmental Health and administrative services.

General Obligation Bonds – A bond that is backed by the government's unconditional ability to raise taxes. GO bonds are also known as full-faith-and-credit bonds because of governments unconditional pledge to repay the debt using whatever revenue-raising capabilities are at its disposal.

Generally Accepted Accounting Principles (GAAP) – Uniform minimum standards used by state and local governments for financial recording and reporting; established by the accounting profession through the Governmental Accounting Standards Board (GASB). At the federal level, accounting standards are established by the Federal Accounting Standards Advisory Board.

Grant – A contribution by a government or other organization to support a particular function. Typically, these contributions are made to local governments from the state and federal governments.

Indirect Costs – Costs associated with, but not directly attributable to the providing of a product or service. These costs are usually incurred by other agencies in the support of operating agencies.

Infrastructure – Basic public investment such as streets, storm drainage, water and sewer lines streetlights, and sidewalks.

Interest and Sinking (I & S) Revenue – Represents the portion of the tax revenue that is strictly applied for the payment of city issued debt.

Interest Earnings – Reflects the earnings from available monies invested during the year.

Interfund Transfer – The transfer of money from one fund to another in a governmental unit. Interfund transfers usually have to be approved by the governing body and are normally subject to restrictions in state and local law.

Intergovernmental Revenue – Revenue received from another government for a specified purpose.

Internal Service Fund – One or more funds that account for the goods and services provided by one department to another within government on a cost-reimbursement basis.

Municipal – Governmental unit within a geographical jurisdiction that is recognized as having taxing powers in that area.

Non-Departmental Expense – Expenses that benefit the fund as a whole rather than a particular agency within the fund.

Operating Budget – The portion of the budget that deals with recurring expenses such as salaries, electric bills, postage, printing and duplicating, paper supplies, and gasoline. The operating budget may be a separate document from the capital budget, or a consolidated document may be prepared that has one section devoted to operating expenditures and another to capital expenditures. Taken together, the operating and the capital budgets should equal the amount of spending for the fiscal period.

Operating Fund – Resources derived from recurring revenue sources used to finance on-going operating expenditures and pay-as-you-go capital projects.

Operation and Maintenance (O & M) – The cost of salaries and benefits, supplies, and other services and charges. Does not include capital outlay.

Ordinance – A legislative directive approved by an elected governmental body.

Organization – The organizational level within an agency. Example: the Animal Control and Public Health organizations together comprise the Environmental Services Department.

Payment in Lieu of Taxes (PILOT's) – Money transferred from enterprises into the general fund; the principle underlying such transfers is that the government would have received the equivalent amount in taxes had the service been provided in a privately owned firm. PILOT's are one means of determining how much money is appropriated to transfer from a public enterprise to the general fund.

Penalty and Interest (P & I) – The penalty and interest attached to unpaid property taxes.

Performance Measurements – Indicators used in budgets to show, for example, (1) the amount of work accomplished, (2) the efficiency with which tasks were completed, and (3) the effectiveness of a program, which is often expressed as the extent to which objectives were accomplished.

Pooled Investments Fund – This fund is used as an “in-house mutual fund” where reserve investments of city funds are centrally administered.

Program Analysis – Review of program services, objectives, and scope to determine how changes can make it more effective in carrying out its original intent.

Proprietary Fund – These are fund types that pay for themselves. Also known as Enterprise Funds, proprietary funds establish revenue-based fees and charges based on recouping the cost of services provided.

Public Hearing – An open meeting regarding proposed operating or capital budget allocations, which provides citizens with an opportunity to voice their views.

Rainy Day Fund – Revenue stabilization reserves that provides resources when tax

revenues temporarily decline (as the result of a recession, the loss of a major taxpayer, or other similar circumstances).

Reserves – The dollar portion of projected losses set aside to pay in future years those past and present losses.

Resources – Total dollars available for appropriations, including estimated revenues, fund transfers, and beginning fund balances.

Revenue – Funds that the government receives as income. It includes such items as tax payments, fees from specific services, receipts from other governments, fines or forfeitures, grants, shared revenues, and interest income.

Revenue Bonds – A bond backed by revenues from the project that the borrowed money was used to create, expand, or improve. Also known as a limited pledge bond because of the conditional backing given to repayment of the debt.

Revenue Sharing – The City's allocation from the Federal Government in the revenue sharing program.

Salary Savings – The reduced expenditures for salaries that result when a position remains unfilled for part of a year or more when senior employee is replaced by a newer employee at a lower salary.

Sector Plan – A long-range policy document that incorporates land use, transportation, and community facilities plans to guide the future development of a sector of the City.

Selective Traffic Enforcement Program (STEP) – This program funds overtime payments for police officers who monitor

specified roadways and enforce traffic ordinances in an effort to improve public safety and compel compliance with the laws.

Self Insured Retention or Deductible Accounts – Monies set aside to pay, rather than to insure, the portion of past and present incurred and unincurred losses calculated to be paid during the current budget year, pursuant to standard industry payout patterns based on actuarial projections.

Special Assessments – A compulsory levy made against certain properties to defray part of all of the cost of a specific improvement or service deemed to primarily benefit those properties.

Target Issue – Issues identified by the City Council as priorities to be addressed in the allocation resources.

Taxes – Compulsory charges levied by a government for the purpose of financing services performed for the common benefit of the people.

Taxes Current – Taxes that are levied and due within one year.

Taxes Prior Years – Taxes that remain unpaid on or after the date on which a penalty for non-payment is attached.

Teen Court Program – An alternative to the adult criminal justice system. The Teen Court offers teen offenders an opportunity to make restitution for their offenses through community service or other appropriate punishment, thus avoiding fines and sentences handed down by the adult criminal justice system.

Texas Municipal Retirement System (TMRS) – A pension system for employees of member cities in the state of Texas.

Time Warrants – A debt issuance mechanism.

Transfer-In – Represents monies expended in one fund and received in another.

Trinity River Authority – The state agency which oversees the Trinity River and contracts with the city to provide water/wastewater sewage treatment.

Wellness program – An employee care promotion program.