

City of Grand Prairie, Texas
2008/2009
Approved Budget



This budget will raise more total property taxes than last year's budget by \$3,675,008 for 6%, and of that amount \$2,684,346 is tax revenue to be raised from new property added to the tax roll this year.

NOTE: There is **No Tax Rate Increase** in this budget. The City will continue to maintain its current tax rate of .669998 per \$100 valuation.

Introduction

Manager's Message

Reader's Guide

Overview

Improvements

Fund Summaries

General Fund Detail Pages

Enterprise Funds Detail Pages

Internal Service Funds Detail Pages

Other Funds Detail Pages

Capital Projects (CIP)

Appendix

- Ordinances
- Debt Schedules
- Financial Mgt Policies
- Budget Process
- Description of Fund Type and Relationship
- Glossary

CITY MANAGER – Tom Hart
DEPUTY CITY MANAGERS – Anna Doll and Tom Cox
ASSISTANT to the CITY MANAGER- Mike Foreman and Andy White

BUDGET AND RESEARCH DEPARTMENT

STAFF

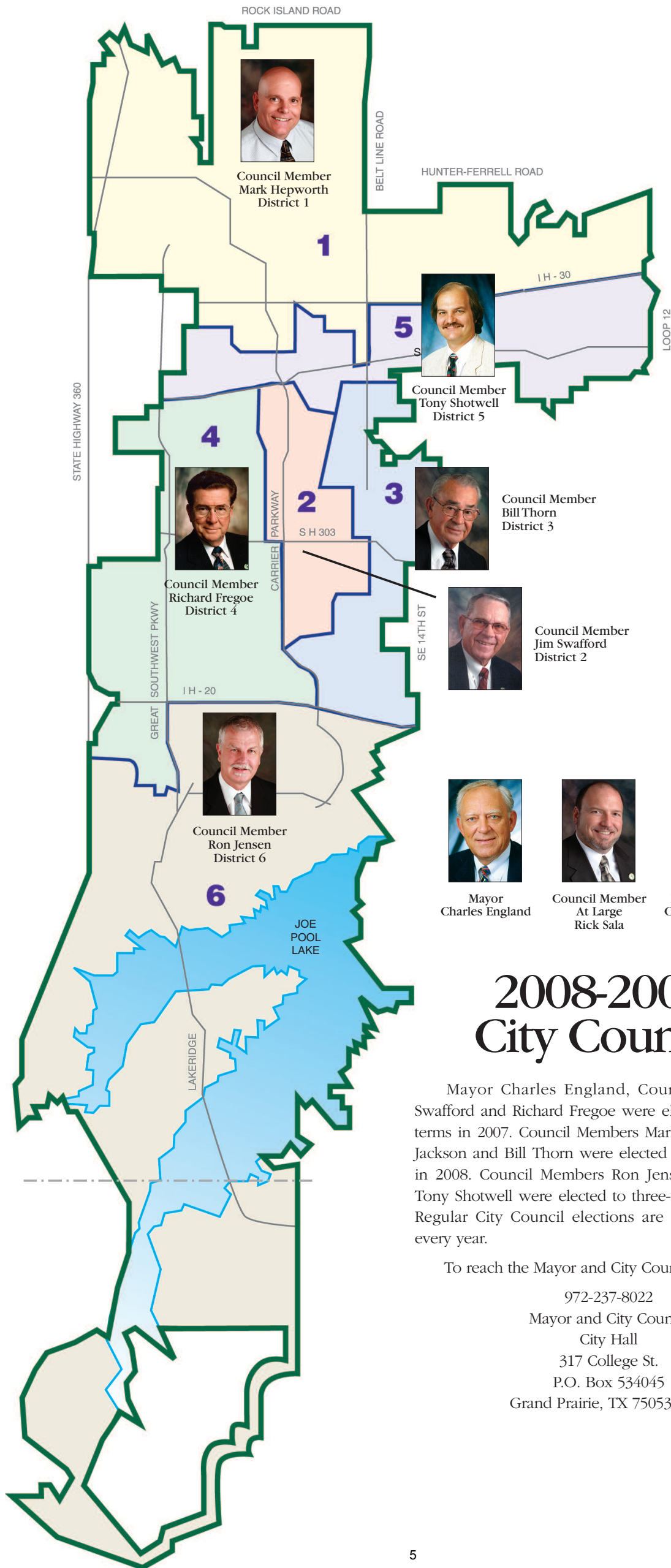
Kathleen C. Mercer
Director of Budget and Research

Patricia M. Alexander
Senior Financial Analyst

Judith K. Foster
Financial Analyst

This document was prepared by the City of Grand Prairie Budget and Research Department.
For additional information contact:

City of Grand Prairie
Budget and Research Department
P.O. Box 534045
Grand Prairie, Texas 75053
(972) 237-8239



Council Member
Mark Hepworth
District 1



Council Member
Tony Shotwell
District 5



Council Member
Richard Fregoe
District 4



Council Member
Bill Thorn
District 3



Council Member
Jim Swafford
District 2



Council Member
Ron Jensen
District 6



Mayor
Charles England



Council Member
At Large
Rick Sala



Mayor Pro Tem
Council Member
At Large
Ruthe Jackson

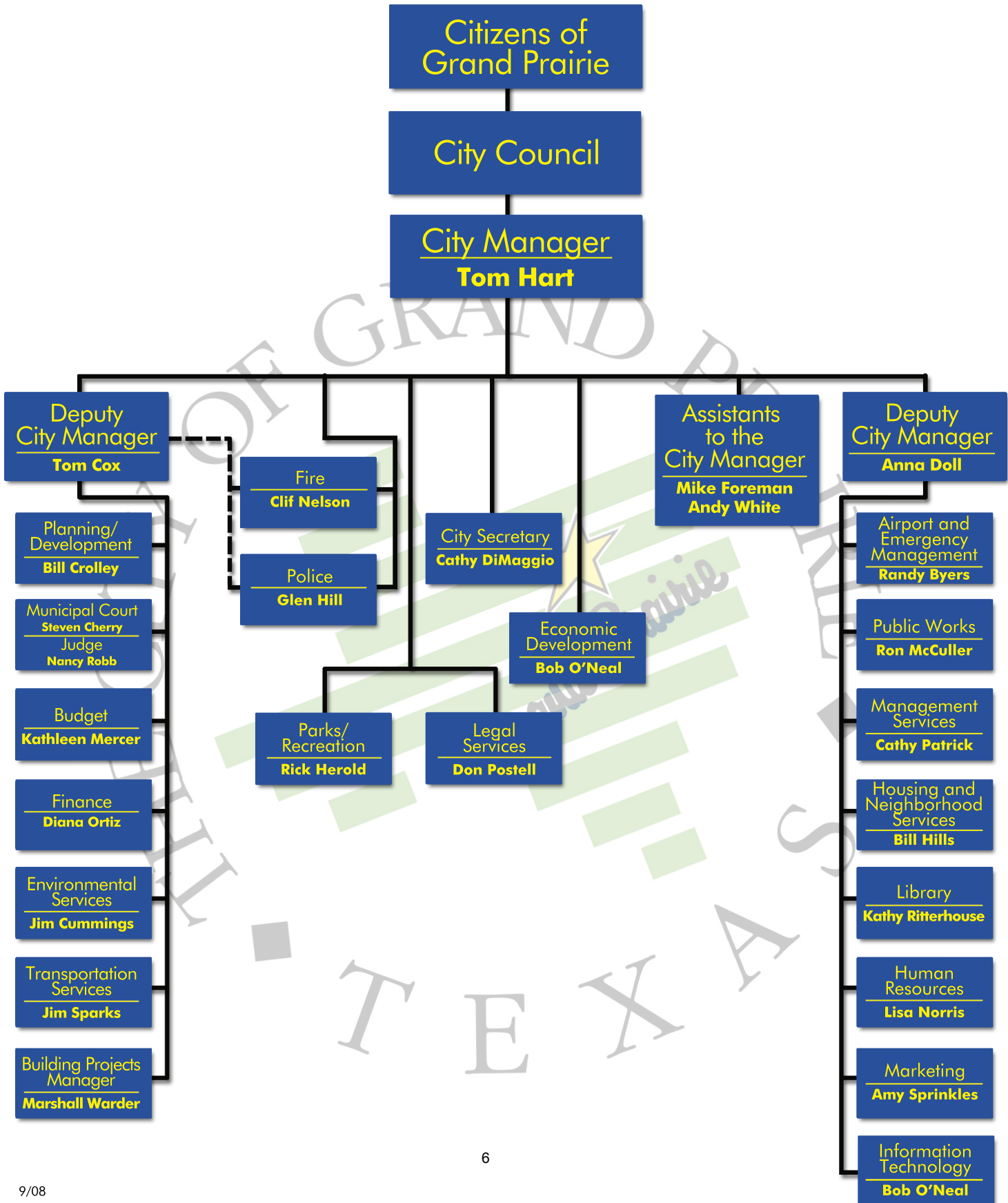
2008-2009 City Council

Mayor Charles England, Council Members Jim Swafford and Richard Fregoe were elected to three-year terms in 2007. Council Members Mark Hepworth, Ruthe Jackson and Bill Thorn were elected to three-year terms in 2008. Council Members Ron Jensen, Rick Sala and Tony Shotwell were elected to three-year terms in 2006. Regular City Council elections are conducted in May every year.

To reach the Mayor and City Council, call or write:

972-237-8022
Mayor and City Council
City Hall
317 College St.
P.O. Box 534045
Grand Prairie, TX 75053-4045

City of Grand Prairie Organizational Chart





September 16, 2008

Honorable Mayor and City Council:

I am pleased to present the Approved Budget for Fiscal Year (FY) 2008-09 for the City of Grand Prairie (City), Texas. The budget is submitted in accordance with all statutory requirements as well as the City Council's desire to produce a "no tax increase" budget

The City continues to provide Raving Fan services to our citizens and customers setting the standard for our neighboring communities. We achieved many accomplishments during the last year, Grand Prairie was chosen by CNN Money.com as one of the top 100 places to live in the United States. Several programs earned state and national recognition, including awards from the National Recreation and Parks Association, Texas Recreation and Park Society, Keep Texas Beautiful, American Planning Association Texas Chapter, City-County Communications and Marketing Association and Texas Association of Municipal Information Officers.

In 2007-08, the City opened Trinity Boulevard, Good Link and Fish Creek Trails, Central Bark Dog Park, welcomed Lake Prairie Town Center at Camp Wisdom and SH 360 and landed Prime Retail Outlet Mall. We paid off the debt to build Lone Star Park 18 years early, enabling the City to propose new uses for the tax to voters, who passed a one-eighth cent sales tax for a new minor league baseball ballpark, which opened in May 2008 to great acclaim; a one-eighth cent sales tax for a new Active Adult Center, now under design; and a one-fourth cent sales tax for a new police/fire headquarters, also under design. Renovations to the historic Uptown Theater continued, with a grand opening slated for November 2008. We are proud of these accomplishments and will continue in 2008-09 to provide excellent services, and to successfully implement the goals and objectives set forth by the City Council.

Preparing the FY 2008-09 Budget has been challenging. Rainfall was up, housing starts were down, TMRS was under funded due to a calculation error made by TMRS actuaries and motor fuel and electricity prices skyrocketed. The extreme amount of rain in 2007 has had a negative affect on the budgets of North Texas cities. However, Grand Prairie is able to balance that with a strong property tax base, healthy reserves, innovative leadership and excellent City services. While housing starts are declining as predicted, retail development at Camp Wisdom and SH 360 is flourishing and we are getting a lot of interest from developers about properties in the SH 161 corridor. Previously increasing by more than 12 percent, health insurance costs only rose by 3 percent, lending evidence our Working on Wellness program is getting results with our future goal being either a decline or no increase in health insurance costs.

The City of Grand Prairie's total budget consists of an Operating Budget and Capital Improvement Projects Budget. The total budget for FY 2008-09 is \$248,750,019 (Operating Budget of \$193,492,055 and Capital Improvement Projects Budget of \$55,257,964).

Budget highlights include:

- No Tax Rate Increase. The City will continue to maintain its current tax rate of .669998 per \$100 valuation.
- Salary Adjustments. Due to budget constraints, a one-time lump sum payment of \$1,000 is to be distributed to all full time employees in lieu of merit increases. Those employees, who meet or exceed performance expectations, including those employees who are topped out, are eligible to receive the lump sum payment. The lump sum payments will be distributed prior to the end of the calendar year and will have no effect on employee annual salaries. Civil service employees, who are eligible, will receive a 5% step increase on their anniversary date in addition to the \$1,000 one-time lump sum payment.

The certified taxable value increased by 6%, for an increase to \$9.7 billion. The taxable value grew by \$548.5 million, of which new properties were added to the tax roll for \$400.6 million. The new growth in Residential property tax accounts for \$221.1 million, Commercial for \$162.5 million and Business Property \$17 million. A total of 29,911 Homestead Exemptions have been approved totaling \$147 million an increase of 3,261 and \$15.7 million. Sales tax revenue for 2009 is 6% from the FY 07/08 approved amount, or an increase of \$1,207,572.

Significant changes for the General Fund are as follows. **Reductions:** (\$368,893) reduction in salaries due to deleting 6FT and 2PT positions, (\$43,755) reclassified 1FT library manager to librarian, (\$208,858) moved 5FT positions and expenses to the Section 8 Fund, (\$46,575) moved 1FT code officer to Solid Waste Fund, (\$60,951) reduction in dues, travel/training and transportation coalition. **Improvements:** \$214,376 employer health insurance contributions (active and retirees), \$263,293 full year funding for positions added in FY08, \$144,771 funding for positions added mid-year FY08, \$260,838 for a 5% step increase for civil service employees, \$543,284 for TMRS, \$474,143 for Police/Fire overhire program, \$863,968 motor vehicle fuel, \$129,165 increase in collection, audit and appraisal services, \$195,523 full year funding for Grand Prairie's share of cost for Cedar Hill fire station, \$144,000 increased street lights and \$318,094 increased transfer to Park Venue Fund (deleted 1FT Maintenance Worker Position).

The Park Venue Fund changes include: (\$34,112) deleted 1FT maintenance worker position, \$82,172 for employer health insurance contribution, \$61,427 TMRS and PARS Retirement, \$39,139 full year funding for FY08 positions, \$33,227 extra help, part-time wages and overtime, , \$92,030 motor vehicle fuel, \$44,367 advertising and promotions, \$25,000 water/wastewater, \$24,299 storm water drainage fees, \$21,450 workforce receptionist and aquatics, \$21,000 mowing contract, \$20,716 sports officials, \$10,000 electricity, \$11,444 one-time inspection of kitchen vents/hoods, \$9,000 school marketing publication, \$123,132 Ruthe Jackson Center, \$87,196 Bowles Life Center and \$70,993 Uptown Theater.

The Solid Waste Fund changes include: (\$270,597) reduction in Franchise Fees, (\$28,824) motor vehicle maintenance, (\$9,000) outside trash supplies, \$11,241 employer health insurance contributions (active and retirees), \$12,449 for TMRS, \$239,977 motor vehicle fuel, \$150,122 garbage contract, \$58,900 curb side recycling, \$56,870 Keep Grand Prairie Beautiful, \$100,661 Community Services Program, \$67,446 Auto Related Business Program and \$47,364 Brush Street Program.

Water Wastewater Fund changes include: (\$658,400) reduction in wastewater treatment, (\$20,000) extra strength surcharge, (\$18,286) motor vehicle maintenance, (\$15,000) surveys and studies, \$32,563 employer health contributions, \$58,694 TMRS, \$79,185 full year funding for positions added in FY08, \$179,664 motor vehicle fuel, \$916,000 wholesale water purchases, \$665,000 increase in TRA Contract Obligation for the Lakeview Lift Station, \$234,570 water/wastewater franchise fees, \$235,850 indirect cost, \$538,534 transfer to WWW Capital Projects and \$429,334 transfer to WWW Debt Service.

The 2008-09 Approved Capital Improvement Projects Budget includes \$55,257,964 in appropriation requests. This includes \$16,661,518 in Water and Wastewater requests, \$21,262,644 in Street and Signal Projects, \$1,534,500 Park Projects, and \$7,196,616 in Storm Drainage Projects. All planned debt issued in 2009 are within the legal limits and are within the tax debt capacity of the I & S portion of the tax rate.

The City of Grand Prairie is committed to providing the best possible services to the citizens and business community. I would like to take this opportunity to thank all of the employees of the City of Grand Prairie for their hard work in making this commitment a reality and for their dedication in providing customer friendly services to our citizens. I would also like to thank you, the City Council, for your support throughout the budget process and throughout the year and look forward to working with you in our continued effort to make Grand Prairie the best city in Texas to live, work and visit.

Respectfully submitted,



Tom Hart
City Manager

Reader's Guide

Fiscal Year (FY) 2008-09 Operating Budget and Capital Plan

The Reader's Guide helps facilitate the readability of the FY 2008-09 Operating Budget and Capital Plan, and is designed to aid in the effectiveness of this document as a communication device. The following information is located in this section:

- Organization of the Budget Document
- Community Profile
- Budget Calendar

ORGANIZATION OF THE BUDGET DOCUMENT

A summary of information which is contained within the sections of the budget document are listed below:

The **Manager's Message** is a formal transmittal letter, which is intended to briefly explain the major budget changes and initiatives in the FY 2008-09 Budget.

The **Reader's Guide** provides information about the sections located in this document. This section provides information about the organization of the budget document, a profile of the City, a list of the various amenities in the City and region, and a summary of all the major commercial or industrial development which has been completed or planned in the past year. Also included is a calendar of the budget process, and a description of the City's Raving Fans Program.

The **Overview** provides a description of the City of Grand Prairie's mission and goals, financial management and debt policies, growth, tax rate history, details on revenue and expenditures for all major funds included is 2006-07 Actual, 2007-08 Modified Budget, 2007-08 Projection, and 2008-09 Approved Budget and summary of Capital Improvement Plan.

The **Improvements** section summarizes all the new positions, capital outlay included in the FY 2008-09 Budget as well as a breakdown of the approved personnel.

The **Fund Summaries** section of the budget provides a historical comparison by fund of the major revenues and expenditures. This section also includes a combined fund summary for all funds.

The **Detail Section** provides budget and personnel information detail for each department.

The **Capital Projects** section's executive summary summarizes the FY2008-09 Capital Improvement Program (CIP).

The **Appendix** contains ordinances adopting this budget and establishing the tax rate for the current

fiscal year, schedules of debt service payments, a copy of the City's Financial Policies, description of operating budget fund types and relationships, an explanation of the budget process and a glossary of frequently used terms.

PROFILE OF THE CITY OF GRAND PRAIRIE, TEXAS

History

Following the Civil War, Alexander Deckman established the community of Deckman in west Dallas County. After the Texas & Pacific Railroad was built through the area in 1873, the rail company renamed the town "Grand Prairie." By 1885, a post office had been established for the community of about 200 residents. The first official census in 1910, following Grand Prairie's incorporation in 1909, accounted for 994 residents.

Grand Prairie remained a small town until World War II, when related industries and the Dallas Naval Air Station were established in the early 1940's. The population has increased rapidly since then with the annexation of Dalworth Park in 1943, the City's continuing industrial expansion, and the residential growth of the mid-cities. Other early communities within Grand Prairie's current boundaries include Burbank Gardens, Florence Hill, Freetown, Idlewood-Mountain Creek and Shady Grove.

City Government

The City of Grand Prairie was incorporated April 9, 1909. It operated under the General Laws of Texas as a General Law City until May 1, 1948. The voters, at that time, approved a charter which made Grand Prairie a Home Rule City. From the date of incorporation in 1909 until April, 1955, the City had a Mayor Council form of government, with the Mayor as Chief Administrative Officer.

In April, 1955, the City adopted the Council-Manager form of government. The Mayor serves as a member of the council, the legislative body of the city and presides at all council meetings. The City Manager is a professional administrator, who is hired by the council to direct the activities of the City. His responsibility is to implement programs authorized by council.

The City Council is made up of the Mayor and eight council members, each elected for a two-year term. Two members represent the city as a whole and are elected for "at large" positions. The remaining six council members each represent the district they live in. Council terms are staggered with four council members and the mayor being elected one year and the remaining four council members elected the next year. Elections are held the first Saturday in May each year.

General Information

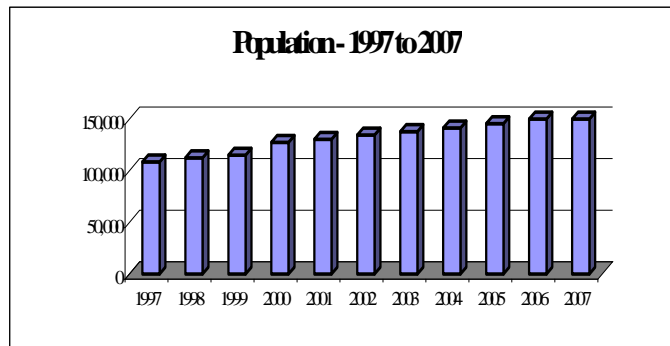
Conveniently located between Dallas and Fort Worth, the city's eastern boundary is 12 miles west of downtown Dallas and the western edge is 15 miles east of Fort Worth. Just five minutes south of DFW International Airport, the city enjoys easy access to anywhere and everywhere on Interstate 20, Interstate 30, State Highway 360, Loop 12 and Spur 303. Grand Prairie residents look forward to increased traveling convenience as construction continues on the 10-mile

extension of State Highway 161 to I-20. By 2009, the SH 161 corridor will become a major north-south highway that connects with east-west freeways between Dallas and Fort Worth, including SH 183, I-30 and I-20.

The City of Grand Prairie offers relaxation, family fun, friendly neighbors and a smart place to live and do business. We call more than 4 million people "neighbor" in the Metroplex. Generally speaking, our residents are 30-something dual income homeowners. In Grand Prairie, families who have lived here for generations welcome newcomers who choose to move to Grand Prairie for the same reasons the natives don't want to leave - location and hometown atmosphere.

Population

Grand Prairie is the seventh largest city in the Dallas-Fort Worth Metroplex, 16th largest city in Texas and the sixth fastest-growing 100,000+ city in the nation. The following chart illustrates the population increases for Grand Prairie. There was a 3.5% increase in population growth from 2007 to 2008, from 161,550 to 166,650 residents. .



Demographics

- Population 166,650
- Land Area 81 sq. miles
- Average Age 32 years
- Average Price of a New Home \$250,000
- Average Household Income \$58,395

Amenities

With more than 4,900 acres of parks, well-established and new neighborhoods and lively, competitive athletic programs, Grand Prairie makes businesses and residents feel right at home.



Fifty-four parks include a senior center, the Ruthe Jackson Conference Center, four recreation centers, a dog park, five public swimming pools (including one indoor pool), two beaches on Joe Pool Lake, a campground, five softball and baseball complexes, 32 tennis courts and 18 soccer fields (four lighted adult, six lighted youth).

In addition to private golf courses and a country club, the city's two public top-ranked golf courses offer outstanding golf at a great price. The city's Tangle Ridge Golf Course features bentgrass greens in a Hill Country atmosphere, and Prairie Lakes Golf Course offers one of the best golf values in the area with the largest practice putting green in Texas.



Grand Prairie's main public library on 901 Conover Drive has 148,527 volumes. The city's Betty Warmack Branch on 760 Bardin Road holds 44,012 volumes, and Bowles, the newest branch, on 2750 Graham St. holds 10,536.

One of the newest lakes in Texas, Joe Pool Lake, is set among the rolling hills of south Grand Prairie. Fishing, boating, swimming and skiing are popular here. The lake's Lynn Creek Park features boat ramps, picnic sites, beaches, volleyball, a playground, restrooms and loads of natural beauty. The lake parks offer visitors a grand experience – clean beaches, shaded trails and ideal camping. And now you can camp in style at Loyd Park in a fully stocked camping cabin. Loyd Park offers cabins, wooded camp sites, trails, showers and restrooms. On the north shore, just off Lake Ridge Parkway, Lynn Creek Marina features boat slips, rentals, boat ramps and fishing supplies for the angler. Adjacent to the marina, the Oasis – a floating restaurant – overlooks the waters of the lake and serves up delicious fare and beverages.

The City of Grand Prairie's Uptown Theater, a movie house built in 1950, is becoming once again the pride and joy of downtown Grand Prairie as the city restores the historic downtown landmark to its former glory. The facility will open in late 2008 as a multi-use facility for performing and visual arts. Also, coming soon to downtown will be Market Square, a marketplace featuring covered vendor booths and a multipurpose event for city festivals and other events. Currently in the design phase, Market Square will become the permanent home for the Grand Prairie Farmers Market. North of downtown Grand Prairie along Belt Line Road is Lone Star Park, NOKIA Theater, Alliance Skate Park and QuikTrip Ball Park which is minor league baseball stadium that is home to the Grand Prairie AirHogs. The first pitch was thrown at the new Ballpark in spring 2008 and the AirHogs Baseball Team brought home the Southern Division Championship title in their inaugural season.

Major attractions include Ripley's Believe It Or Not and Palace of Wax, Traders Village (market/RV park), and Lone Star Park at Grand Prairie, a premier thoroughbred horse racetrack in north Grand Prairie, is a multi-purpose complex featuring a variety of entertainment, including live racing and a Simulcast Pavilion. Nokia Live Entertainment Venue is also open and operating. Nokia Live is a 6,350 seat indoor performance theater, which is projected to host 150-200 performances. The performances include touring Broadway shows, rock concerts, and sports events. The facility is designed to adjust seating configuration to fit even sizes from 2,000 to capacity.

In addition to the many points of interest within Grand Prairie, the City is advantageously situated in the midst of the metroplex. Just a 20 to 30 minute drive can greatly expand the entertainment possibilities. Sports fans can see the Texas Rangers, Dallas Cowboys, Dallas Sidekicks, Dallas Mavericks, and the Dallas Stars. Car racing fans can experience the thrill of speed at the Texas

Motorplex in Ennis or the Texas Motor Speedway in Fort Worth. Family amusement parks in neighboring Arlington include Six Flags over Texas and Hurricane Harbor. Fort Worth, "where the west begins", has the Stockyards, Botanical Gardens, and a number of fascinating museums. The Amon Carter, Kimbell, and Dallas Art museums additionally host special exhibits from museums and private collections worldwide. Fort Worth and Dallas both have nationally recognized zoos. Dallas offers Fair Park, home of the Texas State Fair, the Music Hall, Starplex, and the historical West End (dining, entertainment, and shopping). Symphony and theater fans can enjoy the Dallas Symphony Orchestra, Dallas Summer Musicals, Bass Performance Hall, and Casa Manana Theater. Both Dallas and Fort Worth have numerous historical sites, and host many concerts, conventions, and special events to suit every taste.

The majority of Grand Prairie children living in Grand Prairie attend schools in the Grand Prairie Independent School District, which celebrated its 100-year anniversary in the 2002-2003 school year. GPISD is a 58-square mile district serving more than 23,000 students within the Dallas County portion of Grand Prairie. The district boasts 36 campuses, including 23 elementary schools, seven middle schools, two ninth grade centers, two high schools and two alternative education schools. The District employs more than 2,900 staff members and offers a variety of services and programs designed to help students radiate success. Students who reside in Tarrant County and Grand Prairie attend Arlington Independent School District, which has 50 elementary, 12 junior high and six high schools. Of these, six elementary schools are actually in Grand Prairie. Small portions of town lie in other school districts such as Cedar Hill ISD, Irving ISD, Mansfield ISD and Midlothian ISD.

A variety of healthcare services are available in Grand Prairie and the immediate area. A variety of physicians, surgeons, dentists, orthodontists, optometrists and ophthalmologists have offices in Grand Prairie. The Dallas-Fort Worth area offers more than 65 hospitals, with specialties ranging from asthma to pulmonary rehabilitation, pediatrics to geriatrics, sports medical to psychiatry, cancer to cardiovascular surgery.

FY 2008-09 BUDGET DEVELOPMENT CALENDAR

Feb 29th	FY 08 Target Numbers distributed to departments
March 21st	Budget submission due
April 28 th - May 30 th	Deputy City Manager reviews budget with Department and Budget
May 27 th	Preliminary DCAD numbers due – Finance to review Homestead Exemption.
July 7 th - July 24 th	Present preliminary fund summaries and updates to Finance Committee
July 25 th	Certified Tax Roll is received
July 28 th	Final review and changes as directed
August 12 th	City Council Budget Briefing and Proposed Budget Distribution
August 13 th	Department and Division Manager's Budget Briefing
August 22 nd	Council Budget Workshop
September 2 nd	Public Hearing on Proposed Tax Rate and Budget
September 16 th	2nd Budget Public Hearing-Adopt Budget
October 1 st	FY 2008/09 Begins

Overview of the 2008-09 Budget

On September 16, 2008, the Grand Prairie City Council approved a \$248,750,019 million budget for fiscal year 2008-09. The approved budget consists of the Operating Budget and the Capital Improvement Projects Budget in the amounts of \$193,492,055 million and \$55,257,964 million, respectively.

CITY OF GRAND PRAIRIE TOTAL OF ALL OPERATING BUDGETS FISCAL YEAR (FY) 2008-2009

<u>FUND</u>	<u>APPROVED BUDGET</u>
General	\$97,576,519
Airport	2,001,148
Cable	148,649
Cemetery	663,992
G.O. Debt Service	16,219,088
Golf	2,731,598
Hotel/Motel Tax	1,239,927
Juvenile Case Manager	151,370
Lake Parks	2,081,043
Municipal Court Building Security	105,232
Park Venue	9,242,600
Solid Waste	10,461,674
Storm Water Utility	3,181,213
Water/Wastewater	47,688,002
<hr/>	
TOTAL APPROPRIATIONS AND RESERVES	\$193,492,055

**CITY OF GRAND PRAIRIE
TOTAL OF ALL CAPITAL PROJECTS BUDGETS
FISCAL YEAR (FY) 2008-2009**

<u>PROJECT</u>	<u>FY 2008-2009 APPROVED BUDGET</u>
Airport	\$1,350,000
Fire	709,767
Golf	50,000
Lake Parks	3,025,000
Municipal Facilities	1,863,500
Parks	1,534,500
Storm Drainage	7,196,616
Streets	21,262,644
Solid Waste	666,500
Water	12,841,518
Wastewater	3,820,000
Capital Reserve	437,919
Equipment Acquisition	500,000
<hr/>	
TOTAL APPROPRIATIONS AND RESERVES	\$55,257,964

OVERVIEW

MISSION

The City of Grand Prairie is committed to providing the best possible services to the citizens and business community by promoting economic development; excelling in customer service; pushing continuous process improvement; committing to excellence and quality; and enhancing the image of the City of Grand Prairie.

LONG-TERM GOALS

- ◆ Safe and Secure City
- ◆ Enhance Grand Prairie's Identity
- ◆ Quality of Life
- ◆ Maintain and Upgrade the City's Transportation Infrastructure
- ◆ Community Development and Revitalization

FINANCIAL MANAGEMENT POLICIES

The City's financial operations are guided by comprehensive financial policies. The purpose statement of the Financial Management Policies (FMP's) reads in part; "The overriding goal of the FMP's is to enable the City to achieve a long-term stable and positive financial condition. The watchwords of the City's financial management include integrity, prudent stewardship, planning, accountability, and full disclosure."

These policies are developed by the city manager to guide the Finance Director, Management Services Director, Budget Director and staff in financial matters. The overriding goal of the Financial Management Policies is to enable the city to achieve a long-term stable and positive financial condition while conducting its operations consistent with the council-manager form of government established in the City Charter. The watchwords of the city's financial management include integrity, prudent stewardship, planning, accountability, and full disclosure.

The purpose of the Financial Management Policies is to provide guidelines for the financial management staff in planning and directing the city's day-to-day financial affairs and in developing recommendations to the city manager.

The scope of the policies spans accounting, auditing, internal and external financial reporting, internal controls, operating and capital budgeting, revenue management, asset/cash management, expenditure control, financial condition and reserves, and staffing and training.

The policies, which are reviewed by the City Council annually, were last updated in October, 2007. They provide guidance both to the City staff in making day-to-day financial decisions and to the City Council in making policy level financial decisions.

ACCOUNTING AND BUDGET CONTROLS

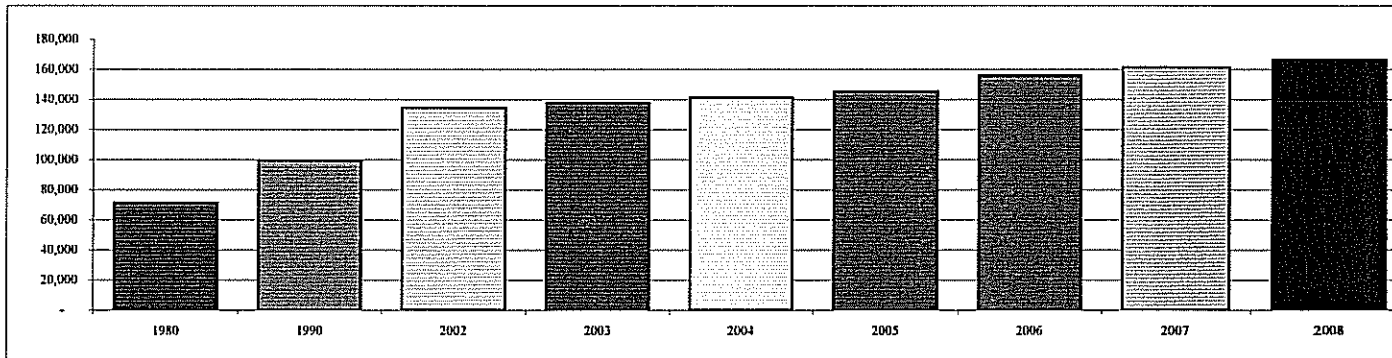
The City's basis of budgeting is modified accrual for all funds. The basis of budgeting is the same as the basis of accounting used in the City's audited financial statements. The City has a comprehensive accounting and budgetary information system. City management and the City Council receive quarterly interim financial statements and accompanying analyses. The City has a balanced General Fund budget, with current revenues plus the reserve for encumbrances at least equal to current expenditures, as more fully explained in the notes to the financial statements.

The City has a comprehensive set of internal controls which are reviewed annually as part of the independent audit. Management and accounting internal control recommendations by the independent accountants are seriously evaluated and conscientiously implemented by the City. An internal auditor provides City staff the ability to document and implement more comprehensive internal controls as well as to evaluate them. The City Council has a three-member Finance and Government Committee whose members provide guidance to the City in budgetary, audit, internal control, and other significant financial matters.

GROWTH

The City's estimated population as of January 01, 2008 is 166,650. This represents a 3.2% increase over the prior year. Grand Prairie's population continues to increase annually with even more growth expected as a result from continued development along the I-20 corridor and around the Tangle Ridge area.

Population History

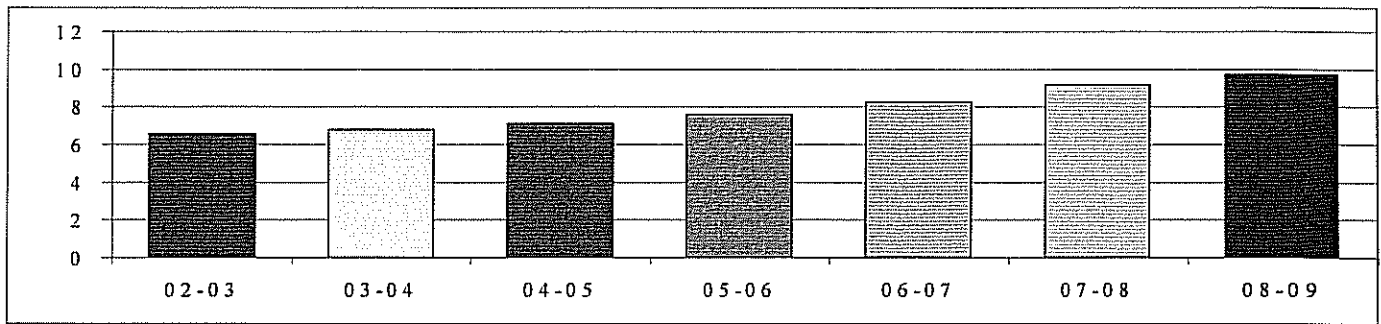


Source: North Central Texas Council of Governments

TAX BASE

The City's FY 2008-09 ad valorem tax base is \$9,757,579,695. This represents an increase of \$548,510,325 or 6% over the FY 2007-08 values. Of this increase, new growth made up \$400.6 million. This means that 27% of the change is in the value of existing property. A total of 142 applicants for the Freeport exemption have been approved with a total value of \$580,404,376. Based on the FY 2007-08 tax rate (.669998/100), this equals \$3,888,698 in taxes. The value exempted by Freeport has been subtracted from assessed values. Tax abatements were granted to six properties. The value abated was \$13,946,625 or \$93,442 in taxes based on the current tax rate. For 2007/08, 136 freeport exemptions were approved with exemption values totaling \$421,630,595 or \$2,824,917 in taxes based on the current tax rate. In 2007/08, four abatement exemptions were approved with exemptions values totaling \$14,152,870, or \$94,824 in taxes based on the current tax rate.

Assessed Valuation in Billions: The Tax roll breaks down as follows:

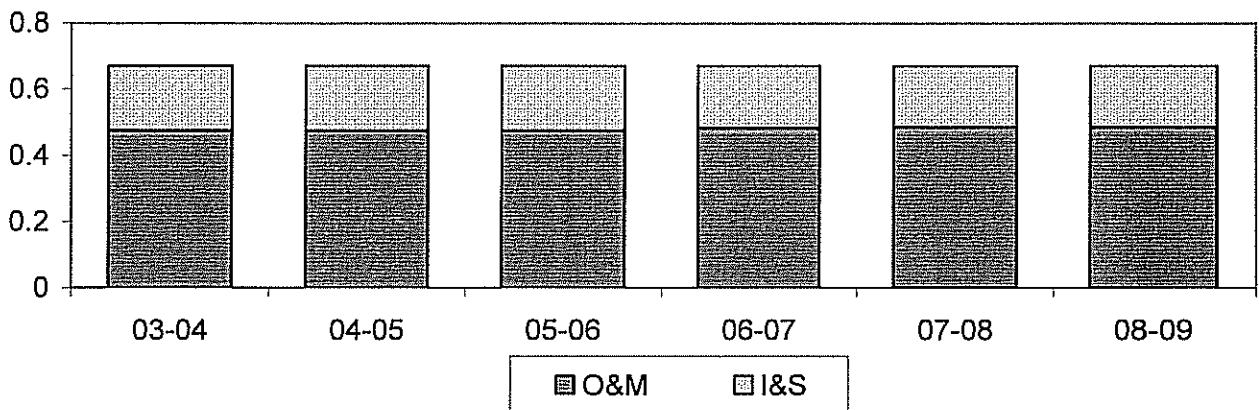


Commercial	\$2,950,367,309	30.2%
Personal Property	\$1,853,934,628,	19%
Residential	\$4,953,277,758	50.8%
TOTAL	\$9,757,579,695	100%

TAX RATE

The approved budget for FY 2008-09 reflects no change in the ad valorem tax rate. The FY 2007-08 tax rate was 66.9998 per \$100 valuation, with the new tax rate for FY 2008-09 set at 66.9998 per \$100 valuation.

In FY 2008-09 the value of each cent on the tax rate will generate about \$946,485.



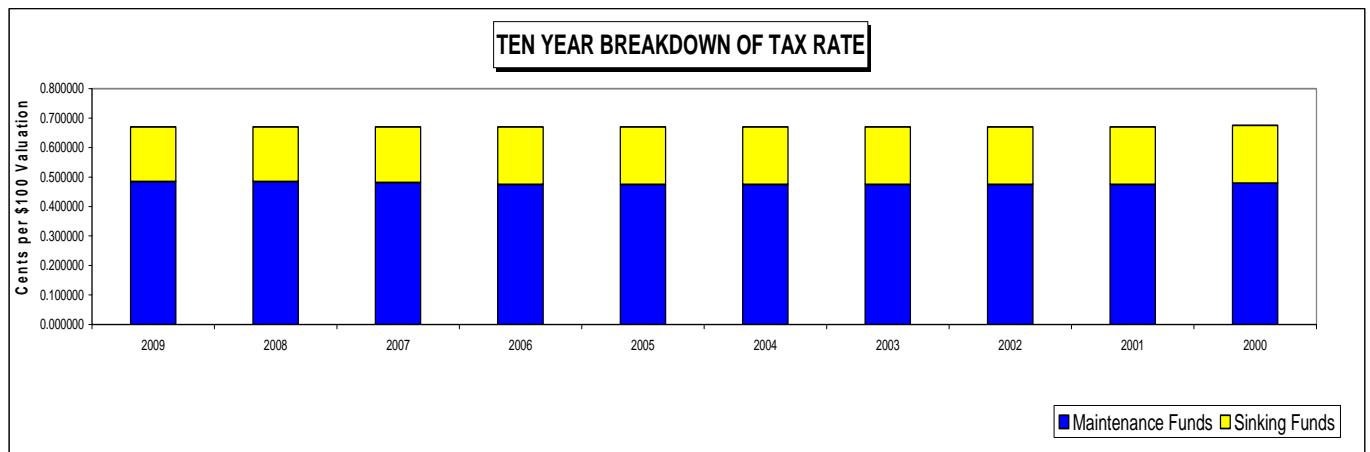
PROPERTY TAXES

Estimated Revenues FY09

Adj. Net Taxable Value Assessed	\$9,757,579,695
Proposed Tax Rate per \$100 Valuation	0.669998
Estimated Tax Levy	\$65,375,589
Est. Percent of Collection (O&M and I&S)	97.00%
Estimated Collections	\$63,414,321

Fund Distribution

General Fund	Rate	Amount
Operating & Maintenance	0.484892	\$45,894,312
Debt Service	0.185106	\$17,520,010
	0.669998	\$63,414,321



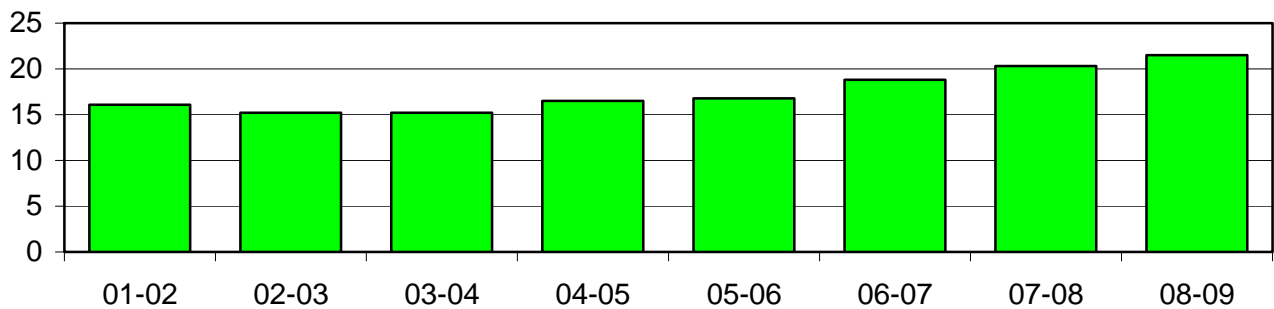
Fiscal Year	Operating & Maintenance Funds	Interest & Sinking Funds	Total Tax Rate
2009	0.484892	0.185106	0.669998
2008	0.484892	0.185106	0.669998
2007	0.481500	0.188498	0.669998
2006	0.474711	0.195287	0.669998
2005	0.474711	0.195287	0.669998
2004	0.474711	0.195287	0.669998
2003	0.474711	0.195287	0.669998
2002	0.474711	0.195287	0.669998
2001	0.474711	0.195287	0.669998
2000	0.479381	0.195617	0.674998

General Fund

Ad Valorem Tax – The General Fund’s largest revenue source is the ad valorem tax. The operations and maintenance (O&M) portion of the tax rate is .484892 per \$100 of valuation, and assuming a collection rate of 97%, we should receive \$45,894,312 in current taxes. When delinquent taxes and interest of \$1,140,000 is included, the resulting ad valorem related collections for 2008-09 is forecasting, with revenue lost to the TIF of \$4,146,617, to be \$42,887,695. The City’s ad valorem tax base continues to grow each year with FY 2008-09 growth being 6% above the FY 2007-08 budgeted amounts.

Sales Tax – The combined local and state sales tax rate is 8.25% (6.25% state and 2% city). Sales tax is collected on rentals, sales, use of tangible property, and services. It is not collected on groceries, prescription medicines, or property consumed in manufacturing and processing.

The City receives 2% of the total sales tax levied in the City. While growth has slowed somewhat, the City continues to experience steady increases in sales tax. Total sales tax collection in FY 2008-09 is expected to be \$21,529,327 million, which is 5.9% more than the FY 2007-08 budgeted amounts.



Sales Tax in Millions

Freeport Exemption – Freeport exemption continues to be a strong economic development asset as various local companies take advantage of the Freeport Exemption. Grand Prairie will continue as a major player in the Metroplex, as a home to light industry and distribution facilities. The Freeport Amendment exempts from taxation inventories located in facilities 175 days or less that are then transferred out of state. We believe that the temporary tax loss due to Freeport will be made up in the long run when increased economic development will build up the tax base so we can better finance the services required by all of our community.

Franchise Fees – The City collects franchise fees from utilities operating within the City limits. The franchise fee is a reimbursement of the City for use of City streets, and is generally based on historical growth of gross income earned within the City limits. City utilities make a comparable payment to the General Fund in the same fashion as private utilities.

Licenses and Permits – License Fees are collected from annual license renewal and new license requests. Permit Fees are collected through development within the City.

Inter/Intra-Governmental Revenue - The City of Grand Prairie receives revenue from various sources. One source is the Grand Prairie Independent School District's (GPISD) 50% match for the salaries and benefits of the School Resource Officers.

Charges for Services – This revenue comes from services performed by the City of Grand Prairie. These services include emergency medical services, animal services, inspections, zoning, and other miscellaneous services.

Fines and Forfeits – This revenue is generated through Municipal Court and Library Fines.

Indirect Costs – The General Fund provides general and administrative (G&A) services to all City departments and funds. These costs are allocated to the proprietary funds through a cost allocation methodology developed by an outside consultant.

Major Expenditure Changes

The City of Grand Prairie is committed to providing excellence in service to its citizens and employees. This is the goal even during times when the economy is not doing so well. Accordingly, the most necessary improvements have been approved in the General Fund and Other Funds. Certain services must be maintained even in dismal economic times. These services include, but are not limited to, public safety and infrastructure.

Major improvements in the General Fund include \$214,376 increase for Employer Health Insurance Contribution, \$263,293 full-year funding for positions added in Fiscal Year 2008 and \$144,771 for positions added mid-year Fiscal Year 2008, \$260,838 for the Civil Service (Police/Fire) 5 per cent Step increases, \$543,284 increase for TMRS Rate Increase, \$474,143 for Police and Fire Over hire Programs, \$863,968 increase for Motor Vehicle Fuel, \$129,165 increase in collection, audit and appraisal services, \$195,523 for full-year funding for Grand Prairie's share of cost of Cedar Hill Fire Station, \$144,000 increase for Street Lights, and \$318,094 increase for Transfer to Park Venue.

The Solid Waste Fund improvements include \$500,000 for major equipment purchase of a compactor for the Landfill, \$109,123 for increased Landfill and Recycling Operations, \$150,122 for increased Residential Solid Waste contract, increases of \$67,446 for Auto Related Business, \$56,870 for Keep Grand Prairie Beautiful, \$100,661 added for Community Services Program and \$47,364 for an increase in the Brush Crew Services. Revenues in Solid Waste Fund include a rate increase of \$2.38 per month for residential garbage pickup.

Improvements in the Municipal Golf Course Fund include an increase of \$54,111 for golf operations which consist of \$5,400 for maintenance for Point of Sale Software, \$3,455 in office supplies, \$5,000 increase in sand and gravel, \$31,739 for motor vehicle fuel and \$8,517 in other account codes. The Golf Fund revenues are 3.3 per cent or \$93,130 less than the FY 2007-2008 adopted revenues.

Major improvements to Park Venue Operating Fund include increases of \$44,367 for advertising and promotions, \$39,139 full-year funding for FY08 positions, \$33,227 for extra help, part-time wages and overtime, \$25,000 water/wastewater services, \$24,299 for storm drainage fees, \$21,450 for workforce receptionist and aquatics, \$21,000 for mowing contract, \$20,716 for sports officials, \$11,444 one-time inspection of kitchen vents/hoods, \$123,132 for the Ruthe Jackson Center, \$87,196 for the Bowles Life Center, \$70,993 for the Uptown Theater, and a decrease of \$34,112 for a reduction in staff for one full-time maintenance worker position.

Significant improvements in the Water Wastewater Fund include increases of \$916,000 for wholesale water purchases, \$665,000 for TRA Contract for Lakeview Lift Station, \$429,334 transfer to Debt Service, \$538,534 transfer to Water/Wastewater Capital Improvement Projects, \$85,325 for chemical supplies for Water Quality Control, \$79,185 for full-year funding for positions added in Fiscal Year 2008, and \$192,000 for one-time capital outlay purchases: utility boring missile, portable traffic text message board, water line leak corolator, a pipe bursting machine, one ½ ton pickup, and including replacement of air compressors. Due to increasing needs related to water and wastewater, an average increase of 8% to water wastewater rates charged to residential, commercial and industrial customers was approved in the 2008/09 budget. Other increases include a proposed new rate structure for commercial storm water utility customers.

The 2008/2009 Approved Capital Improvements Project Budget includes \$55,257,964 in appropriation requests. This includes \$16,661,518 in Water and Wastewater projects, \$21,262,644 in Street and Signal Projects, \$7,196,616 in Storm Drainage Capital Improvements, \$1,863,500 in Municipal Facilities projects, \$3,025,000 for Lake Parks projects, \$1,534,500 in Parks Capital Improvement Projects, \$1,350,000 for Airport projects, and \$2,364,186 for all other Capital Improvement projects. This budget includes a variety of “Council Priority” items such as continued funding for street repair and reconstruction, traffic signals, water and wastewater main replacements, and improvements to our Park system.

FY 2008-2009 CITY APPROVED POSITIONS BY FUND AND AGENCY

FUND/AGENCY	FULL TIME	PART-TIME/SEASONAL
GENERAL FUND		
City Council	0	9
City Manager	9	3
Budget and Research	3	0
Management Services	3	0
Marketing	2	1
Economic Development	0	0
Legal Services	5	1
Municipal Court	26	0
Judiciary	3	0
Human Resources	9	0
Finance	16	0
Information Technology	26	0
Planning and Development	59	0
Housing and Neighborhood Services	0	0
Public Works	66	0
Transportation	9	0
Police	327	72
Fire	208	20
Building and Construction Management	1	0
Environmental Services	21	1
Library	<u>32</u>	<u>12</u>
TOTAL GENERAL FUND	825	119
WATER/WASTEWATER		
Water Utilities	86	2
Environmental Services	<u>14</u>	<u>0</u>
Total W/WW	100	2
POOLED INVESTMENT		
Finance	3	0
AIRPORT		
Airport	5	1
MUN COURT BLDG SECURITY		
Municipal Court	1	0
JUVENILE CASE WORKER FUND		
Judiciary	2	0
SOLID WASTE		
Environmental Services	22	0
Brush Crew	4	0
Auto Related Business	5	0
Community Services	1	0
Special Projects Coordinator	<u>2</u>	<u>0</u>
TOTAL SOLID WASTE	34	0
EQUIPMENT SERVICES		
Finance	17	0

FY 2008-2009 CITY APPROVED POSITIONS BY FUND AND AGENCY

(CONTINUED)

	FULL TIME	PART-TIME/SEASONAL
EMPLOYEE INSURANCE		
Human Resources	2	0
RISK MANAGEMENT		
Human Resources	1	0
HOTEL/MOTEL TAX		
Parks & Recreation	0	0
Tourism & Convention Visitors Bureau	<u>4</u>	<u>4</u>
TOTAL HOTEL/MOTEL TAX	4	4
CABLE FUND		
Marketing	2	0
STORM WATER UTILITY		
Storm Water Operations	2	0
Drainage Crew (Public Works)	<u>4</u>	<u>0</u>
TOTAL STORM WATER UTILITY	6	0
PARKS VENUE		
Park Operating	87	103
Park Sales Tax	<u>16</u>	<u>19</u>
TOTAL PARKS VENUE	103	122
GOLF		
Parks & Recreation	20	15
CEMETERY		
Cemetery	4	1
LAKE PARKS		
Lake Parks	15	30
GRANTS		
Section 8	22	1
CDBG	9	0
Transit Grant	7	1
Signal Maintenance Grant	1	0
Police	3	1
Housing	0	0
City Manager	<u>0</u>	<u>0</u>
Total Grants	42	3
TOTAL OTHER FUNDS	361	178
TOTAL ALL FUNDS	1,186	297

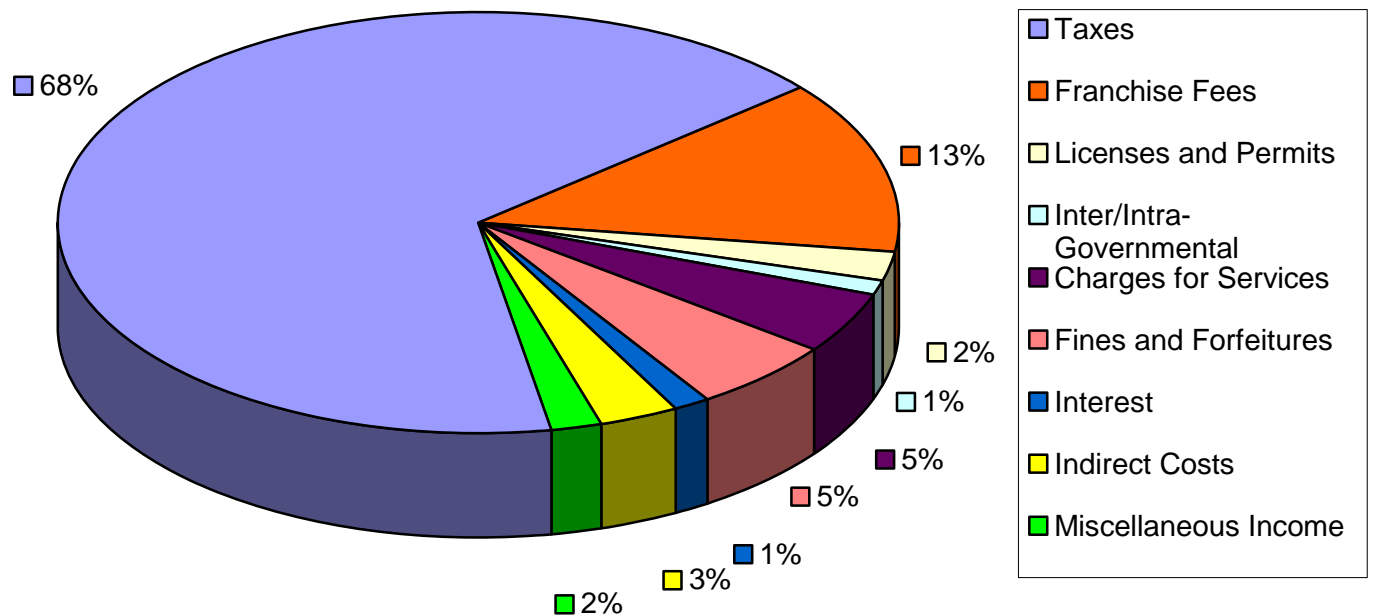
**General Fund
General Fund Revenue Summary**

The General Fund is the largest and main operating fund of the City. It includes basic operating services such as police, fire, municipal court, streets, and support services. Total revenues in FY 2008-09 are budgeted at \$96,580,488 million. The majority of this increase is a result of a \$2,579,893 increase in ad valorem tax collections, \$1,207,572 in Sales Tax collections, increase in Alarm Permit Renewal Fees of \$155,515, and \$880,160 increase in Franchise Fees, and \$231,000 in Gas Well Permitting revenues.

**GENERAL FUND
REVENUE BY SOURCE**

<u>SOURCE OF INCOME</u>	<u>2006/07 ACTUAL</u>	<u>2007/08 APPR/MOD</u>	<u>2007/08 PROJECTED</u>	<u>2008/09 APPROVED</u>
Taxes	\$58,690,083	\$61,900,400	\$62,048,265	\$64,417,022
Franchise Fees	11,679,067	12,013,122	11,882,531	12,917,237
Licenses and Permits	2,678,299	2,611,235	2,369,935	2,241,730
Inter/Intra-Governmental	697,385	713,574	700,780	845,128
Charges for Services	4,520,545	4,719,310	4,779,069	4,797,844
Fines and Forfeitures	5,232,676	5,280,290	5,097,481	5,302,983
Interest	1,103,738	1,234,358	1,399,073	1,384,358
Indirect Costs	2,504,081	2,791,218	2,781,218	2,990,466
Miscellaneous Income	1,376,682	1,198,199	1,186,111	1,683,720
TOTAL GENERAL FUND	\$88,482,556	\$92,461,706	\$92,244,463	\$96,580,488

**FY 2008-09 GENERAL FUND
REVENUE BY SOURCE (%)**



General Fund Appropriation Summary

The approved General Fund Budget for FY 2008-09 is \$97.5 million. This is an increase over the approved/modified FY 2007-08 budget of \$1.1 million or 1.1%.

APPROVED GENERAL FUND APPROPRIATIONS BY AGENCY FY 2008-09

AGENCY	FY 2006-07 ACTUAL	FY 2007-08 APPR/MOD	FY 2007-08 PROJECTED	FY 2008-09 APPROVED
Budget and Research	\$296,546	\$325,001	\$324,591	\$320,630
Building & Const. Mgmt.	89,003	95,252	95,252	96,536
City Council	127,739	165,302	165,302	157,302
City Manager	1,114,780	1,316,651	1,273,294	1,314,640
Environmental Services	1,641,093	1,852,908	1,857,016	1,957,121
Finance	1,475,544	1,659,580	1,672,543	1,839,842
Fire	19,924,981	21,691,929	21,693,285	22,266,989
Housing/Community Dev.	217,146	222,899	222,899	0
Human Resources	897,640	864,127	863,304	867,591
Information Technology	3,501,226	3,721,161	3,673,724	3,663,053
Judiciary	320,111	356,925	355,707	357,126
Legal Services	910,702	831,725	831,340	770,377
Library	2,188,544	2,505,932	2,489,310	2,462,915
Management Services	273,945	293,605	293,605	295,940
Marketing	380,000	377,504	377,504	345,155
Municipal Court	1,780,104	1,750,965	1,723,916	1,696,296
Non-Departmental	11,911,132	12,186,318	11,238,875	12,202,321
Planning and Development	5,830,645	6,124,254	6,075,704	6,120,990
Police	29,667,482	32,945,733	33,036,445	33,530,526
Public Works	5,765,295	6,119,814	6,233,854	6,298,635
Transportation	909,619	1,073,126	1,063,692	1,012,534
TOTAL APPROPRIATIONS	\$89,223,277	\$96,480,711	\$95,561,162	\$97,576,519

General Fund Agency Descriptions

Budget and Research

The Budget and Research Department prepares and monitors the operating and capital projects budgets to allocate revenues in a cost effective manner; facilitates effective decision making and fiscal responsibility by providing accurate analysis, operation evaluation and timely reports to meet the needs of the City Council and City departments. The approved budget totals \$320,630. There were no significant changes for this department.

Building and Construction Management

The Building & Construction Management Department provides the citizens and employees of the City of Grand Prairie a clean, safe and comfortable environment in which to transact the City's business, and keep the City of Grand Prairie graffiti free. There were no significant changes for this department.

City Council

The City Council adopts all City ordinances, makes policy decisions for implementation by the City Manager, approves major expenditure items, and annually establishes the City's programs and services through the adoption of the annual budget. The approved budget totals \$157,302. There were no significant changes for this department.

City Manager's Office

The City Manager's office develops, recommends and implements policies and sets direction and objectives of the City of Grand Prairie through the guidance of the City Council to ensure the orderly and proper growth of the City and the provision of quality and efficient municipal service to the citizens. The approved budget totals \$1,314,640. Included are \$48,821 transfer to Solid Waste Fund, for full-year partial funding for Community Service Program Director position, \$7,500 decrease in dues, and \$10,000 decrease in training.

Economic Development

The Economic Development Department has been integrated with the Information Technology Department.

Environmental Services

For the protection of the environment and the public health of the Citizens of Grand Prairie, and in cooperation with other agencies, the Environmental Services Department provides pro-active programs in a prompt, courteous, and helpful manner that promotes animal welfare, disease prevention, personal health and safety, and environmental quality. The approved budget totals \$1,957,121. Included is an increase of \$46,800 for full year funding for Environmental Specialist for Gas Well Permits, and \$7,540 full year funding for Animal Services Enforcement Officer.

Finance

The Finance Department ensures cost effective use of public resources and financial accountability and provides: financial and various support services to citizens and city departments; and financial information and recommendations to the City Council, City Management, bond holders, citizens and outside agencies. The approved budget totals \$1,839,842. Included are \$100,882 increase for Appraisal District services, \$21,129 increase for Dallas County Tax Collection Service, \$30,000 increase for consulting services, \$8,375 for full year funding for Buyer, and an increase of \$2,830 for training for payroll clerk.

Fire

Dedicated Fire employees promote public safety by conducting prevention activities, emergency response and pre-hospital care for the citizens, visitors and businesses of Grand Prairie, to improve and protect the quality of life by reducing injuries and loss of property in a prompt, reliable, and courteous manner. The approved budget totals \$22,266,989. Included are \$20,000 for increase in overtime due increase in minimal staffing, \$10,000 reduction in collection services, \$2,000 for small tools and equipment and a decrease of \$56,287 reduction in workforce for one full time plans examiner.

Housing and Neighborhood Services

The Housing and Community Development Department provides community service programs designed to meet the needs of the Grand Prairie community and its citizens for housing, healthy and safe neighborhoods, economic development, and neighborhood revitalization, in an efficient, timely, courteous, and knowledgeable manner. This department's both revenues and expenditures, will be in the Section 8 Housing Grant in Fiscal Year 2008-2009.

Human Resources

The Human Resources Department is responsible for administering the City wide HR functions including: HR policies and procedures; recruitment and selection; benefits administration; training; awards and recognition programs, job classification; pay plan administration; employee relations; grievances; and investigations of alleged discrimination; substance abuse programs; maintenance of manual and computerized employee information records and reports; police and fire civil service administration including testing, coordinating civil service commission meetings and hearing, and maintenance of local civil service regulations. The approved budget totals \$867,591. There were no significant changes for this department.

Information Technology

To improve the productivity of operations and management for all City departments, the Information Technology Department provides: prompt, competent, courteous replies to customer request, timely acquisition, timely training, reliable operation and maintenance of standard computer/telephone hardware and software, and standards for security and compatibility of all system components. The approved budget totals \$3,663,053. Included is a \$15,499 increase for reimbursements, \$6,340 increase in Laserfiche Software Maintenance and decrease of \$2,500 for training.

Judiciary

Municipal Judiciary is the judicial branch of municipal government and must remain neutral in the adjudication of all cases. It is the responsibility of the court to provide courteous service to citizens in the disposition of cases, to be timely and efficient and to operate in accordance with applicable state statutes. The approved budget totals \$357,126. Included is \$307 increase for copier rental and miscellaneous services.

Legal Services

The Legal Services Department accurately records and maintains City documents, conducts City elections with integrity and provides information, advice and legal services to City of Grand Prairie officials, departments, agencies and to others with City-related business in a timely, accurate and courteous manner to protect the rights of the City, its citizens, and reduce its legal liability. The approved budget totals \$770,377. Included are an increase of \$9,772 for full year funding for one fulltime Office Assistant, and a reduction of \$8,010 for book maintenance.

Library

To encourage a more informed society, the Grand Prairie Municipal Library provides general educational, recreational and informational resources and services to persons of all ages in a prompt, knowledgeable and courteous manner. The approved budget totals \$2,462,915. Included is a decrease of \$43,755 to re-class Library Manager to Librarian.

Management Services

The Management Services Department consists of the Internal Audit Division. The Internal Audit Division reviews internal controls, compliance with laws and regulations, evaluates the efficiency and effectiveness of operations, and performs any other special projects assigned by the City Manager's Office. The approved budget totals \$295,940. There were no significant changes for this department.

Marketing

To enhance the image of the City, the Marketing Department keeps citizens, businesses, City Council and City employees informed about the City government; promotes City programs, services and events; facilitates one and two-way communication; and disseminates news about the City in an accurate, timely and credible manner. The approved budget totals \$345,155. Included are \$11,400 increase for Granicus Web Broadcast Maintenance fees, \$8,000 full year funding for one Webmaster, and \$1,000 for training.

Municipal Court

The Municipal Court is the judicial branch of municipal government and must remain neutral in the adjudication of all cases. It is the responsibility of the court to provide courteous service to citizens in the disposition of cases, to be timely and efficient and to operate in accordance with applicable state statutes. The approved budget totals \$1,696,296. Included is \$12,310 increase for postage and a decrease of \$89,843 for reduction in workforce for one full-time Senior Office Assistant and one full-time Office Assistant.

Non-Departmental

Non-Departmental provides funds for miscellaneous items not falling within a single departmental activity or which can be most efficiently handled in aggregate for the entire General Fund. The approved budget totals \$12,202,321. Included are increases of \$102,257 for retiree health insurance, \$987,312 for the employee lump sum merit compensation package, and \$420,018 transfer to Park Venue Operating Fund, added \$600,000 contingency for retirees, and decreases of \$900,000 transfer to IT Equipment Acquisition Fund and \$1,100,000 for transfer to Capital Reserve.

Planning and Development

The Planning and Development Department promotes and regulates quality, planned growth through Grand Prairie by assisting customers in the development process providing accurate land use information and assuring safe construction through plan review and field inspections, in a timely and courteous manner. The approved budget totals \$6,120,990. Included are increases of \$144,000 for Streetlights, \$46,575 for one full-time Code Officer moved to Auto Related Business in the Solid Waste Fund, and decreases of \$83,894 for reduction in workforce for two part-time positions and \$81,359 for one full-time Chief Plans Examiner.

Police

The Grand Prairie Police Department strives to provide and maintain the highest quality service, provide a safe and secure environment, and professional excellence. The approved budget totals \$33,530,526. Included are increases of \$290,313 for full year funding for 13 positions added in fiscal year 2007 and mid-year in fiscal year 2008 as follows six Police Officers, one Lieutenant, three Dispatchers, one Fiscal Manager, one Property Evidence Technician, and one Detention Officer. Other increases include \$101,927 overtime (overtime, FLSA, SS, & TMRS) for patrol, \$30,000 for support of persons, \$100,000 for wrecker services, \$53,709 for city cash match for grants, and reductions of \$100,000 for STEP overtime, \$36,343 for reduction of workforce for one full-time Office Assistant, and \$2,500 decrease in Training.

Public Works

To ensure a high quality residential and business environment, the Public Works Department conducts daily and emergency operations, maintenance and improvements to provide clean, smooth, safe streets, adequate and safe water, wastewater, solid waste and drainage systems, and supporting engineering services for the public in a courteous and timely manner. The approved budget totals \$6,298,635. Included are \$361,863 for increase in Motor Vehicle Fuel, \$28,000 for one vehicle, and decrease of \$34,112 for reduction of workforce for one full-time laborer.

Transportation

The Transportation Services Department of the City of Grand Prairie provides enhanced mobility for people, goods and services which will meet their present and future needs in a proficient and responsive manner by planning, operating and maintaining a safe and efficient transportation system. The approved budget totals \$1,012,534. Included are an increase of \$8,997 for Motor Vehicle Fuel and a decrease of \$11,000 for reduction in dues and \$27,451 reduction in Transportation Coalition.

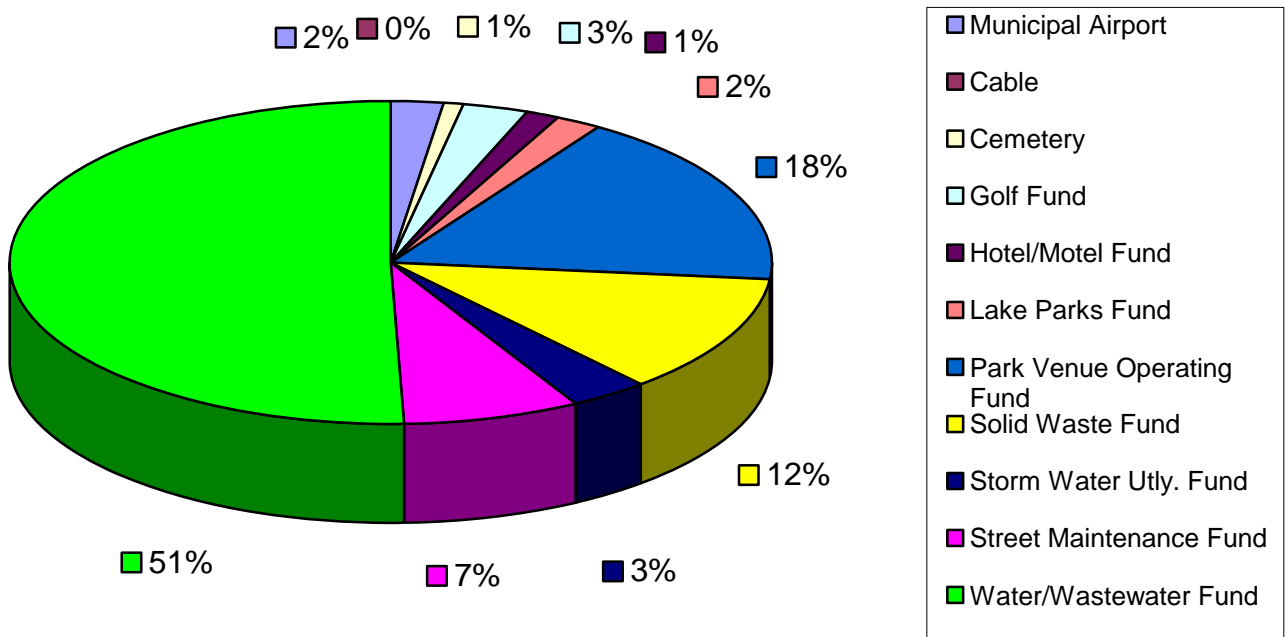
Enterprise Funds

Enterprise Funds Revenue Summary

ENTERPRISE FUNDS REVENUES BY FUND FY 2008-09

<u>FUND</u>	<u>2006/07 ACTUAL</u>	<u>2007/08 APPR/MOD</u>	<u>2007/08 PROJECTED</u>	<u>2008/09 APPROVED</u>
Municipal Airport	1,663,589	1,509,391	1,978,570	1,937,237
Cable	114,590	132,747	134,166	143,783
Cemetery	1,027,359	608,494	626,255	659,288
Golf Fund	3,415,914	2,821,088	2,251,906	2,727,958
Hotel/Motel Fund	1,144,214	1,192,084	1,156,946	1,225,467
Lake Parks Fund	1,949,342	2,080,678	2,751,472	1,871,541
Park Venue Operating Fund	17,926,533	15,411,340	15,724,340	16,192,799
Solid Waste Fund	9,583,723	9,845,653	9,222,004	10,829,052
Storm Water Utl. Fund	2,726,527	2,913,942	3,035,695	3,129,221
Street Maintenance Fund	6,944,458	6,537,283	6,993,389	6,916,941
Water/Wastewater Fund	37,801,924	43,794,107	43,205,134	46,832,108
TOTAL ENTERPRISE FUNDS	\$84,298,173	\$86,846,807	\$87,079,877	\$92,465,395

ENTERPRISE FUNDS REVENUES BY FUND (%) FY 2008-09

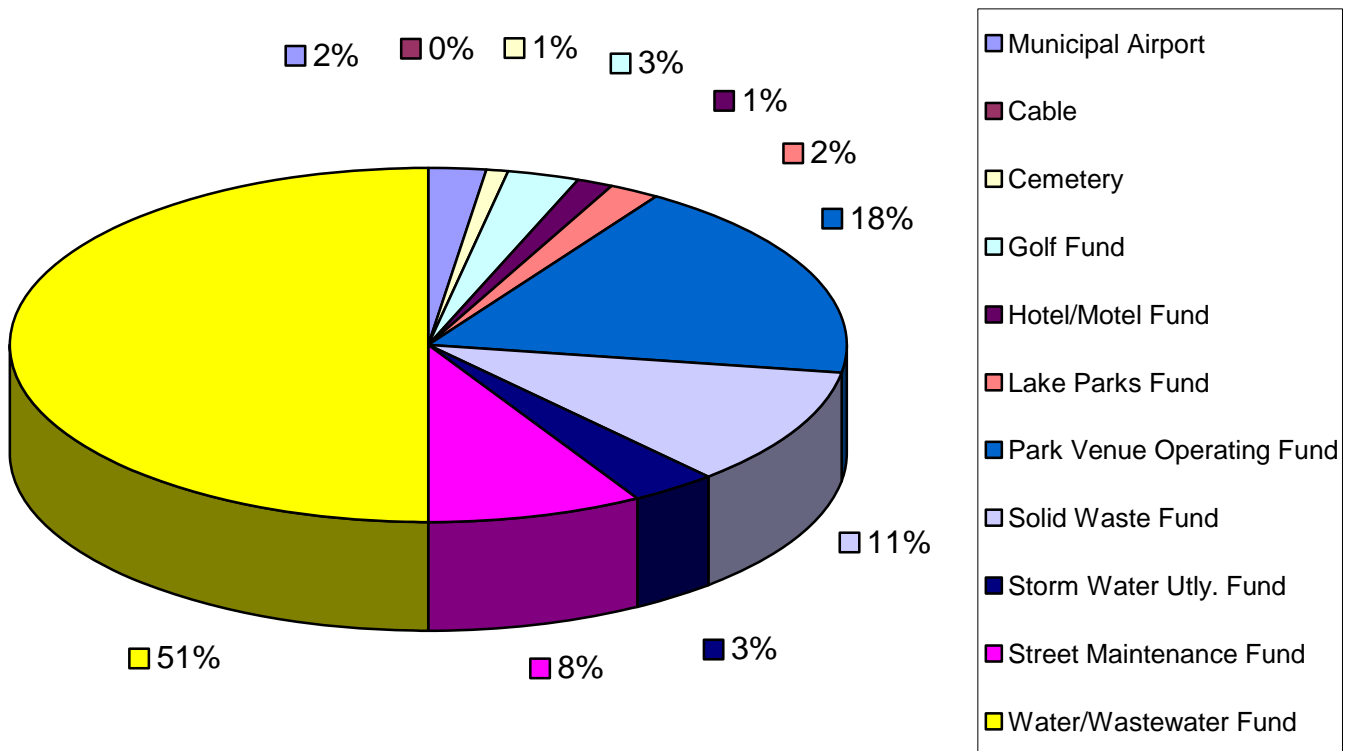


Enterprise Funds Appropriation Summary

ENTERPRISE FUNDS APPROPRIATIONS BY FUND FY 2008-09

<u>FUND</u>	<u>2006/07 ACTUAL</u>	<u>2007/08 APPR/MOD</u>	<u>2007/08 PROJECTED</u>	<u>2008/09 APPROVED</u>
Municipal Airport	1,486,490	1,571,453	2,035,116	2,001,148
Cable	121,732	217,458	217,458	148,649
Cemetery	773,428	633,027	641,042	663,992
Golf Fund	3,266,459	2,786,437	2,614,345	2,731,598
Hotel/Motel Fund	1,163,814	1,398,336	1,394,601	1,239,927
Lake Parks Fund	1,880,747	2,079,316	2,607,011	2,081,043
Park Venue Operating Fund	14,562,582	17,343,386	17,274,644	17,293,818
Solid Waste Fund	9,705,635	10,371,284	10,245,716	10,461,674
Storm Water Utly. Fund	3,236,658	3,592,775	3,627,634	3,181,213
Street Maintenance Fund	9,283,674	7,910,581	7,910,581	7,853,016
Water/Wastewater Fund	39,197,036	44,369,931	43,250,131	47,688,002
TOTAL ENTERPRISE FUNDS	\$84,678,255	\$92,273,984	\$91,818,279	\$95,344,080

ENTERPRISE FUNDS APPROPRIATIONS BY FUND (%) FY 2008-09



Enterprise Funds Agency Descriptions

Municipal Airport Fund

The Municipal Airport accounts for airport rent paid to the City to cover general maintenance and operations of the Airport. The approved revenues total \$1,937,237. The approved appropriations total \$2,001,148. Included is a \$154,950 increase for Aviation Gas, \$282,500 increase for Aviation Jet A Fuel, \$4,075 increase for Airport Detention Pond Maintenance, and increased Air Traffic Control Contract by \$2,000.

Cable Fund

The Cable Fund provides government access programming to the Citizens of Grand Prairie. The approved revenues total \$143,783. The approved appropriations total \$148,649. Included is \$59,497 for a contract Cable Producer and a decrease of \$125,000 for one-time items in FY08 which includes the following \$40,000 for News Anchor, \$40,000 for Freelance Services, \$40,000 for camera equipment and \$5,000 for remodel of studio.

Cemetery Fund

The Grand Prairie Memorial Gardens and Mausoleum is dedicated to providing the community with a beautiful cemetery with impeccable grounds care and “Raving Fans” service. The approved revenues total \$659,288. The approved appropriations total \$663,992. Included are a \$5,148 increase for part-time hours and \$19,595 increase for Marker Costs.

Hotel/Motel Tax Fund

The Hotel/Motel Fund accounts for a 7% tax charged to occupants of the City’s hotels, motels, and any other facility in which the public may obtain sleeping quarters. The approved revenues total \$1,225,467. The approved appropriations total \$1,239,927. Included is an increase of \$75,000 for Arts Council Uptown Theatre Rental, \$10,000 added for Halloween Light Show, \$10,500 increase in Advertising/Promotions, \$5,000 for redesign of the City tourist visitor website, and a \$1,000 increase for training.

Golf Fund

The Municipal Golf Course Fund provides funding for the Grand Prairie Municipal Golf Course and Tangle Ridge Golf Course. The approved revenues total \$2,727,958. The approved expenditures total \$2,731,598. Included are \$5,000 increase in sand and gravel supplies, \$5,400 increase in POS Software Maintenance, \$3,000 increase for Motor Fuel Supplies, and an increase of \$2,050 for equipment maintenance fees.

Lake Parks Fund

The Lake Parks in Grand Prairie offer recreation, homes, and potential retail and resort development. Located in south Grand Prairie, surrounding Joe Pool Lake just south of Interstate 20, The Lake Parks in Grand Prairie include Lynn Creek Park, Loyd Park, Lake Ridge properties, Lynn Creek Marina and Oasis Restaurant and thousands of acres of developable property around the lake. The approved revenues total \$1,871,541. The approved appropriations total \$2,081,043. Included are \$18,762 increase in retiree medical insurance, \$6,000 added to purchase Gator equipment, \$15,000 reimbursement from Prairie Lights Fund and \$2,000 increase for satellite service for cabins.

Park Venue Operating Funds

The Park Venue Operating Fund accounts for the operation and maintenance of the City's Parks and Recreation System. The Park Venue Sales Tax Fund provides capital project construction management, the actual construction contract for park and facility improvements and the operation of the Ruthie Jackson Recreation Center (RJC). The approved revenues total \$8,987,307. The approved appropriations total \$9,387,307. Included is \$45,750 increase for expanding the Athletics Basketball/Volleyball Programming, \$4,000 increase for the Charley Taylor Father/Daughter Dance, \$5,000 increase for expanding special events, \$12,000 increase for overtime for Facility Maintenance, \$10,000 increase for heating expenses, increase of \$25,000 for water/wastewater service charges, and \$34,112 for reduction of workforce for one full-time maintenance worker.

Park Venue Sales Tax Fund

The Park Venue Operating Fund accounts for the operation and maintenance of the City's Parks and Recreation System. The Park Venue Sales Tax Fund provides capital project construction management, the actual construction contract for park and facility improvements and the operation of the Ruthie Jackson Recreation Center (RJC). The approved revenues total \$7,205,492. The approved appropriations total \$7,906,511. Included is \$43,610 for one part-time Security Guard and vehicle at Bowles, \$15,000 for one-time vehicle marketing program, increase of \$91,800 for RJC operating expenditures, \$15,000 for Wide Word of Parks operating expenses, \$20,000 added for grand opening of Uptown Theater, \$21,000 increase for mowing contract, \$28,570 for a utility vehicle with blower/edger attachment, \$21,500 for multi-pro spray rig, \$25,000 for passenger van, \$11,444 for one-time funding of vent/hood inspections, \$88,062 increase in workforce and part-time help, \$14,617 increase for Life is Grand publication, \$12,750 increase for banner supplies and \$9,000 school marketing publication.

Solid Waste Fund

The Solid Waste Fund manages the City's solid wastes and operates a Type I Municipal Solid Waste Landfill. The approved revenue totals \$10,829,052. The approved appropriations total \$10,461,674. Included are a \$109,123 increase for Landfill and Recycling Operations, \$150,122 for increased Residential Solid Waste contract, increases of \$67,446 for Auto Related Business, \$56,870 for Keep Grand Prairie Beautiful, \$100,661 added for Community Services Program and \$47,364 for an increase in the Brush Crew Services. Revenues in Solid Waste Fund include a rate increase of \$2.38 per month for residential garbage pickup.

Street Maintenance Sales Tax Fund

The Street Maintenance Sales Tax Fund provides the resources for maintenance and replacement of existing City streets and alleys, working toward bringing the overall condition to an acceptable level for the citizens of Grand Prairie. The approved revenue totals \$6,916,941. The approved appropriations total \$7,853,016.

Storm Water Utility Fund

The Storm Water Utility Fund receives Storm Water Utility Fees that are used to construct, operate, and maintain the storm water drainage system. The approved revenue totals \$3,129,221. The approved appropriations total \$3,181,213. Included is an increase of \$75,000 for purchase of an oil separator.

Water/Wastewater Fund

The Water/Wastewater Fund provides funding for expenses associated with the construction, operation, and maintenance of the City's water distribution and sanitary wastewater systems. The approved revenue totals \$46,832,108. Due to increasing needs related to water wastewater, an average increase of 8% to water wastewater rates charged to residential, commercial and industrial customers has been approved in this year's budget. The approved appropriations total \$47,688,002. Included are increases of \$916,000 for additional water purchases, \$676,088 for additional TRA wastewater treatment costs, \$665,000 increase in Lakeview Lift Station expenses, \$51,550 increase in Credit Card Service charges, \$85,325 increase in chemical supplies, increases of \$70,000 for a water line leak corolator, \$50,000 for a pipe bursting machine, \$21,000 for a portable traffic message board, \$21,000 for an extended cab pickup, and \$10,000 for a utility boring missile.

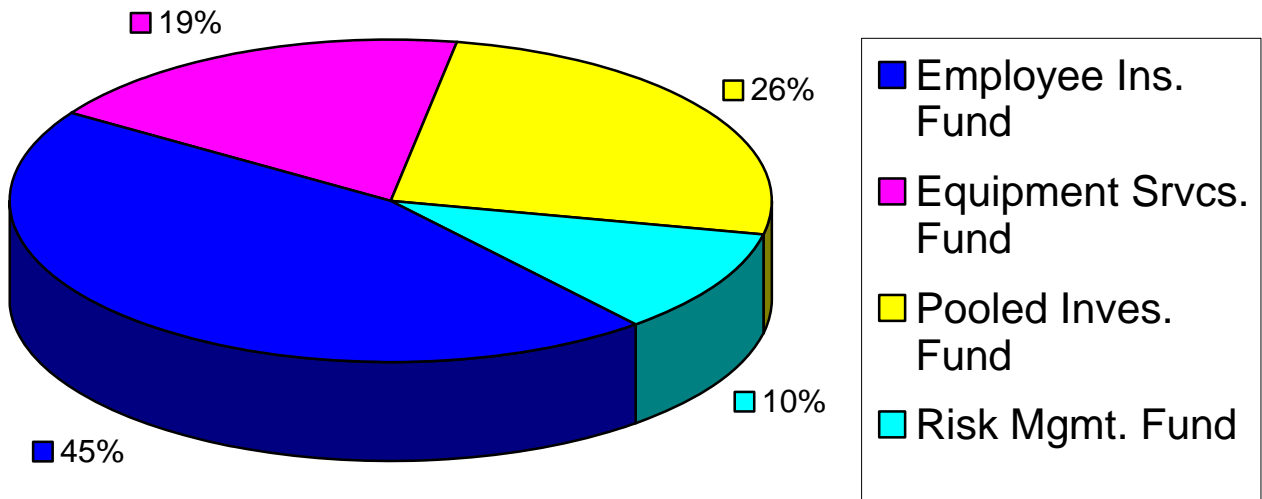
Internal Service Funds

Internal Service Funds Revenue Summary

INTERNAL SERVICE FUNDS REVENUES BY FUND

<u>FUND</u>	<u>2006/07</u> <u>ACTUAL</u>	<u>2007/08</u> <u>APPR/MOD</u>	<u>2007/08</u> <u>PROJECTED</u>	<u>2008/09</u> <u>APPROVED</u>
Employee Ins. Fund	\$13,224,459	\$12,815,411	\$12,939,492	\$13,249,723
Equipment Srvc. Fund	3,719,220	3,746,500	4,568,304	5,429,388
Pooled Inves. Fund	8,075,660	7,501,000	9,001,420	7,501,000
Risk Mgmt. Fund	2,893,201	3,032,142	3,332,815	3,045,837
Total Internal Service Funds	\$27,912,540	\$27,095,053	\$29,842,031	\$29,225,948

INTERNAL SERVICE FUNDS REVENUES BY FUND (%) FY 2008-09

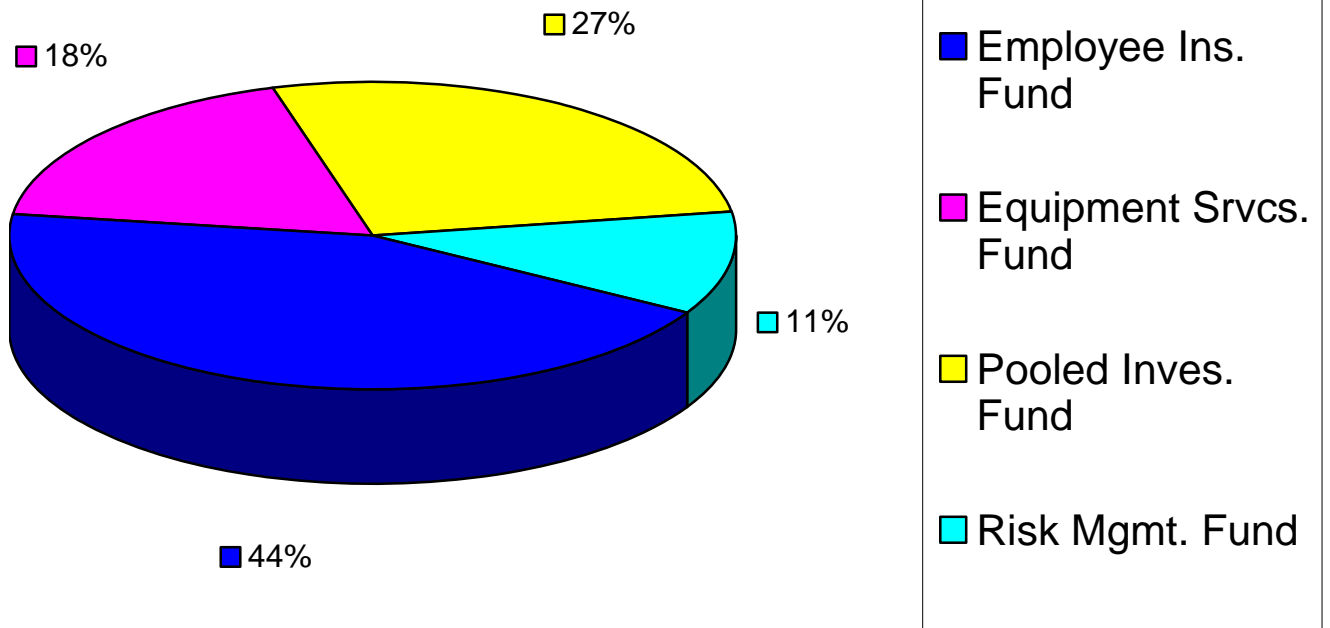


Internal Service Funds Appropriation Summary

**INTERNAL SERVICE FUNDS
APPROPRIATIONS BY FUND**

<u>FUND</u>	<u>2006/07 ACTUAL</u>	<u>2007/08 APPR/MOD</u>	<u>2007/08 PROJECTED</u>	<u>2008/09 APPROVED</u>
Employee Ins. Fund	\$9,921,986	\$12,374,013	\$11,544,760	\$13,209,062
Equipment Srvc. Fund	3,631,023	3,739,708	4,621,143	5,496,420
Pooled Inves. Fund	6,948,468	8,083,809	9,211,823	8,113,673
Risk Mgmt. Fund	3,290,999	3,280,186	3,036,766	3,236,871
Total Internal Service Funds	\$23,792,476	\$27,477,716	\$28,414,492	\$30,056,026

**INTERNAL SERVICE FUNDS
APPROPRIATIONS BY FUND (%)
FY 2008-09**



Internal Service Funds Agency Descriptions

Employee Insurance Fund

The Employee Insurance Fund accounts for all monies contributed for the health, vision and dental plans, and life insurance. The approved revenues total \$13,249,723. The approved appropriations total \$13,209,062. Included is \$10,000 for increased audit services, \$3,200 for training and certification for HR Advisor and a decrease of \$50,000 for the Employee Health Clinic.

Equipment Services Fund

Equipment Services implemented a maintenance agreement user fee system in fiscal year 1988/89. Charges for vehicle maintenance for FY 2008-09 are based on fiscal year 2007-08 maintenance and repair costs for each class of vehicle. The average cost is modified to include a fully burdened labor rate. The average rate for each class is then applied to the vehicles assigned to each agency to establish vehicle maintenance costs based on the per vehicle maintenance agreements. The total approved revenues total \$5,429,388. The total approved expenditures total \$5,496,420. Included are \$1,635,993 for increased cost of fuel sold, \$80,000 increase in cost of outside repairs and maintenance, \$2,400 for scanner for fire trucks and \$4,200 for additional transmission machine.

Pooled Investments Fund

The Pooled Investment Fund provides interest earnings to the operating and capital projects funds of the City of Grand Prairie. The approved revenues total \$7,501,000. The approved appropriations total \$8,113,673. Included is \$32,000 for an increase in fees for credit card service charges and \$1,538 for increased audit services.

Risk Management Fund

The Risk Management Fund accounts for all funds collected through internal service rates for workers' compensation, property, and liability insurance indemnity. The approved revenue totals \$3,045,837. The approved appropriations total \$3,236,871. Included are \$10,000 increased for audit service, \$15,000 increase in city-wide training, \$99,570 increase in legal fees and \$9,520 for safety flashers for Street Department vehicles.

Other Funds

Other Funds Revenue Summary

OTHER FUNDS REVENUES BY FUND

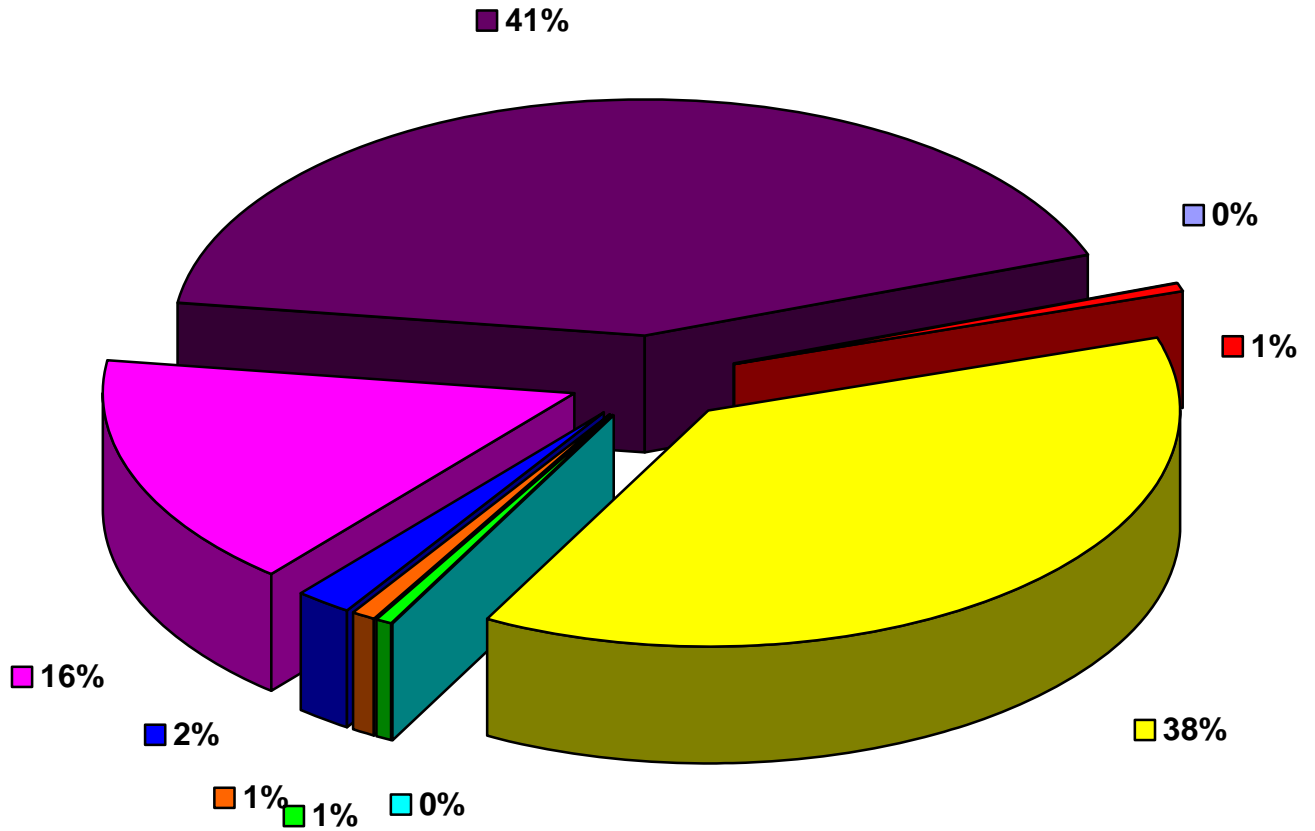
<u>FUND</u>	<u>2006/07</u> <u>ACTUAL</u>	<u>2007/08</u> <u>APPR/MOD</u>	<u>2007/078</u> <u>PROJECTED</u>	<u>2008/09</u> <u>APPROVED</u>
Airport Debt Serv. Fund	\$202,691	\$0	\$0	\$0
Baseball Fund	\$0	\$2,142,156	\$2,321,219	\$2,891,488
Baseball Stadium Repair & Mntce	\$0	\$0	\$0	\$50,000
Cemetery Debt Service Fund	267,461	-	-	-
Other Cemetery Funds	143,620	142,500	264,302	269,852
Crime Tax Fund	-	4,279,519	4,052,848	4,730,930
Debt Service Fund	15,221,526	16,166,949	16,280,818	16,597,963
Equipment Acq	-	-	-	500,000
Gas Fund	14,934,090	5,136,156	5,154,325	6,545,827
Golf Debt Serv. Fund	663,672	-	-	-
Hotel/Motel Bldg. Fund	108,868	111,880	113,465	111,438
Information Tech. Acq. Fund	671,216	1,674,790	1,678,098	768,844
Juvenile Case Manager Fund	121,981	120,000	130,000	161,830
Municipal Court Funds	233,666	239,590	234,871	232,220
Park Venue Debt Serv. Fund	2,897,959	-	-	-
Park Venue Rainy Day Fund	132,707	-	-	-
Police Seizure Fund	147,762	137,134	86,093	87,054
Prairie Lights	-	-	-	390,000
RJC Equipment Repl. Fund	52,645	54,332	78,997	69,866
Senior (Active Adult) Ctr	-	2,145,810	2,317,078	2,723,681
Solid Waste Debt Serv. Fund	64,848	-	-	-
Solid Waste Closure Fund	175,000	75,000	75,000	175,000
Solid Waste Equip Acqu Fund	625,000	825,000	959,023	400,000
Solid Waste Landfill Repl. Fund	95,000	25,000	25,000	100,000
Solid Waste Liner Reserve. Fund	50,000	50,000	50,000	150,000
W/WW Debt Service Fund	5,319,794	6,773,052	6,810,620	7,131,044
TOTALS	42,129,506	40,098,868	40,631,757	44,087,037

Other Funds Appropriations Summary

OTHER FUNDS APPROPRIATIONS BY FUND

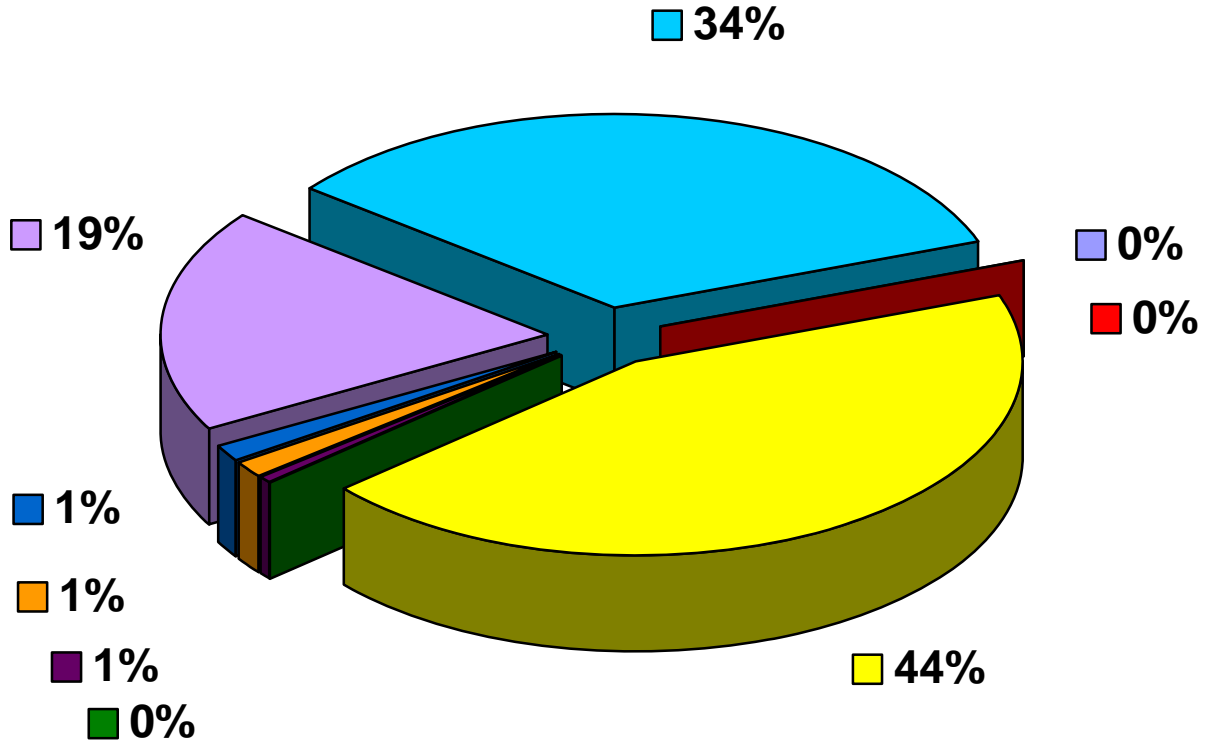
Airport Debt Serv. Fund	\$361,384	\$0	\$0	\$0
Baseball Fund	\$0	\$811,608	\$625,193	\$896,691
Baseball Stadium Repair & Mntce	\$0	\$0	\$0	\$0
Cemetery Debt Service Fund	357,667	0	0	0
Other Cemetery Funds	11,925	7,500	6,500	7,500
Crime Tax Fund	0	1,950,000	128,105	1,961,518
Debt Service Fund	13,094,730	15,516,847	16,130,126	16,219,088
Equipment Acquis. Fund	178,600	250,000	250,000	275,000
Gas Fund	5,000,000	8,029,468	8,029,468	7,000,000
Golf Debt Serv. Fund	1,033,597	0	0	0
Hotel/Motel Bldg. Fund	200,000	302,610	272,610	297,500
Information Tech. Acq. Fund	1,184,610	1,838,721	1,822,194	1,047,000
Juvenile Case Manager Fund	67,341	111,470	86,023	151,370
Municipal Court Funds	234,169	342,447	353,235	297,770
Park Venue Debt Serv. Fund	5,295,502	0	0	0
Park Venue Rainy Day Fund	1,189,341	0	0	0
Police Seizure Fund	136,884	221,370	237,745	84,800
Prairie Lights	0	0	0	375,000
RJC Equipment Repl. Fund	20,482	85,000	85,000	60,000
Senior (Active Adult) Ctr	0	562,500	76,863	758,085
Solid Waste Debt Serv. Fund	200,394	0	0	0
Solid Waste Closure Fund	0	0	0	0
Solid Waste Equip Acqu Fund	755,934	979,471	979,471	500,000
Solid Waste Landfill Repl. Fund	0	0	0	0
Solid Waste Liner Reserve. Fund	0	0	0	0
Solid Waste Special Proj Fund	0	0	0	0
W/WW Debt Service Fund	4,941,468	6,424,379	6,386,953	6,904,015
TOTALS	34,264,028	37,433,391	35,469,486	36,835,337

**OTHER FUNDS
REVENUES BY FUND (%)
FY 2008-09**



■ Airport Debt Serv. Fund	■ Cemetery Funds
■ Debt Service Fund	■ Golf Debt Serv. Fund
■ Municipal Court Funds	■ Park Venue Funds
■ Solid Waste Funds	■ W/WW Debt Service Fund
■ Other Miscellaneous Funds	

**OTHER FUNDS
 APPROPRIATIONS BY FUND (%)
 FY 2008-09**



■ Airport Debt Serv. Fund	■ Cemetery Funds
■ Debt Service Fund	■ Golf Debt Serv. Fund
■ Municipal Court Funds	■ Park Venue Funds
■ Solid Waste Funds	■ W/WW Debt Service Fund
■ Other Miscellaneous Funds	

Other Funds Agency Descriptions

Baseball Operating Fund

The Baseball Operating Fund is primarily funded from sales tax for construction of a minor league baseball stadium in Grand Prairie. The approved revenues total \$2,891,488. The approved appropriations total \$896,691 for interest expense on bonds.

Baseball Stadium Repair & Maintenance Fund

The Baseball Stadium Repair & Maintenance Fund is dedicated to provide ongoing repair and maintenance of the minor league baseball stadium in Grand Prairie. The approved revenues total \$50,000. There are no approved appropriations for this fund.

Cemetery Perpetual Care Fund

The Grand Prairie Memorial Gardens and Mausoleum Perpetual Care Fund is dedicated to provide care and maintenance to the cemetery in the need of replacement of markers, benches, and crypt fronts due to vandalism or cemetery error. The approved revenues total \$63,445. There are no approved appropriations for this fund.

Cemetery Prepaid Services Fund

The Grand Prairie Memorial Gardens and Mausoleum is dedicated to providing the community with a beautiful cemetery with impeccable grounds care and “Raving Fans” service. The approved revenues total \$81,407. The approved appropriations total \$7,500 for a transfer to the Cemetery Operating Fund for prepaid services expenses.

Cemetery Replacement Fund

The Grand Prairie Memorial Gardens and Mausoleum Replacement Fund is dedicated to providing the community with a beautiful cemetery with impeccable grounds care and “Raving Fans” service. The approved revenues total \$15,000. There are no approved appropriations for this fund.

Crime Tax Fund

The Crime Tax Operating Fund is primarily funded from sales tax for construction of the new Public Safety Building. The approved revenues total \$4,730,930. The approved appropriations total \$1,961,518 for debt service interest expense and cost of issuance on bonds.

Debt Service Fund

The Debt Service Fund is primarily funded from taxes and interest earnings to meet the requirements of general obligation debt service and reserve. The approved revenues total \$16,597,963. The approved appropriations for principal and interest payments total \$16,219,088. Included is an increase of \$739,394 for interest expense for bonds, increase of \$187,170 for principal payment bonds, \$5,000 reduction in fiscal fees, \$285,335 reduction for interest expense for Certificates of Obligation, and a reduction of \$22,305 for interest expense for future issue.

Equipment Acquisition Fund

The Equipment Acquisition Fund issues short term debt to purchase capital outlay valued at \$30,000 or greater with a useful life of greater than four years. There approved revenues total \$500,000. The approved expenditures total \$275,000. Included is an increase of \$25,000 for capital outlay items.

Gas Fund

The Gas Fund is primarily funded through one-time gas leasing agreements and gas royalties which can be utilized for capital projects in the City. The approved revenues total \$6,545,827. The approved expenditures total \$7,000,000. Included is \$7,000,000 for the Dallas/Tarrant County Clinic projects.

Hotel/Motel Building Fund

The Hotel/Motel Building Fund accounts for a capital reserve, which could be used for a Civic/Convention Center. The approved revenues total \$111,438. The approved expenditures total \$297,500. Included is \$100,000 for the city's Centennial Celebration, \$22,500 for Tourist Information Center improvements, and \$175,000 for Plaza Enhancements and Grand Opening ceremonies in downtown Grand Prairie.

Information Technology Acquisition Fund

The Information Technology Acquisition Fund accounts for information technology hardware and software purchased by the City of Grand Prairie. The approved revenues total \$768,844. The approved appropriations total \$1,047,000. Included is \$730,000 for one-time purchases of computer pc and laptop replacements, telephone and switching equipment and wiring upgrades, \$167,000 for Tiburon Upgrade of CAD, mapping and reporting system, and \$150,000 for other computer related products/services.

Juvenile Case Manager Fund

The Juvenile Case Manager Fund is funded from proceeds collected from a \$5.00 Juvenile Case Manager Fee paid by defendants who have been convicted of a misdemeanor offense. The approved revenues total \$161,830. The approved appropriations total \$151,370. Included is \$25,000 increase for Contingency expenses and \$10,984 for full year funding for one full-time Juvenile Case Manager.

Municipal Court Building Security Fund

The Municipal Court Building Security Fund is funded from the proceeds of a \$3.00 security fee paid by defendants who have been convicted of a misdemeanor offense. The approved revenues total \$90,882. The approved appropriations total \$105,232. Included is an increase of \$8,867 for education incentive allowance for City Marshalls.

Municipal Court Judicial Efficiency Fund

The Municipal Court Judicial Efficiency Fund is funded from the proceeds of a \$25.00 one-time payment fee paid by defendants who have been convicted of a misdemeanor offense. The approved revenues total \$18,607. The approved appropriations total \$22,280. Included is an increase of \$2,000 for warrant notice services.

Municipal Court Technology Fund

The Municipal Court Technology Fund is funded from the proceeds of a \$4.00 technology fee paid by defendants who have been convicted of a misdemeanor offense. The approved revenues total \$122,731. The approved appropriations are \$170,258. Included is \$100,000 for purchase of document imaging software.

Police Seizure Fund

The Police Seizure Fund provides funding for law enforcement activities. The funds are awarded by the court as a result of a violation of applicable State and/or Federal Laws. The approved revenue totals \$87,054. The approved appropriations total \$84,800. Included is increase of \$2,500 for cell phone seizure expenses, \$18,000 for purchase of a K9 Patrol Dog and veterinarian expenses for the Narcotics Unit.

Prairie Lights Fund

The Prairie Lights Fund is primarily funded through gate receipts, concession sales and private donations from the annual Prairie Lights Holiday Lighting Display at Joe Pool Lake. The approved revenues total \$390,000. The approved expenditures total \$375,000. Included is \$125,000 for the airblown Prairie Light displays.

Ruthe Jackson Repair Reserve Fund

The Ruthe Jackson Replacement Fund is funded from the Ruthe Jackson Center operating revenues in order to acquire capital equipment essential to maintaining its operations. The approved revenue totals \$69,866 with the approved appropriations total \$60,000. Included is \$60,000 for one-time sound reconfiguration.

Senior (Active Adult) Center Fund

The Senior (Active Adult) Center Operating Fund is primarily funded from sales tax for construction of the new Active Adult Center for Grand Prairie citizens. The approved revenues total \$2,723,681. The approved appropriations total \$758,085 for debt service, interest expense, and cost of issuance on bonds.

Solid Waste Closure Liability Fund

The Solid Waste Closure Liability Fund accumulates reserves for landfill closure and post-closure costs and environmental remediation. The approved revenue totals \$175,000 and no approved appropriations. The FY08-09 approved budget does not include any significant budget changes.

Solid Waste Equipment Acquisition

The Solid Waste Equipment Acquisition Fund was created to accumulate reserves for equipment acquisition. The approved revenue totals \$400,000. The approved appropriations total \$500,000. Included is \$500,000 for purchase of a compactor for the Landfill.

Solid Waste Landfill Replacement Fund

The Solid Waste Landfill Replacement Fund accumulates reserves to provide a replacement, solid waste disposal facility by the end of the life of the landfill. The approved revenue totals \$100,000 with no approved appropriations. The FY08-09 approved budget does not include any significant budget changes.

Solid Waste Liner Reserve Fund

The Solid Waste Liner Reserve Fund accumulates reserves for the next landfill liner when required. The approved revenue totals \$150,000 and no approved appropriations. The FY08-09 approved budget does not include any significant budget changes.

Water/Wastewater Debt Service Fund

The Water/Wastewater Debt Service Fund is funded from Water/Wastewater operating revenue in order to meet the requirements of the Water/Wastewater Debt. The approved revenue totals \$7,131,044. The approved appropriations total \$6,904,015. Included is an increase of \$518,492 for interest expense, increase of \$586,400 for principle payment bonds, and a reduction of \$625,706 for future debt service issue.

Capital Projects

2008/09 APPROVED PROJECTS BUDGET

The 2008-09 Approved Capital Improvement Projects Budget includes \$55,257,964 in appropriation requests. This includes \$16,661,518 in Water and Wastewater requests, \$21,262,644 in Street and Signal Projects, \$1,534,500 Park Projects, and \$7,196,616 in Storm Drainage Projects. All planned debt issued in 2009 are within the legal limits and are within the tax debt capacity of I & S portion of the tax rate. Improvements by funds are outlined below.

Capital Projects by Fund

Airport Fund

- \$1,250,000 funding for the construction of the Airport Terminal 50/50 Split with TxDOT
- \$100,000 funding for the RAMP Projects Grant 50/50 Split with TxDOT

TOTAL APPROPRIATIONS = \$1,350,000

Fire Fund

- \$227,500 additional funding for Cedar Hill Fire Station
- \$70,000 to retro-fit 2 fire engines with a compressed air foam system
- \$55,000 for the continuation of the Opticom system
- \$343,350 ambulance replacement
- \$13,917 for cost of issuance

TOTAL APPROPRIATIONS = \$709,767

Golf Fund

- \$50,000 for Prairie Lakes Greens Renovation

TOTAL APPROPRIATIONS = \$50,000

Lake Park Fund

- \$2,800,000 for Infrastructure for Pavilion by Salt Lick Property
- \$200,000 for Lloyd Park Playground
- \$25,000 for cost of issuance

TOTAL APPROPRIATIONS = \$3,025,000

Municipal Facilities Fund

- \$525,000 for Market/Plaza Enhancements
- \$200,000 for a roof and HVAC Replacement Program
- \$200,000 for building infrastructure repairs
- \$150,000 for building infrastructure repairs at Fire Stations #6 and #2
- \$300,000 for remodel of the Council Chambers
- \$150,000 for generator connections at City Hall
- \$200,000 for entryways
- \$100,000 for downtown parking lot acquisition
- \$38,500 for cost of issuance

TOTAL APPROPRIATIONS = \$1,863,500

Park Fund

- \$385,000 for Boze Building Rehab/Furnishings
- \$225,000 for Charley Taylor grounds/playground
- \$200,000 for park infrastructure
- \$169,500 for golf equipment purchase
- \$150,000 for Veterans Park fence/irrigation
- \$100,000 for Bowles pavilion
- \$80,000 for McFalls East fence (Outfield)
- \$75,000 for trails study (TU easement/transportation)
- \$75,000 for security enhancements- park fields/structures
- \$50,000 park furnishings
- \$25,000 McFalls West/Carrier Pkwy entrance improvements

TOTAL APPROPRIATIONS = \$1,534,500

Solid Waste Fund

- \$200,000 for concrete recycling
- \$175,000 for customer service area upgrade/paving
- \$86,500 for hazardous waste building
- \$75,000 for wetlands mitigation phase II
- \$50,000 landfill permit modifications
- \$50,000 for nature center ADA compliance phase II
- \$30,000 for PPAC landscape repair

TOTAL APPROPRIATIONS = \$666,500

Storm Drainage Fund

- \$5,200,000 for Central Park Drainage Pond
- \$663,000 for City Wide Drainage Master Plan Studies Phase II
- \$832,000 for Nadine from Matthew to Prairie – Phase I
- \$200,000 for miscellaneous drainage projects
- \$200,000 for developer participation

- \$101,616 for cost of issuance

TOTAL APPROPRIATIONS = \$7,196,616

Streets/Signal Fund

- \$5,000,000 for Lynn Creek Pkwy – Lakeridge to SH 360 Phase I
- \$4,860,000 for Esplanade Road (Central Park)
- \$2,286,500 for Lakeridge
- \$2,000,000 for Beltline Sinkhole Emergency Repair
- \$2,000,000 for Southgate II Paving Repair
- \$800,000 for January Lane/Hill Street Extension to SH 161
- \$581,887 for Downtown/Parking Phase I
- \$300,000 for Freetown Road – From Cornvalley Rd to Carrier Ph I
- \$375,000 for High Accident Location Improvements
- \$373,192 for GSW Industrial District
- \$375,000 for developer participation
- \$300,000 for Palace Connection to IH-30 off ramp
- \$300,000 for residential sidewalks new and repair
- \$300,000 for traffic signal updates and engineering
- \$298,400 IH30 Frontage Roads
- \$200,000 for Concrete Channel Repairs
- \$150,000 for school sidewalks
- \$150,000 for handicap ramps
- \$106,000 for work on Railroad Crossings
- \$100,000 for bridge repair work
- \$65,000 for miscellaneous engineering projects
- \$40,000 for street lighting improvements
- \$20,000 for speed hump installation
- \$281,665 for cost of issuance

TOTAL APPROPRIATIONS = \$21,262,644

Water Fund

- \$3,050,000 for 24" Line from Existing 30 & Broad S. to 287 (SH360)
- \$1,955,000 for 36" Water - Lake Ridge Camp Wisdom to GSW
- \$2,306,300 for Central Park Water Well
- \$1,906,200 for Sara Jane 20" Water Line
- \$675,000 for Central Park 24" Water
- \$600,000 for Water Well Rehab
- \$500,000 for Water Tank Rehab
- \$500,000 for FY 09 Water Main Replacements
- \$380,000 for Rehab of 5 MG Storage Tank - Beltline Pump Station
- \$250,000 for AMR Meter Change Out Project
- \$150,000 for Developer Participation
- \$121,000 for Kingwood Lake Ridge to Garden Grove
- \$150,000 for Dist. System Water Quality Improv. DWU Meter Upgrade & Jamieson Delivery
- \$100,000 for Dist. System Water Quality Improv. South Dallas Supply
- \$100,000 Building Infrastructure Repairs₅

- \$98,018 Cost of Issuance

TOTAL APPROPRIATIONS = \$12,841,518

Wastewater Fund

- \$1,500,000 for the WWMP - Priority Overflow Projects
- \$600,000 for Southwest Village Wastewater Line
- \$500,000 for FY 09 Wastewater Main Replacement Project
- \$500,000 for FY 09 Infiltration/Inflow
- \$460,000 for Nadine from Matthew to Prairie – Phase I
- \$150,000 for FY 09 Developer Participation
- \$110,000 for Kingswood Lakeridge to Garden Grove

TOTAL APPROPRIATIONS = \$3,820,000

Capital Reserve Fund

- \$437,919 for equipment purchases

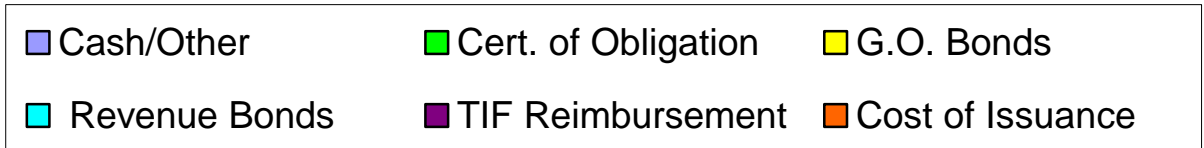
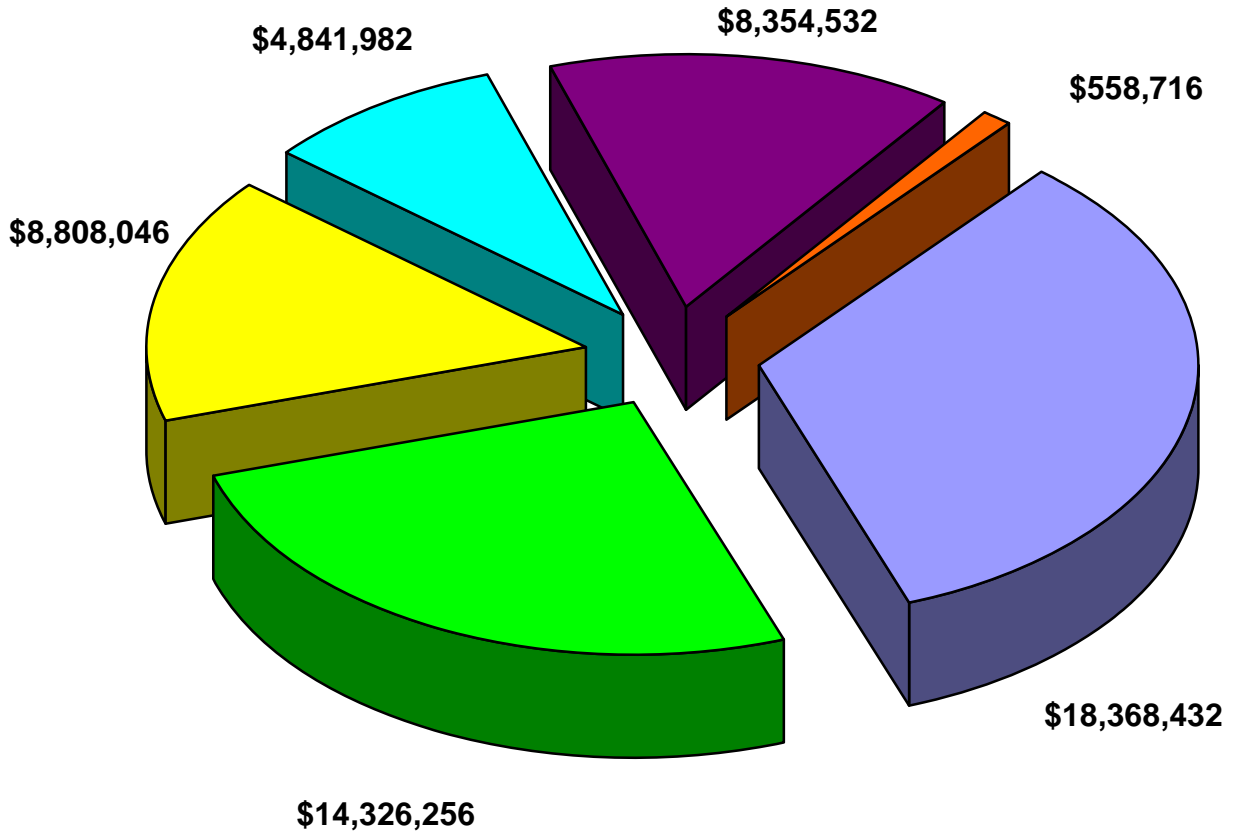
TOTAL APPROPRIATIONS = \$437,919

Equipment Acquisition Fund

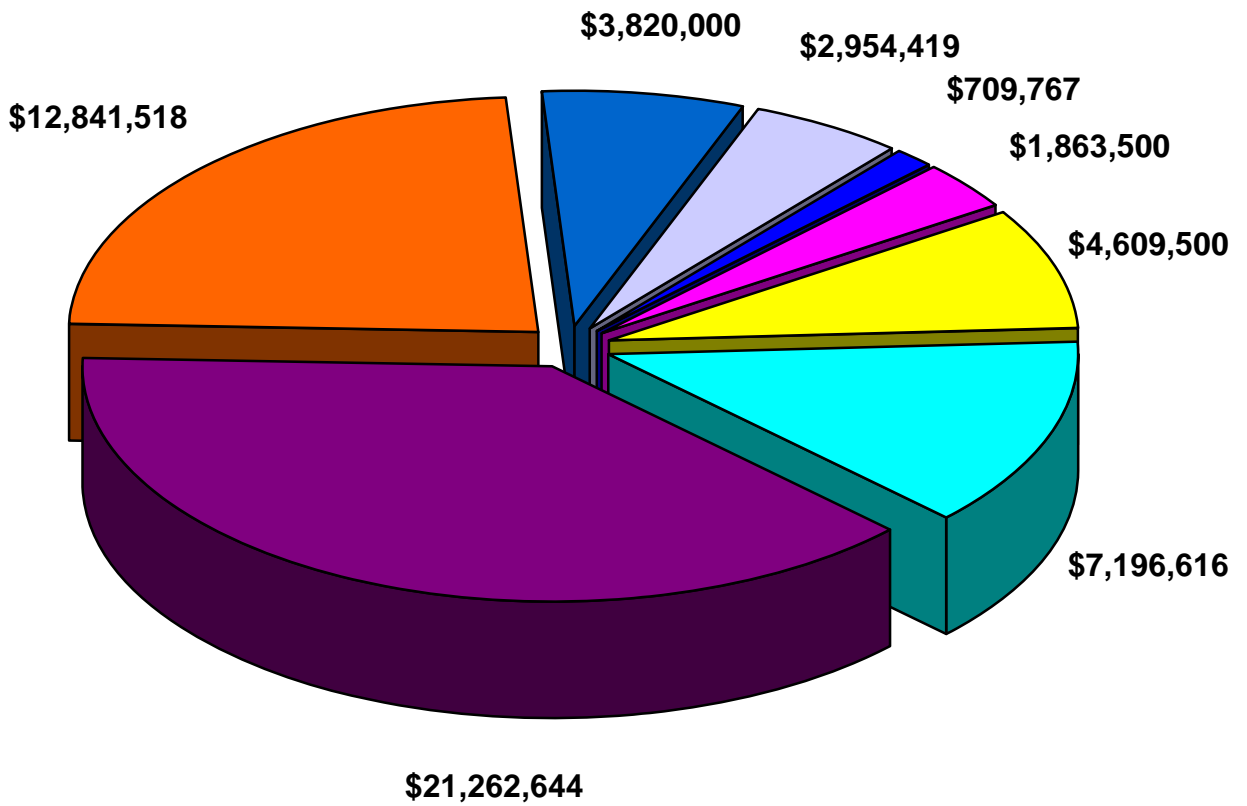
- \$500,000 for equipment purchases

TOTAL APPROPRIATIONS = \$500,000

2009 Approved Capital Projects By Budget Funding Sources \$55,257,964



2009 Approved Capital Projects By Budget Category \$55,257,964



FY09 CAPITAL OUTLAY LIST

<u>FUND</u>	<u>DEPARTMENT</u>	<u>DESCRIPTION</u>	<u>IMPROVEMENT or REPLACEMENT</u>	<u>AMOUNT IN OPERATING FUND</u>	<u>AMOUNT IN EQUIPMENT FINANCED</u>
General Fund	Planning	2000 Pickup 4 X 4	R	25,000	
	Public Works	1996 1/2 Ton Pickup	R	28,000	
	Police	2002 Ford Sedan	R	25,500	
		2003 Ford Sedan	R	25,500	
		2003 Ford Sedan	R	25,500	
		2004 Ford Sedan	R	25,500	
		2004 Ford Sedan	R	25,500	
		2004 Ford Sedan	R	25,500	
		2004 Ford Sedan	R	25,500	
		2004 Ford Sedan	R	25,500	
		2004 Ford Sedan	R	25,500	
		2005 Ford Sedan	R	25,500	
		2005 Ford Sedan	R	25,500	
		2005 Ford Sedan	R	25,500	
		2005 Ford Sedan	R	25,500	
		2005 Ford Sedan	R	25,500	
		2005 Ford Sedan	R	25,500	
		2005 Ford Sedan	R	25,500	
		2005 Ford Sedan	R	25,500	
		2005 Ford Sedan	R	25,500	
		2005 Ford Sedan	R	25,500	
		2006 Ford Sedan	R	25,500	
		2006 Ford Sedan	R	25,500	
		2006 Ford Sedan	R	25,500	
		2005 H-D Motorcycle	R	17,000	
		2005 H-D Motorcycle	R	17,000	
		2005 H-D Motorcycle	R	17,000	
		1999 Mid-Sedan	R	23,000	
		1999 Mid-Sedan	R	23,000	
		2001 Mid-Sedan	R	23,000	
		2001 Mid-Sedan	R	23,000	
		2001 Mid-Sedan	R	23,000	
	Fire	2000 Ford Sedan	R	23,000	
	Library	Books	R	300,000	
Total General Fund				\$1,052,000	\$0

FY09 CAPITAL OUTLAY LIST

<u>FUND</u>	<u>DEPARTMENT</u>	<u>DESCRIPTION</u>	<u>IMPROVEMENT or REPLACEMENT</u>	<u>AMOUNT IN OPERATING FUND</u>	<u>AMOUNT IN EQUIPMENT FINANCED</u>
Hotel Motel Building Fund					
	Marketing				
		Repair Tourist Center Roof	R	15,000	
		Plaza Enhancements	I	150,000	
Total Hotel Motel Building Fund				\$165,000	\$0
Police Seizure Fund					
	Police				
		K-9 Patrol Dog	I	11,000	
Total Police Seizure Fund				\$11,000	\$0
Municipal Court Technology Fund					
	Municipal Court				
		Document Imaging Software	I	100,000	
Total Municipal Court Technology Fund				\$100,000	\$0
Park Venue Fund					
	Parks & Recreation				
		1997 Van	R	25,000	
		1991 Ford Tractor	R	30,000	
		Utility Vehicle with Blower/Edger Attachment	I	28,570	
		Toro Multi Pro Spray Rig	I	21,500	
		15 Passenger Van	I	25,000	
		Pickup Truck	I	22,000	
Total Park Venue Fund				\$152,070	\$0
RJCC Equipment Acquisition Fund					
	Parks & Recreation				
		Sound Reconfiguration at RJC	R	60,000	
Total RJCC Equipment Acquisition Fund				\$60,000	\$0
Lake Parks Fund					
	Parks & Recreation				
		1997 JD Gator	R	6,000	
Total Lake Parks Fund				\$6,000	\$0

FY09 CAPITAL OUTLAY LIST

<u>FUND</u>	<u>DEPARTMENT</u>	<u>DESCRIPTION</u>	<u>IMPROVEMENT or REPLACEMENT</u>	<u>AMOUNT IN OPERATING FUND</u>	<u>AMOUNT IN EQUIPMENT FINANCED</u>
IT Acquisition Fund					
	Information Technology	Telephone & Switching Equipment Upgrade	I	150,000	
		Completion of Wiring Project in City Hall	I	230,000	
		Desktop PC and Notebook Replacements	R	350,000	
		Wireless Mesh Network Pilot Project	I	150,000	
		Updates & Expansions of Police Dept, CAD, Mapping, and Reporting System	I	167,000	
Total IT Acquisition Fund				\$1,047,000	\$0
Water Wastewater Fund					
	Environmental Services	Inspection Software and License Support	R	23,100	
	Public Works	Water Meters	R	400,000	
		Pipe Bursting Machine	I	50,000	
		Air Compressors	R	20,000	
		Utility Boring Missile	I	10,000	
		Portable Message Board	I	21,000	
		Water Line Leak Corolator	I	70,000	
		1/2 Ton Extended Cab Pickup	I	21,000	
Total Water Wastewater Fund				\$615,100	\$0
SW Equipment Acquisition Fund					
	Environmental Services	Compactor	R	500,000	
Total SW Equipment Acquisition Fund				\$500,000	\$0
Storm Water Utility Fund					
	Planning	Oil Separator	I	75,000	
Total Storm Water Utility Fund				\$75,000	\$0

FY09 CAPITAL OUTLAY LIST

<u>FUND</u>	<u>DEPARTMENT</u>	<u>DESCRIPTION</u>	<u>IMPROVEMENT or REPLACEMENT</u>	<u>AMOUNT IN OPERATING FUND</u>	<u>AMOUNT IN EQUIPMENT FINANCED</u>
Equipment Services Fund					
	Finance				
		Service Center Office Renovations	I	25,000	
		Underground Lift	R	6,500	
Total Equipment Services Fund				\$31,500	\$0
Equipment Acquisition Fund					
	Pubic Works	3 Motor Graders	R		125,000
	Parks & Recreation	1991 Ford Tractor	R		40,000
	Parks & Recreation	1992 Ford Tractor	R		40,000
	Parks & Recreation	1992 Ford Tractor Backhoe	R		70,000
Total Equipment Acquisition Fund				\$0	\$275,000
Fire CIP Fund					
	Fire				
		Ambulance	R		114,450
		Ambulance	R		114,450
		Ambulance	R		114,450
		Opticom System	I		55,000
		Retro-Fit 2 Fire Engines w CAF System	I		70,000
Total Fire CIP Fund				\$0	\$468,350
Capital Reserve Fund					
	Environmental Services	PPAC Irrigation System Repair at Animal Shelter	I		8,500
	Environmental Services	Three Vehicles for Environmental Health	I		50,000
	City Manager's Office	Laser Fiche Software	I		39,385
	Municipal Court	35 Chairs	R		5,000
	Parks & Recreation	Purchase Toro Sand Pro 3040	R		15,000
	Planning	Code Books	I		4,000
	Planning	Mayline Flat Files	I		4,704
	Police	42 Tasers	I		39,380
	Public Works	SLAA6-200M 6vdc Gel Cell Batteries	R		16,000
	Public Works	10 UPS (Uninterrupted Power Supply) Systems	I		18,000
	Public Works	10 Yard Concrete Truck (Mixer)	I		130,000
	Transportation	Hybrid Vehicle	I		17,000
	Transportation	1/2 Ton Pickup	I		21,500
Total Capital Reserve Fund				\$0	\$368,469
Grand Total				\$3,814,670	\$1,111,819

CITY POSITIONS BY FUND AND AGENCY

FUND/AGENCY	ACTUAL 2006/07		APPROVED 2007/08		CHANGES APPV'D TO PROJ		PROJECTED 2007/08		CHANGES PROJ TO APPRV		APPROVED 2008/09	
	FT	PT/S	FT	PT/S	FT	PT/S	FT	PT/S	FT	PT/S	FT	PT/S
GENERAL FUND												
City Council	0.0	9.0	0.0	9.0	0.0	0.0	0.0	9.0	0.0	0.0	0.0	9.0
City Manager	8.0	1.0	9.0	1.0	1.0	2.0 ¹	10.0	3.0	(1.0)	0.0 ¹	9.0	3.0
Budget and Research	3.0	0.0	3.0	0.0	0.0	0.0	3.0	0.0	0.0	0.0	3.0	0.0
Management Services	3.0	0.0	3.0	0.0	0.0	0.0	3.0	0.0	0.0	0.0	3.0	0.0
Marketing	2.0	1.0	2.0	1.0	0.0	0.0	2.0	1.0	0.0	0.0	2.0	1.0
Economic Development	0.0	0.0	0.0	0.0	0.0	0.0	0.0	0.0	0.0	0.0	0.0	0.0
Legal Services	4.0	1.0	5.0	1.0	0.0	0.0	5.0	1.0	0.0	0.0	5.0	1.0
Municipal Court	27.0	0.0	28.0	0.0	0.0	0.0	28.0	0.0	(2.0)	0.0 ^{2,8}	26.0	0.0
Judiciary	3.0	0.0	3.0	0.0	0.0	0.0	3.0	0.0	0.0	0.0	3.0	0.0
Human Resources	9.0	0.0	9.0	0.0	0.0	0.0	9.0	0.0	0.0	0.0	9.0	0.0
Finance	15.0	0.0	16.0	0.0	0.0	0.0	16.0	0.0	0.0	0.0	16.0	0.0
Information Technology	26.0	1.0	26.0	1.0	0.0	0.0	26.0	1.0	0.0	(1.0) ³	26.0	0.0
Planning and Development	61.0	2.0	61.0	2.0	(1.0)	(1.0) ²	60.0	1.0	(1.0)	(1.0) ⁴	59.0	0.0
Housing and Neighborhood Services	5.0	0.0	5.0	0.0	0.0	0.0	5.0	0.0	(5.0)	0.0 ⁵	0.0	0.0
Public Works	66.0	0.0	67.0	0.0	0.0	0.0	67.0	0.0	(1.0)	0.0 ⁰	66.0	0.0
Transportation	8.0	0.0	8.0	0.0	0.0	0.0	8.0	0.0	1.0	0.0 ⁶	9.0	0.0
Police	316.0	72.0	326.0	72.0	1.0	0.0 ³	327.0	72.0	0.0	0.0 ^{7,8}	327.0	72.0
Fire	209.0	20.0	209.0	20.0	0.0	0.0	209.0	20.0	(1.0)	0.0 ⁸	208.0	20.0
Building and Construction Management	1.0	0.0	1.0	0.0	0.0	0.0	1.0	0.0	0.0	0.0	1.0	0.0
Environmental Services	19.0	1.0	20.0	1.0	1.0	0.0 ⁵	21.0	1.0	0.0	0.0	21.0	1.0
Library	<u>31.0</u>	<u>13.0</u>	<u>32.0</u>	<u>12.0</u>	<u>0.0</u>	<u>0.0</u>	<u>32.0</u>	<u>12.0</u>	<u>0.0</u>	<u>0.0</u> ⁸	<u>32.0</u>	<u>12.0</u>
TOTAL GENERAL FUND	816.0	121.0	833.0	120.0	2.0	1.0	835.0	121.0	(10.0)	(2.0)	825.0	119.0

Explanation of changes from Approved to Projected :

- ¹ Weed and Seed Grant expired, move 1 FT Community Services Coordinator to General Fund from Grant Fund and added 2PT Interns
- ² Moved 1FT Code Officers to Auto Related Business in Solid Waste Fund and deleted 1PT Building Inspector Position
- ³ Added 1FT Property Evidence Technician
- ⁴ Added 1FT Environmental Specialist for Gas Permitting

Explanation of changes from Projected to Proposed :

- ¹ Moved 1FT Community Services Coordinator to Solid Waste Fund
- ² Deleted 1FT Office Assistant Position
- ³ Deleted 1PT Clerk Position in Economic Development
- ⁴ Deleted 1PT Development Coordinator Position
- ⁵ Moved 5 FT Housing Officers to Section 8 Grant Fund
- ⁶ Added 1FT Transportation Inspector reimbursed by Grant Fund
- ⁷ Added 1 FT Detention Officer over-hire positions as full-time permanent regular position
- ⁸ Deleted 1FT Clerk Position, 1FT Chief Plans Examiner, 1 FT Labor, 1 FT Plans Examiner, and 1FT Senior Office Assistant

CITY POSITIONS BY FUND AND AGENCY

FUND/AGENCY	ACTUAL 2006/07		APPROVED 2007/08		CHANGES APPV'D TO PROJ		PROJECTED 2007/08		CHANGES PROJ TO APPRV		APPROVED 2008/09	
	FT	PT/S	FT	PT/S	FT	PT/S	FT	PT/S	FT	PT/S	FT	PT/S
WATER/WASTEWATER												
Water Utilities	86.0	2.0	86.0	2.0	0.0	0.0	86.0	2.0	0.0	0.0	86.0	2.0
Environmental Services	<u>14.0</u>	<u>0.0</u>	<u>14.0</u>	<u>0.0</u>	<u>0.0</u>	<u>0.0</u>	<u>14.0</u>	<u>0.0</u>	<u>0.0</u>	<u>0.0</u>	<u>14.0</u>	<u>0.0</u>
Total W/WW	100.0	2.0	100.0	2.0	0.0	0.0	100.0	2.0	0.0	0.0	100.0	2.0
POOLED INVESTMENT												
Finance	3.0	0.0	3.0	0.0	0.0	0.0	3.0	0.0	0.0	0.0	3.0	0.0
AIRPORT												
Airport	5.0	1.0	5.0	1.0	0.0	0.0	5.0	1.0	0.0	0.0	5.0	1.0
MUN COURT BLDG SECURITY												
Municipal Court	1.0	0.0	1.0	0.0	0.0	0.0	1.0	0.0	0.0	0.0	1.0	0.0
JUVENILE CASE WORKER FUND												
Judiciary	1.0	0.0	2.0	0.0	0.0	0.0	2.0	0.0	0.0	0.0	2.0	0.0
SOLID WASTE												
Environmental Services	22.0	0.0	22.0	0.0	0.0	0.0	22.0	0.0	0.0	0.0	22.0	0.0
Brush Crew	4.0	0.0	4.0	0.0	0.0	0.0	4.0	0.0	0.0	0.0	4.0	0.0
Auto Related Business	4.0	0.0	4.0	0.0	1.0	0.0	5.0	0.0	0.0	0.0	5.0	0.0
Community Services	0.0	0.0	0.0	0.0	0.0	0.0	0.0	0.0	1.0	0.0	1.0	0.0
Special Projects Coordinator	<u>1.0</u>	<u>0.0</u>	<u>1.0</u>	<u>0.0</u>	<u>0.0</u>	<u>0.0</u>	<u>1.0</u>	<u>0.0</u>	<u>1.0</u>	<u>0.0</u>	<u>2.0</u>	<u>0.0</u>
TOTAL SOLID WASTE	31.0	0.0	31.0	0.0	1.0	0.0	32.0	0.0	2.0	0.0	34.0	0.0
EQUIPMENT SERVICES												
Finance	17.0	0.0	17.0	0.0	0.0	0.0	17.0	0.0	0.0	0.0	17.0	0.0
EMPLOYEE INSURANCE												
Human Resources	1.0	0.0	2.0	0.0	0.0	0.0	2.0	0.0	0.0	0.0	2.0	0.0

Explanation of changes from Approved to Projected :

¹ Moved 1 FT Code Officer from General Fund

Explanation of changes from Projected to Proposed :

¹ Moved 1FT Community Services Coordinator from General Fund to Solid Waste Fund

² Added 1FT Crew Leader

CITY POSITIONS BY FUND AND AGENCY

FUND/AGENCY	ACTUAL 2006/07		APPROVED 2007/08		CHANGES APPV'D TO PROJ		PROJECTED 2007/08		CHANGES PROJ TO APPRV		APPROVED 2008/09	
	FT	PT/S	FT	PT/S	FT	PT/S	FT	PT/S	FT	PT/S	FT	PT/S
RISK MANAGEMENT												
Human Resources	1.0	0.0	1.0	0.0	0.0	0.0	1.0	0.0	0.0	0.0	1.0	0.0
HOTEL/MOTEL TAX												
Parks & Recreation	0.0	0.0	0.0	0.0	0.0	0.0	0.0	0.0	0.0	0.0	0.0	0.0
Tourism & Convention Visitors Bureau	<u>4.0</u>	<u>4.0</u>	<u>4.0</u>	<u>4.0</u>	<u>0.0</u>	<u>0.0</u>	<u>4.0</u>	<u>4.0</u>	<u>0.0</u>	<u>0.0</u>	<u>4.0</u>	<u>4.0</u>
TOTAL HOTEL/MOTEL TAX	4.0	4.0	4.0	4.0	0.0	0.0	4.0	4.0	0.0	0.0	4.0	4.0
CABLE FUND												
Marketing	1.0	0.0	1.0	0.0	0.0	0.0	1.0	0.0	1.0	0.0 ¹	2.0	0.0
STORM WATER UTILITY												
Storm Water Operations	2.0	0.0	2.0	0.0	0.0	0.0	2.0	0.0	0.0	0.0	2.0	0.0
Drainage Crew (Public Works)	<u>4.0</u>	<u>0.0</u>	<u>4.0</u>	<u>0.0</u>	<u>0.0</u>	<u>0.0</u>	<u>4.0</u>	<u>0.0</u>	<u>0.0</u>	<u>0.0</u>	<u>4.0</u>	<u>0.0</u>
TOTAL STORM WATER UTILITY	6.0	0.0	6.0	0.0	0.0	0.0	6.0	0.0	0.0	0.0	6.0	0.0
PARKS VENUE												
Park Operating	88.0	101.0	88.0	102.0	0.0	0.0	88.0	102.0	(1.0)	1.0 ²	87.0	103.0
Park Sales Tax	<u>14.0</u>	<u>14.0</u>	<u>16.0</u>	<u>14.0</u>	<u>0.0</u>	<u>0.0</u>	<u>16.0</u>	<u>14.0</u>	<u>0.0</u>	<u>5.0</u> ³	<u>16.0</u>	<u>19.0</u>
TOTAL PARKS VENUE	102.0	115.0	104.0	116.0	0.0	0.0	104.0	116.0	(1.0)	6.0	103.0	122.0
GOLF												
Parks & Recreation	20.0	15.0	20.0	15.0	0.0	0.0	20.0	15.0	0.0	0.0	20.0	15.0
CEMETERY												
Cemetery	4.0	0.0	4.0	1.0	0.0	0.0	4.0	1.0	0.0	0.0	4.0	1.0
LAKE PARKS												
Lake Parks	15.0	29.0	15.0	30.0	0.0	0.0	15.0	30.0	0.0	0.0	15.0	30.0
GRANTS												
Section 8	17.0	1.0	17.0	1.0	0.0	0.0	17.0	1.0	5.0	0.0 ⁴	22.0	1.0
CDBG	9.0	0.0	9.0	0.0	0.0	0.0	9.0	0.0	0.0	0.0	9.0	0.0
Transit Grant	7.0	1.0	7.0	1.0	0.0	0.0	7.0	1.0	0.0	0.0	7.0	1.0
Signal Maintenance Grant	1.0	0.0	1.0	0.0	0.0	0.0	1.0	0.0	0.0	0.0	1.0	0.0
Police	3.0	1.0	3.0	1.0	0.0	0.0	3.0	1.0	0.0	0.0	3.0	1.0
Housing	1.0	0.0	1.0	0.0	(1.0)	0.0 ¹	0.0	0.0	0.0	0.0	0.0	0.0
City Manager	<u>0.0</u>	<u>0.0</u>	<u>0.0</u>	<u>0.0</u>	<u>0.0</u>	<u>0.0</u>	<u>0.0</u>	<u>0.0</u>	<u>0.0</u>	<u>0.0</u>	<u>0.0</u>	<u>0.0</u>
Total Grants	38.0	3.0	38.0	3.0	(1.0)	0.0	37.0	3.0	5.0	0.0	42.0	3.0
TOTAL OTHER FUNDS	350.0	169.0	354.0	172.0	0.0	0.0	354.0	172.0	7.0	6.0	361.0	178.0
TOTAL ALL FUNDS	1,166.0	290.0	1,187.0	292.0	2.0	1.0	1,189.0	293.0	(3.0)	4.0	1,186.0	297.0

Explanation of changes from Approved to Projected :

¹ Weed and Seed Grant expired, move 1 FT Community Services Coordinator to General Fund.

Explanation of changes from Projected to Proposed :

¹ Added 1 FT Freelancer
² Deleted 1 FT Maintenance Worker and added 1 PT Rec Aide
³ Added 5 PT Positions in Sales Tax: 1 for Blaze Sports Club, 2 Maintenance Works and 2 Positions for After School Help (one at Dalworth and one at Bowles)
⁴ Moved from General Fund 5 FT Housing Officers

**CITY OF GRAND PRAIRIE
COMBINED FUND SUMMARY
2008/09**

	<u>2006/07 ACTUAL</u>	<u>2007/08 APPR/MOD</u>	<u>2007/08 PROJECTION</u>	<u>2008/09 APPROVED</u>
Beginning Resources				
General	\$19,978,665	\$17,251,111	\$17,251,111	\$15,912,444
Airport	221,562	398,661	398,661	344,737
Cable	197,690	194,389	194,389	112,597
Cemetery	176,306	288,282	288,282	273,495
GO Debt	2,844,459	4,971,255	4,971,255	5,121,947
Golf	521,931	672,806	672,806	325,965
Hotel/Motel Tax	415,680	416,080	416,080	287,142
Juvenile Case Manager	31,398	86,038	86,038	130,015
Lake Parks	475,027	545,112	545,112	691,898
Municipal Court Building Security	43,143	47,555	47,555	46,920
Park Venue	2,465,714	3,973,926	3,973,926	2,603,593
Solid Waste	1,663,954	1,613,766	1,613,766	731,250
Storm Water Utility	505,980	526,580	526,580	528,337
Water/Wastewater	12,665,026	11,512,962	11,512,962	11,976,899
TOTAL BEGINNING BALANCES	\$42,206,535	\$42,498,523	\$42,498,523	\$39,087,239
REVENUES & RESERVES				
General	\$90,669,493	\$97,613,508	\$97,396,265	\$99,754,258
Airport	1,663,589	1,512,013	1,981,192	1,937,237
Cable	118,431	134,247	135,666	143,783
Cemetery	1,080,404	803,494	821,255	854,288
GO Debt	15,221,526	16,166,949	16,280,818	16,597,963
Golf	3,417,334	2,836,686	2,267,504	2,727,958
Hotel/Motel Tax	1,164,214	1,300,801	1,265,663	1,225,467
Juvenile Case Manager	121,981	120,000	130,000	161,830
Lake Parks	1,950,832	2,083,003	2,753,797	1,871,541
Municipal Court Building Security	88,930	90,422	90,960	90,882
Park Venue	10,678,039	9,840,593	10,153,593	10,022,063
Solid Waste	9,655,447	9,986,849	9,363,200	10,829,052
Storm Water Utility	3,257,258	3,507,638	3,629,391	3,129,221
Water/Wastewater	38,044,972	44,303,041	43,714,068	46,832,108
TOTAL RESOURCES & RESERVES	\$219,338,985	\$232,797,767	\$232,481,895	\$235,264,890
APPROPRIATIONS & RESERVES				
General	\$93,397,047	\$99,654,481	\$98,734,932	\$100,750,289
Airport	1,486,490	1,571,453	2,035,116	2,001,148
Cable	121,732	217,458	217,458	148,649
Cemetery	968,428	828,027	836,042	858,992
GO Debt	13,094,730	15,616,847	16,130,126	16,219,088
Golf	3,266,459	2,786,437	2,614,345	2,731,598
Hotel/Motel Tax	1,163,814	1,398,336	1,394,601	1,239,927
Juvenile Case Manager	67,341	111,470	86,023	151,370
Lake Parks	1,880,747	2,079,316	2,607,011	2,081,043
Municipal Court Building Security	84,518	94,030	91,595	105,232
Park Venue	9,169,827	11,592,668	11,523,926	11,123,082
Solid Waste	9,705,635	10,371,284	10,245,716	10,461,674
Storm Water Utility	3,236,658	3,592,775	3,627,634	3,181,213
Water/Wastewater	39,197,036	44,369,931	43,250,131	47,688,002
TOTAL APPROPRIATIONS & RESERVES	\$176,840,462	\$194,284,513	\$193,394,656	\$198,741,307
ENDING RESOURCES				
General	\$17,251,111	\$15,210,138	\$15,912,444	\$14,916,413
Airport	398,661	339,221	344,737	280,826
Cable	194,389	111,178	112,597	107,731
Cemetery	288,282	263,749	273,495	268,791
GO Debt	4,971,255	5,521,357	5,121,947	5,500,822
Golf	672,806	723,055	325,965	322,325
Hotel/Motel Tax	416,080	318,545	287,142	272,682
Juvenile Case Manager	86,038	94,568	130,015	140,475
Lake Parks	545,112	548,799	691,898	482,396
Municipal Court Building Security	47,555	43,947	46,920	32,570
Park Venue	3,973,926	2,221,851	2,603,593	1,502,574
Solid Waste	1,613,766	1,229,331	731,250	1,098,628
Storm Water Utility	526,580	441,443	528,337	476,345
Water/Wastewater	11,512,962	11,446,072	11,976,899	11,121,005
TOTAL ENDING RESOURCES	\$42,498,523	\$38,513,254	\$39,087,239	\$36,523,583

**CITY OF GRAND PRAIRIE
COMBINED FUND SUMMARY BY FUND TYPE
FY 2008-09**

	GOVERNMENTAL FUNDS	ENTERPRISE FUNDS	TOTAL
BEGINNING RESOURCES	\$21,611,065	\$17,476,174	\$39,087,239
REVENUES & RESERVES			
Taxes	\$81,894,074	\$5,382,332	\$87,276,406
Franchise Fees/Other Taxes	13,054,737	0	13,054,737
Charges for Services	5,047,267	0	5,047,267
Licenses/Permits	2,241,730	0	2,241,730
Fines/Forfeits	5,302,983	69,769,006	75,071,989
Inter/Intra-Governmental Rev	845,128	0	845,128
Indirect Cost	2,990,466	0	2,990,466
Interest Earnings	1,672,308	744,750	2,417,058
Miscellaneous Revenue	1,701,720	224,398	1,926,118
Operating Transfers In	50,000	8,058,718	8,108,718
Reserves	3,173,770	2,075,482	5,249,252
TOTAL REVENUES & RESERVES	\$117,974,183	\$86,254,686	\$204,228,869
TOTAL RESOURCES & RESERVES	\$139,585,248	\$103,730,860	\$243,316,108
APPROPRIATIONS & RESERVES			
Personal Services	\$73,213,218	\$18,409,798	\$91,623,016
Supplies	3,266,755	2,993,999	6,260,754
Other Services & Charges	14,156,170	38,713,720	52,869,890
Capital Outlay	1,052,000	848,170	1,900,170
Reimbursements	(1,870,651)	(291,706)	(2,162,357)
Operating Transfers Out	9,244,205	10,863,762	20,107,967
Debt Service	16,179,088	9,427,590	25,606,678
Franchise Fees	0	2,167,643	2,167,643
Indirect Cost	0	2,864,512	2,864,512
Contingency	200,000	105,000	305,000
Reserves	3,173,770	2,075,482	5,249,252
TOTAL APPROPRIATIONS & RESERVES	\$118,614,555	\$88,177,970	\$206,792,525
TOTAL ENDING RESOURCES	\$20,970,693	\$15,552,890	\$36,523,583

**CITY OF GRAND PRAIRIE
COMBINED FUND SUMMARY BY FUND TYPE
GOVERNMENTAL FUNDS
FY 2008-09**

	GENERAL FUND	CABLE FUND	GO DEBT FUND	HTMT TAX FUND	JUVENILE CASE MGR	MUN COURT BLDG SEC FUND	TOTAL
BEGINNING RESOURCES	\$15,912,444	\$112,597	\$5,121,947	\$287,142	\$130,015	\$46,920	\$21,611,065
REVENUES & RESERVES							
Taxes	\$64,417,022	\$0	\$16,287,052	\$1,190,000	\$0	\$0	\$81,894,074
Franchise Fees/Other Taxes	12,917,237	137,500					13,054,737
Charges for Services	4,797,844				160,000	89,423	5,047,267
Licenses/Permits	2,241,730						2,241,730
Fines/Forfeits	5,302,983						5,302,983
Inter/Intra-Governmental Rev	845,128						845,128
Indirect Cost	2,990,466						2,990,466
Interest Earnings	1,384,358	6,283	260,911	17,467	1,830	1,459	1,672,308
Miscellaneous Revenue	1,683,720			18,000			1,701,720
Operating Transfers In			50,000				50,000
Reserves	3,173,770						3,173,770
TOTAL REVENUES & RESERVES	\$99,754,258	\$143,783	\$16,597,963	\$1,225,467	\$161,830	\$90,882	\$117,974,183
TOTAL RESOURCES & RESERVES	\$115,666,702	\$256,380	\$21,719,910	\$1,512,609	\$291,845	\$137,802	\$139,585,248
APPROPRIATIONS & RESERVES							
Personal Services	\$72,624,268	\$75,453	\$0	\$310,834	\$120,933	\$81,730	\$73,213,218
Supplies	3,223,868	7,808		10,079	25,000		3,266,755
Other Services & Charges	13,414,923	65,388	40,000	606,920	5,437	23,502	14,156,170
Capital Outlay	1,052,000						1,052,000
Reimbursements	(1,870,651)						(1,870,651)
Operating Transfers Out	8,932,111			312,094			9,244,205
Debt Service			16,179,088				16,179,088
Franchise Fees							0
Indirect Cost							0
Contingency	200,000						200,000
Reserves	3,173,770						3,173,770
TOTAL APPROPRIATIONS & RESERVES	\$100,750,289	\$148,649	\$16,219,088	\$1,239,927	\$151,370	\$105,232	\$118,614,555
TOTAL ENDING RESOURCES	\$14,916,413	\$107,731	\$5,500,822	\$272,682	\$140,475	\$32,570	\$20,970,693

**CITY OF GRAND PRAIRIE
COMBINED FUND SUMMARY BY FUND TYPE
ENTERPRISE FUNDS
FY 2008-09**

	WATER/ WASTEWATER FUND	SOLID WASTE FUND	STORM WATER FUND	AIRPORT FUND	PVEN FUND	GOLF FUND	LAKE PARKS FUND	CEMETERY FUND	TOTAL
BEGINNING RESOURCES	\$11,976,899	\$731,250	\$528,337	\$344,737	\$2,603,593	\$325,965	\$691,898	\$273,495	\$17,476,174
REVENUES & RESERVES									
Taxes	\$0	\$0	\$0	\$0	\$5,382,332	\$0	\$0	\$0	\$5,382,332
Franchise Fees/Other Taxes									0
Licenses/Permits									0
Inter/Intra-Governmental Rev									0
Charges for Services	46,261,741	10,748,315	3,093,259	1,926,608	2,554,184	2,704,611	1,828,500	651,788	69,769,006
Fines/Forfeits									0
Indirect Cost									0
Interest	386,701	70,737	35,962	9,897	205,065	23,347	13,041		744,750
Miscellaneous Revenue	183,666	10,000		732			30,000		234,398
Operating Transfers In					8,051,218			7,500	8,058,718
Reserves					1,880,482			195,000	2,075,482
TOTAL REVENUES & RESERVES	\$46,832,108	\$10,829,052	\$3,129,221	\$1,937,237	\$18,073,281	\$2,727,958	\$1,871,541	\$854,288	\$86,254,686
TOTAL RESOURCES & RESERVES	\$59,809,007	\$11,560,302	\$3,657,558	\$2,281,974	\$20,676,874	\$3,053,923	\$2,563,439	\$1,127,783	\$103,730,860

CONTINUED ON NEXT PAGE

**CITY OF GRAND PRAIRIE
COMBINED FUND SUMMARY BY FUND TYPE
ENTERPRISE FUNDS
FY 2008-09**

	WATER/ WASTEWATER FUND	SOLID WASTE FUND	STORM WATER FUND	AIRPORT FUND	PVEN FUND	GOLF FUND	LAKE PARKS FUND	CEMETERY FUND	TOTAL
APPROPRIATIONS & RESERVES									
Personal Services	\$6,043,460	\$2,077,520	\$401,863	\$360,405	\$7,055,988	\$1,111,226	\$1,070,865	\$288,471	\$18,409,798
Supplies	782,753	766,528	28,394	23,045	821,635	316,603	112,998	142,043	2,993,999
Other Services & Charges	24,792,147	4,967,813	566,958	1,288,395	5,149,893	1,303,769	546,267	98,478	38,713,720
Capital Outlay	615,100	0	75,000	0	152,070	0	6,000	0	848,170
Reimbursements	(57,168)	(59,624)	0	(24,000)	(135,909)	0	(15,000)	0	(291,706)
Operating Transfers Out	4,164,642	2,194,252	1,928,248	150,000	1,941,707	0	359,913	125,000	10,863,762
Debt Service	6,920,853	0	0	198,303	2,308,434	0	0	0	9,427,590
Franchise fees	1,781,866	263,723	122,054	0	0	0	0	0	2,167,643
Indirect Cost	2,594,349	211,467	58,696	0	0	0	0	0	2,864,512
Contingency	50,000	40,000	0	5,000	0	0	0	0	105,000
Reserves					1,880,482			195,000	2,075,482
TOTAL APPROPRIATIONS & RESERVES	\$47,688,002	\$10,461,674	\$3,181,213	\$2,001,148	\$19,174,300	\$2,731,598	\$2,081,043	\$859,992	\$88,177,970
TOTAL ENDING RESOURCES	\$11,121,005	\$1,098,628	\$476,345	\$280,826	\$1,502,574	\$322,325	\$482,396	\$268,791	\$15,552,890

**CITY OF GRAND PRAIRIE
GENERAL FUND
2008/09**

	2006/07 ACTUAL	2007/08 APPR/MOD	2007/08 PROJECTION	2008/09 APPROVED
Beginning Resources	\$19,978,665	\$17,251,111	\$17,251,111	\$15,912,444
REVENUES				
Current Taxes	\$39,164,008	\$43,314,419	\$43,795,030	\$45,894,312
Delinquent Taxes, Interest & TIFF	(1,284,199)	(1,735,774)	(2,151,402)	(3,006,617)
Sales Tax	20,810,274	20,321,755	20,404,637	21,529,327
Franchise Fees/Other Taxes	11,679,067	12,013,122	11,882,531	12,917,237
Charges for Services	4,520,545	4,719,310	4,779,069	4,797,844
Licenses/Permits	2,678,299	2,611,235	2,369,935	2,241,730
Fines/Forfeits	5,232,676	5,280,290	5,097,481	5,302,983
Inter/Intra-Governmental Revenue	697,385	713,574	700,780	845,128
Indirect Cost	2,504,081	2,791,218	2,781,218	2,990,466
Interest Earnings	1,103,738	1,234,358	1,399,073	1,384,358
Miscellaneous Revenue	1,376,682	1,198,199	1,186,111	1,683,720
TOTAL REVENUES	\$88,482,556	\$92,461,706	\$92,244,463	\$96,580,488
Reserve for Encumbrances	1,186,937	978,032	978,032	0
Reserve for Sales Tax Return	0	3,173,770	3,173,770	3,173,770
Reserve for Contingency	1,000,000	1,000,000	1,000,000	0
TOTAL RESOURCES	\$110,648,158	\$114,864,619	\$114,647,376	\$115,666,702
EXPENDITURES				
Personal Services	\$63,712,732	\$69,303,001	\$68,876,341	\$71,636,956
Supplies	2,099,280	3,236,743	2,841,138	3,223,868
Other Services & Charges	11,977,343	13,469,072	13,445,883	13,695,816
Capital Outlay	874,805	1,373,040	1,360,895	1,052,000
Transfer to Park Venue Fund	7,273,237	7,631,200	7,631,200	7,949,294
Less Reimbursements	(1,920,740)	(1,985,690)	(2,047,640)	(1,870,651)
Inventory & Audit Adjustment	120,455	0	0	0
Reserve for Encumbrances	978,032	0	0	0
TOTAL EXPENDITURES	\$85,115,144	\$93,027,366	\$92,107,817	\$95,687,283
One time over-hire's	\$128,133	\$1,056,883	\$1,056,883	\$0
One-time Supplemental/Off-Line	430,000	96,462	96,462	0
Transfer to Cap. Res. Fund	1,950,000	1,100,000	1,100,000	0
Lump Sum Merit	0	0	0	987,312
Transfer to PVEN (Lump Sum Merit)	0	0	0	101,924
Contingent Reserve for Retirees	0	0	0	500,000
Transfer to the IT Acquisition Fund	400,000	1,200,000	1,200,000	300,000
Transfer to Employee Insurance Fund	1,200,000	0	0	0
TOTAL APPROPRIATIONS	\$89,223,277	\$96,480,711	\$95,561,162	\$97,576,519
Reserve for Sales Tax Return	3,173,770	3,173,770	3,173,770	3,173,770
Reserve for Contingency	(1,000,000)	0	0	0
Ending Resources	\$17,251,111	\$15,210,138	\$15,912,444	\$14,916,413

**GENERAL FUND
REVENUE BY SOURCE
FY 2008/09**

1	1	2007/08	4	5
SOURCE OF INCOME	2006/07	APPR/MOD	2007/08	2008/09
2	ACTUAL	APPR/MOD	PROJECTION	APPROVED
2 Taxes				
3 Ad Valorem -Current Taxes	\$39,164,008	\$43,314,419	\$43,795,030	\$45,894,312
4 Ad Valorem - TIFF Reimbursement	(2,274,362)	(3,257,534)	(3,240,611)	(4,146,617)
5 Ad Valorem - Prior Years	752,729	1,046,605	902,120	900,000
6 Ad Valorem - Prior Years Refunds	(290,745)	(224,640)	(350,731)	(300,000)
7 Ad Valorem - Penalty and Interest	528,179	699,795	537,820	540,000
8 Retail Sales Tax	24,475,341	20,321,755	21,289,452	21,529,327
9 Sales Tax Refund	(3,665,067)	0	(884,815)	
10 Mixed Beverage Tax	217,924	220,200	240,705	240,705
11 Bingo Tax	28,795	25,400	26,040	28,850
13 SUBTOTAL TAXES	\$58,936,802	\$62,146,000	\$62,315,010	\$64,686,577
15 Franchise Fees				
16 Solid Waste Franchise Fee	\$503,398	\$538,540	\$535,470	\$582,723
17 Water Franchise Fee	860,646	1,123,257	910,800	1,113,088
18 Wastewater Franchise Fee	549,646	591,575	600,000	668,778
19 Storm Water Utility Franchise Fee	107,660	110,690	119,960	122,054
20 Access Line Franchise Fee	1,433,933	1,491,460	1,485,620	1,559,901
21 Misc telephone franchise	0			
22 Electrical Franchise Fee	6,220,300	6,136,000	6,097,820	6,341,733
23 ONE-TIME TU ELECTRIC	25			
24 Gas Franchise Fee	1,186,169	1,164,000	1,248,761	1,635,877
25 Cable TV Franchise Fee	570,571	612,000	617,355	623,529
31 SUBTOTAL FRANCHISE FEES	\$11,432,348	\$11,767,522	\$11,615,786	\$12,647,682
33 Charges for Services				
34 Hotel/Motel Insp. Fees	\$13,325	\$12,695	\$12,695	\$0
35 Misc. Building Inspection	854	1,200	309	1,000
36 Plan Review Fee	309,438	300,000	199,525	300,000
37 Fees Hotel/Motel Re-inspection	350	75	125	125
38 Municipal Court Credit Card Service Charges	16,306	22,875	7,291	7,291
39 Finger Printing Fees	0	60	0	0
40 Certificate of Occupancy Fees	48,120	40,000	64,010	45,000
41 Swimming Pool Inspection Fees	16,900	15,300	15,465	15,465
42 Zoning Fees	64,805	72,000	80,980	68,430
43 Subdivision Fees	46,474	65,000	29,420	32,000
44 Development Inspection Fees	512,955	625,000	219,235	201,320
45 Sale of Maps/Publications	53,378	57,810	57,810	57,810
46 Sale of Project Plans	1,299	7,000	5,946	5,946
48 Food Handler Training	24,520	24,055	24,500	24,500
49 Racetrack Adm. Fee	83,754	90,235	84,905	84,905
50 Quarantine Process Fee	11,245	10,600	11,220	10,500
51 Adoption Fees	56,207	53,745	51,829	53,900
52 Ambulance Medicare Reimbursements	547,040	550,610	532,900	550,000
53 Ambulance Medicaid Reimbursements	84,036	81,305	208,880	138,177
54 Ambulance Commercial Pay for Services	871,288	862,620	861,580	920,000

**GENERAL FUND
REVENUE BY SOURCE
FY 2008/09**

1 SOURCE OF INCOME	1 2006/07 ACTUAL	2007/08 APPR/MOD	4 2007/08 PROJECTION	5 2008/09 APPROVED
55 Ambulance Private Pay for Services	175,712	171,190	255,770	211,827
56 Towing-Flat Bed	49,356	41,130	70,140	70,140
57 Clean Up/Waiting Time	10,381	8,385	14,947	14,947
58 Towing-Heavy Duty	10,314	9,595	12,312	12,312
59 Towing-Motorcycle	4,773	2,795	6,000	6,734
60 Copies-Charge	18,834	17,645	17,763	17,763
62 Towing Fees	468,599	425,000	423,627	432,099
63 Auto Pound Fees	316,100	394,000	368,137	375,500
64 Impound Fees	55,347	96,000	99,640	109,604
65 Auction Receipts	464,562	492,315	612,945	674,240
66 Administration Fees	38,884	57,030	44,149	45,032
67 Filing Fees	400	400	400	400
68 Impound Fees-Altered Animal Ctrl	5,625	6,260	5,893	6,360
69 Animal Control/Maint. Fees	13,705	11,220	15,307	15,307
70 Microchipping	1,675	2,000	2,413	2,413
71 Escalated Impound Fee-Animal Control	3,985	3,780	4,609	4,609
72 Impound Fee-Unaltered Animal Control	23,786	25,220	20,420	22,500
73 Vacant Property Maintenance	55,901	52,260	117,835	117,835
74 Demolition Charges	0	600	0	0
75 Environmental Assessment Fees	50	200	200	200
76 Open Records Act Request	0			
77 Property Management Fees	2,219	1,000	1,000	1,000
78 Food Managers Certificate Fees	3,620	3,725	3,973	3,973
79 Speed Bumps	0	75	9,590	75
80 Misc Charges For Services	35	500	35	35
81 Subdiv Sign Collection	4,508	4,800	4,800	4,800
87 City ROW/Easement Revenue	0		166,768	100,000
88 Misc. Charges	29,880	0	31,770	31,770
90 SUBTOTAL CHRGS SERV	\$4,520,545	\$4,719,310	\$4,779,069	\$4,797,844
103 Licenses and Permits				
104 Alcohol/Wholesale Gen Dist Perm	\$1,248	\$1,300	\$1,354	\$1,354
105 Off-Premise Alc. Bev. Permit	3,810	4,835	5,034	5,034
106 On-Premise Alc. Bev. Permit	8,538	8,475	8,825	8,825
107 Late Hours Alc. Bev. Permit	2,500	2,240	2,330	2,330
108 Mixed Bev. Alc. Bev. Permit	11,250	10,710	11,150	11,150
109 Private Club Permit	375	765	800	800
110 Sign Permit	22,397	18,030	23,792	25,550
111 Private Sewage Facil Permit	0	0	630	630
112 Dance Floor Permit	9,600	6,350	6,625	6,625
113 Batch Plant Permit	4,900	3,150	3,700	3,700
114 Flood Plain Permit Fee	300	250	900	900
116 Billboard Renewal	11,655	15,435	15,435	15,435
117 Alarm Permit Renewal	141,000	148,820	113,015	304,335
118 Multifamily Insp. Fees	194,094	195,000	195,000	0
119 Trade Registration/License	101,060	93,630	123,145	125,608

**GENERAL FUND
REVENUE BY SOURCE
FY 2008/09**

1 SOURCE OF INCOME	1 2006/07 ACTUAL	2007/08 APPR/MOD	4 2007/08 PROJECTION	5 2008/09 APPROVED
120 Itinerant Vendor License	800	600	5,155	5,155
121 Sign License	3,570	4,350	4,845	4,845
122 Special Events Permit	2,460	2,140	2,515	2,515
123 Day Care/Reg Home Permit	1,353	1,500	1,765	1,765
124 Auto Salvage Permit	7,500	7,500	7,500	7,500
125 Day Care Center Permit	6,669	4,000	4,700	4,700
126 Restaurant License	164,288	164,080	176,053	176,053
127 Mobile Food Permit	8,027	7,205	8,470	8,470
128 Temporary Food Permit	3,300	1,100	1,290	1,290
129 Change Of Owner Permit Admin F	2,900	1,900	2,235	2,235
130 New Application Permit Admin F	7,725	7,560	8,890	8,890
131 Itinerant Food Permit	5,975	4,825	6,200	6,200
132 Swim Pool/Spa Chng Of Ownership	325	200	235	235
133 Building Permit	1,805,789	1,752,000	1,200,000	1,026,850
134 Fire Building Permits			37,241	27,362
135 Electrical Permit	29,263	25,600	33,590	34,565
136 Plumbing Permit	54,797	56,200	56,460	57,589
137 House Mvg Permit	0	50	0	0
138 Swim Pool/Spa Permit Application	1,550	1,500	1,765	1,765
139 Duplicate Swim Pool/Spa Permit	75	60	280	280
140 Burglar Alarm Permit	51,791	51,735	38,040	38,040
141 Medical Transport License	1,000	1,250	1,250	1,250
142 Taxi Application/Permit Fee			21	
143 Burn Permit	1,000	1,200	1,000	1,000
144 Fire Alarm Permit	4,915	5,690	4,900	79,900
145 Gas Well Permitting Fee			242,600	231,000
146 Gas Well Annual Permit Fee			10,000	
148 Gas Well Amended Permit Fee			1,200	
150 Misc. Permits	500	0	0	0
151 SUBTOTAL LIC. AND PMTS.	\$2,678,299	\$2,611,235	\$2,369,935	\$2,241,730
154 Fines and Forfeitures				
155 Swim Pool/Spa Late Fee	\$450	\$300	\$100	\$100
156 False Burglar Alarm Fees	18,830	9,260	35,095	35,095
157 Municipal Court Fines	4,785,558	4,981,665	4,781,665	4,981,665
160 Court Cost Admin. Fees	139,020	136,470	149,690	151,187
161 Time Pay Fee	71,568	88,875	67,995	72,000
162 Library Fines	29,559	27,380	33,000	33,000
163 Child Safety Fines	28,142	36,340	29,936	29,936
166 SUBTOTAL FINES & FORFEITS	\$5,232,676	\$5,280,290	\$5,097,481	\$5,302,983
168 Inter/Intra-Governmental				
169 Federal Grants	\$49,000	\$39,254	\$39,254	\$39,254
170 GPISD Revenue	648,385	674,320	661,526	805,874
179 SUBTOTAL INTER-GVNTL	\$697,385	\$713,574	\$700,780	\$845,128

**GENERAL FUND
REVENUE BY SOURCE
FY 2008/09**

1 SOURCE OF INCOME	1 2006/07 ACTUAL	2007/08 APPR/MOD	4 2007/08 PROJECTION	5 2008/09 APPROVED
181 Indirect Costs				
182 Miscellaneous Indirect Cost	\$0	\$10,000	\$0	\$0
183 Indirect Cost VAWA Grant/Misc	1,545	1,545	1,545	1,545
184 Indirect Cost Storm Water Utility	27,211	48,913	48,913	58,696
185 Indirect Cost Section 8	124,409	124,409	124,409	124,409
186 Indirect Cost Water	1,500,863	1,650,949	1,650,949	1,816,044
187 Indirect Cost CDBG	35,521	55,609	55,609	0
188 Indirect Cost Solid Waste	171,305	192,243	192,243	211,467
189 Indirect Cost Wastewater	643,227	707,550	707,550	778,305
193 SUBTOTAL INDIRECT COST	\$2,504,081	\$2,791,218	\$2,781,218	\$2,990,466
195 Miscellaneous Income				
196 Abandoned Funds	\$44,860	\$7,000	\$26,575	\$26,575
198 Sports Corp. Reimbursement	5,388	6,000	6,000	6,000
199 Miscellaneous Reimbursement	95,219	0	4,269	
200 Phone Pay Station	39,227	36,270	38,590	38,590
201 Miscellaneous	101,924	169,680	65,000	65,000
202 Interest Income	1,103,738	1,234,358	1,399,073	1,384,358
203 Miscellaneous Interest	0	0	28	
204 Int Earnings - Tax Collections	18,322	15,600	15,600	15,600
206 TIFF #3 OP Fund Reimbursement	757,742	763,649	763,649	985,566
208 Lonestar Reimbursement				20,000
209 Nokia Live Reimbursement				41,140
210 Baseball Stadium Reimbursement				20,249
211 Misc. Reimbursement				65,800
212 Hogs Rent			66,400	199,200
213 ADDITIONAL RENT NOKIA	264,000	150,000	150,000	150,000
214 Kiosk Rental	50,000	50,000	50,000	50,000
221 SUBTOTAL MISC INCOME	\$2,480,420	\$2,432,557	\$2,585,184	\$3,068,078
222				
224 TOTAL GENERAL FUND	\$88,482,556	\$92,461,706	\$92,244,463	\$96,580,488

GENERAL FUND REVENUE ASSUMPTION MODEL

Population-Based Increases (PB): 2.0 - 5.0%

Economy-Based Increases (EB): 3.0 - 7.5%

SOURCE OF INCOME

Taxes

Ad Valorem -Current Taxes
Ad Valorem - Prior Years
Ad Valorem - Penalty and Interest
Retail Sales Tax
Bingo Tax
Mixed Beverage Tax

ASSUMPTION

Assume 97% collection rate
Assume 3% delinquent rate
Based on historical trends in delinquent accounts
6% from FY 08 Approved revenue
13.6% from FY 08 Approved revenue
9.3% from FY 08 Approved revenue

Franchise Fees

Electrical Franchise Fee
Gas Franchise Fee
Access Line Franchise Fee
Cable TV Franchise Fee
Solid Waste Franchise Fee
Water Franchise Fee
Storm Water Utility Franchise Fee
Wastewater Franchise Fee

Based on historical trends - 3.4% growth from Approved FY 08
Based on historical trends - 13.7% growth from Approved FY 08
Based on historical trends - 4.6% growth from Approved FY 08
Based on historical trends - 1.9% growth from Approved FY 08
PB - Based on projected revenue
PB - Based on projected revenue
PB - Based on projected revenue
PB - Based on projected revenue

Licenses and Permits

Misc. Alc. Bev. Permits
Trade Registration/License
Misc. Licenses
Restaurant License
Building Permit
Electrical Permit
Plumbing Permit
Sign Permit
Billboard Renewal
Burglar Alarm Permit
Gas Well Permits
Misc. Permits

Based on estimated permits
Based on historical and monthly trends
Based on historical and monthly trends
Based on the number of licenses in current year
Based on estimated permits, historical & monthly trends
Based on estimated permits, historical & monthly trends
Based on estimated permits, historical & monthly trends
Based on estimated permits
Based on current permits
Based on fee increase and new program enforcement
Based on current and proposed wells per pad site
Based on current estimates

Inter/Intra-Governmental

Federal Grants
GPISD Revenue

None budgeted
Based on current staffing

GENERAL FUND REVENUE ASSUMPTION MODEL

Population-Based Increases (PB): 2.0 - 5.0%
Economy-Based Increases (EB): 3.0 - 7.5%

SOURCE OF INCOME

ASSUMPTION

Charges for Services

Ambulance Medicare/Medicaid Reimburse	Based on estimated number of calls and historical trends
Ambulance Private Pay for Services	Based on estimated number of calls and historical trends
Ambulance Membership Fees	Based on projected revenue in FY 08
Zoning Fees	Based on historical and monthly trends
Subdivision Fees	Based on historical and monthly trends
Multifamily Insp. Fees	Based on number of units and inspections
Hotel/Motel Insp. Fees	Based on historical and monthly trends
Sale of Maps/Publications	Based on historical and monthly trends
Subdiv Sign Collection	Based on historical and monthly trends
Project Plans	Based on historical and monthly trends
Court Cost Admin. Fees	Based on historical and monthly trends
Fire Alarm Permit	Based on historical and monthly trends
False Burglar Alarm Fees	Based on historical and monthly trends
Towing Fees	Based on historical and monthly trends
Auto Pound Fees	Based on historical and monthly trends
Auction Receipts	Based on historical and monthly trends
Certificate of Occupancy Fees	Based on anticipated issues
Development Inspection Fees	Based on anticipated inspections
Property Management Fees	Based on historical and monthly trends
Swimming Pool Inspection Fees	Based on projected revenue in FY 08
Food Handler Training	Based on anticipated training classes
Animal Services Fees	Based on anticipated fees
Vacant Property Maintenance	Based on anticipated maintenance
Misc. Charges	Based on historical and monthly trends

Fines and Forfeitures

Municipal Court Fines	Based on historical trends and ticket count
Time Pay Fee	Based on historical trends and ticket count
Child Safety Fines	Based on historical trends and ticket count
Municipal Court Fines-Warrant	Deleted the Warrant Collection Program in FY 08
Library Fines	Based on historical and monthly trends

GENERAL FUND REVENUE ASSUMPTION MODEL

Population-Based Increases (PB): 2.0 - 5.0%
Economy-Based Increases (EB): 3.0 - 7.5%

SOURCE OF INCOME

Indirect Costs

Indirect Cost Water
Indirect Cost CDBG
Indirect Cost Section 8
Indirect Cost Solid Waste
Indirect Cost Storm Water Utility
Indirect Westchester PID
Indirect Cost Wastewater

Miscellaneous Income

Interest Income
Sale Salvage
Phone Pay Station
Abandoned Funds
Sports Corp. Reimbursement
Racetrack Adm. Fee
Miscellaneous

ASSUMPTION

Based on Indirect Cost study allocation
Based on Indirect Cost study allocation
Based on Indirect Cost study allocation
Based on Indirect Cost study allocation
Based on Indirect Cost study allocation
Based on Indirect Cost study allocation
Based on Indirect Cost study allocation

Based on interest allocation schedule
Based on historical and monthly trends
Based on historical and monthly trends
Based on historical and monthly trends
Based on Sports Corp agreement
Reduced based on current year attendance
Based on historical and monthly trends

**CITY OF GRAND PRAIRIE
AIRPORT FUND SUMMARY
2008/09**

	<u>2006/07 ACTUAL</u>	<u>2007/08 APPR/MOD</u>	<u>2007/08 PROJECTION</u>	<u>2008/09 APPROVED</u>
Beginning Resources	\$221,562	\$398,661	\$398,661	\$344,737
REVENUES				
Fixed Base Operator Lease	\$36,143	\$37,635	\$37,635	\$37,642
Tenant Tie Down Rental	2,567	2,880	2,160	2,880
Hangar Rentals	491,271	565,260	565,260	568,320
Sale Aviation Fuel	827,973	734,050	1,197,500	1,177,500
Detention Pond Lease	0	0	3,260	3,260
Fees for Trash Collection	1,935	2,640	2,640	2,280
Port-a-Ports Rental	23,474	26,040	26,040	26,040
Storage Rental	20,598	24,000	24,000	23,640
Commercial Operator Payments	87,451	93,175	93,175	85,046
Interest Earnings	9,607	23,027	26,100	9,897
Transfer in from Airport Debt Service	161,780	0	0	0
Reimbursements/Miscellaneous	790	684	800	732
TOTAL REVENUES	<u>\$1,663,589</u>	<u>\$1,509,391</u>	<u>\$1,978,570</u>	<u>\$1,937,237</u>
Reserve for Encumbrances	0	2,622	2,622	0
TOTAL RESOURCES	<u>\$1,885,151</u>	<u>\$1,910,674</u>	<u>\$2,379,853</u>	<u>\$2,281,974</u>
EXPENDITURES				
Personal Services	\$317,311	\$355,448	\$355,448	\$360,405
Supplies	7,020	21,119	26,244	23,045
Other Services & Charges	131,182	167,958	159,350	171,820
Capital Outlay	7,197	19,000	26,121	0
Cost of Fuel Sold	699,786	675,050	1,132,500	1,112,500
Transfer to Debt Service Fund	195,372	0	0	0
Contingencies		5,000	3,500	5,000
Detention Pond Maintenance			4,075	4,075
Fiscal Fees		950	950	950
Interest Expense CO's		95,000	95,000	95,000
Principal Payment CO's		105,928	105,928	102,353
Reimbursement from General Fund	(24,000)	(24,000)	(24,000)	(24,000)
Reserve for Encumbrance	2,622	0	0	0
TOTAL EXPENDITURES	<u>\$1,336,490</u>	<u>\$1,421,453</u>	<u>\$1,885,116</u>	<u>\$1,851,148</u>
Transfer to Airport Capital Project Fund	150,000	150,000	150,000	150,000
TOTAL APPROPRIATIONS	<u>\$1,486,490</u>	<u>\$1,571,453</u>	<u>\$2,035,116</u>	<u>\$2,001,148</u>
Ending Resources	<u>\$398,661</u>	<u>\$339,221</u>	<u>\$344,737</u>	<u>\$280,826</u>

**CITY OF GRAND PRAIRIE
BASEBALL FUND SUMMARY**

2008/09

	1	2	3
	2007/08	2007/08	2008/09
	APPR/MOD	PROJECTION	APPROVED
Beginning Resources	\$0	\$0	\$1,696,026
REVENUES			
Sales Tax Receipts	\$2,116,850	\$2,288,395	\$2,691,166
Interest Earnings	25,306	32,824	200,322
TOTAL REVENUES	\$2,142,156	\$2,321,219	\$2,891,488
TOTAL RESOURCES	\$2,142,156	\$2,321,219	\$4,587,514
EXPENDITURES			
Debt Service	\$811,608	\$625,193	\$896,691
TOTAL EXPENDITURES	\$811,608	\$625,193	\$896,691
TOTAL APPROPRIATIONS	\$811,608	\$625,193	\$896,691
Ending Resources	\$1,330,548	\$1,696,026	\$3,690,823

**CITY OF GRAND PRAIRIE
 BASEBALL STADIUM REPAIR & MAINTENANCE FUND SUMMARY
 2008/09**

	<u>2007/08 APPR/MOD</u>	<u>2007/08 PROJECTION</u>	<u>2008/09 APPROVED</u>
Beginning Resources	\$0	\$0	\$0
REVENUES			
Ventura Sports	0	0	\$25,000
Transfer-In from General Fund	0	0	25,000
TOTAL REVENUES	\$0	\$0	\$50,000
TOTAL RESOURCES	\$0	\$0	\$50,000
EXPENDITURES			
Supplies	\$0	\$0	\$0
Other Services & Charges	0	0	0
Capital Outlay	0	0	0
TOTAL EXPENDITURES	\$0	\$0	\$0
TOTAL APPROPRIATIONS	\$0	\$0	\$0
Ending Resources	\$0	\$0	\$50,000

**CITY OF GRAND PRAIRIE
CABLE OPERATIONS FUND SUMMARY**

2008/09

	<u>2006/07 ACTUAL</u>	<u>2007/08 APPR/MOD</u>	<u>2007/08 PROJECTION</u>	<u>2008/09 APPROVED</u>
Beginning Resources	\$197,690	\$194,389	\$194,389	\$112,597
REVENUES				
Public Access Fees	\$104,861	\$122,112	\$122,112	\$137,500
Interest Earnings	9,729	10,635	12,054	6,283
Transfer from HTMT	0	0	0	0
TOTAL REVENUES	\$114,590	\$132,747	\$134,166	\$143,783
Reserve for Encumbrances	3,841	1,500	1,500	0
TOTAL RESOURCES	\$316,121	\$328,636	\$330,055	\$256,380
EXPENDITURES				
Personal Services	\$69,077	\$73,275	\$73,275	\$75,453
Supplies	6,892	3,808	2,808	7,808
Other Services & Charges	35,647	92,764	92,321	65,388
Capital Outlay	8,616	47,611	49,054	0
Reserve for Encumbrances	1,500	0	0	0
TOTAL EXPENDITURES	\$121,732	\$217,458	\$217,458	\$148,649
TOTAL APPROPRIATIONS	\$121,732	\$217,458	\$217,458	\$148,649
Ending Resources	\$194,389	\$111,178	\$112,597	\$107,731

**CITY OF GRAND PRAIRIE
CEMETERY FUND SUMMARY**

2008/09

	2006/07 ACTUAL	2007/08 APPR/MOD	2007/08 PROJECTION	2008/09 APPROVED
Beginning Resources	\$176,306	\$288,282	\$288,282	\$273,495
REVENUES				
Section Sales	\$297,283	\$300,000	\$300,000	\$306,250
Marker Sales	149,154	135,000	146,000	175,000
Interment Fees	102,214	100,000	100,000	105,000
Mausoleum Sales	52,393	45,000	50,000	50,000
Interest Earnings	14,599	20,694	23,455	15,238
Miscellaneous Sales	208	300	300	300
Transfer in from Cemetery Debt Service Fund	92,082	0	0	0
Transfer in from MFAC Fund	144,577	0	0	0
Transfer in from Prepaid Interment Fund	11,925	7,500	6,500	7,500
Transfer in from Debt Service Fund	162,924	0	0	0
TOTAL REVENUES	\$1,027,359	\$608,494	\$626,255	\$659,288
Reserve for Future Capital/Debt Service Expe.	\$52,985	\$195,000	\$195,000	\$195,000
Reserve for Encumbrances	60	0	0	0
TOTAL RESOURCES	\$1,256,710	\$1,091,776	\$1,109,537	\$1,127,783
EXPENDITURES				
Personal Services	\$249,794	\$274,922	\$274,922	\$288,471
Supplies	135,845	115,015	136,925	142,043
Other Services & Charges	79,776	112,674	99,924	98,478
Capital Outlay	1,675	5,416	4,271	0
Contingency	0	0	0	10,000
Transfer to Cemetery Debt Service	262,124	0	0	0
Transfer to Debt Service Fund	0	100,000	0	0
Audit Adjustment	(786)	0	0	0
TOTAL EXPENDITURES	\$728,428	\$608,027	\$516,042	\$538,992
Transfer to Cemetery Replacement Fund	0	25,000	125,000	125,000
Transfer to Park Capital Projects Fund	45,000	0	0	0
TOTAL APPROPRIATIONS	\$773,428	\$633,027	\$641,042	\$663,992
Reserve for Future Capital/Debt Service Expe.	195,000	195,000	195,000	195,000
Ending Resources	\$288,282	\$263,749	\$273,495	\$268,791

**CITY OF GRAND PRAIRIE
CEMETERY PERPETUAL CARE FUND SUMMARY**

2008/09

	<u>2006/07 ACTUAL</u>	<u>2007/08 APPR/MOD</u>	<u>2007/08 PROJECTION</u>	<u>2008/09 APPROVED</u>
Beginning Resources	\$163,609	\$230,192	\$280,853	\$342,531
REVENUES				
Perpetual Care	\$61,843	\$54,000	\$54,000	\$57,000
Interest Earnings	4,740	6,774	7,678	6,445
TOTAL REVENUES	\$66,583	\$60,774	\$61,678	\$63,445
TOTAL RESOURCES	\$230,192	\$290,966	\$342,531	\$405,976
EXPENDITURES				
Transfer to Cemetery Operating Fund	\$0	\$0	\$0	\$0
TOTAL EXPENDITURES	\$0	\$0	\$0	\$0
TOTAL APPROPRIATIONS	\$0	\$0	\$0	\$0
Ending Resources	\$230,192	\$290,966	\$342,531	\$405,976

**CITY OF GRAND PRAIRIE
CEMETERY PREPAID SERVICE FEES FUND SUMMARY**

2008/09

	<u>2006/07</u> <u>ACTUAL</u>	<u>2007/08</u> <u>APPR/MOD</u>	<u>2007/08</u> <u>PROJECTION</u>	<u>2008/09</u> <u>APPROVED</u>
Beginning Resources	\$164,457	\$229,569	\$295,092	\$366,216
REVENUES				
Prepaid Internment Fees	\$72,115	\$50,000	\$70,000	\$75,000
Interest Earnings	4,922	6,726	7,624	6,407
TOTAL REVENUES	\$77,037	\$56,726	\$77,624	\$81,407
TOTAL RESOURCES	\$241,494	\$286,295	\$372,716	\$447,623
EXPENDITURES				
Transfer to Cemetery Operating Fund	\$11,925	\$7,500	\$6,500	\$7,500
TOTAL EXPENDITURES	\$11,925	\$7,500	\$6,500	\$7,500
TOTAL APPROPRIATIONS	\$11,925	\$7,500	\$6,500	\$7,500
Ending Resources	\$229,569	\$278,795	\$366,216	\$440,123

**CITY OF GRAND PRAIRIE
CEMETERY REPLACEMENT FUND SUMMARY**

	2008/09 2007/08 APPR/MOD	2007/08 PROJECTION	2008/09 APPROVED
Beginning Resources	\$0	\$0	\$125,000
REVENUES			
Interest Earnings	\$0	\$0	\$0
Transfer in Cemetery Fund	25,000	125,000	125,000
TOTAL REVENUES	\$25,000	\$125,000	\$125,000
TOTAL RESOURCES	\$25,000	\$125,000	\$250,000
EXPENDITURES			
Capital Outlay	\$0	\$0	\$0
TOTAL EXPENDITURES	\$0	\$0	\$0
TOTAL APPROPRIATIONS	\$0	\$0	\$0
Ending Resources	\$25,000	\$125,000	\$250,000

**CITY OF GRAND PRAIRIE
CRIME TAX FUND SUMMARY**

2008/09

	<u>2007/08 APPR/MOD</u>	<u>2007/08 PROJECTION</u>	<u>2008/09 APPROVED</u>
Beginning Resources	\$0	\$0	\$3,924,743
REVENUES			
Sales Tax Receipts	\$4,233,699	\$4,000,914	\$4,672,402
Interest Earnings	45,820	51,934	58,528
TOTAL REVENUES	<u>\$4,279,519</u>	<u>\$4,052,848</u>	<u>\$4,730,930</u>
TOTAL RESOURCES	<u>\$4,279,519</u>	<u>\$4,052,848</u>	<u>\$8,655,673</u>
EXPENDITURES			
Debt Service	\$1,950,000	\$128,105	\$1,785,518
Cost of Issuance	0	0	176,000
TOTAL EXPENDITURES	<u>\$1,950,000</u>	<u>\$128,105</u>	<u>\$1,961,518</u>
TOTAL APPROPRIATIONS	<u>\$1,950,000</u>	<u>\$128,105</u>	<u>\$1,961,518</u>
Ending Resources	<u>\$2,329,519</u>	<u>\$3,924,743</u>	<u>\$6,694,155</u>

**CITY OF GRAND PRAIRIE
GENERAL OBLIGATION DEBT SERVICE FUND SUMMARY**

	2008/09			
	2006/07	2007/08	2007/08	2008/09
	ACTUAL	APPR/MOD	PROJECTION	APPROVED
Beginning Resources	\$2,844,459	\$4,971,255	\$4,971,255	\$5,121,947
REVENUES				
Current Taxes	\$15,334,411	\$16,535,144	\$16,733,566	17,520,010
Prior Year Taxes & Refunds	410,900	350,000	350,000	350,000
TIFF Contribution	(890,367)	(1,243,554)	(1,237,094)	(1,582,958)
Interest Earnings	279,520	339,096	384,346	260,911
Transfer from Cemetery Operating Fund	0	100,000	0	0
Transfer from Lake Parks Operating Fund	37,062	36,263	0	0
Transfer from Section 8	50,000	50,000	50,000	50,000
TOTAL REVENUES	\$15,221,526	\$16,166,949	\$16,280,818	\$16,597,963
TOTAL RESOURCES	\$18,065,985	\$21,138,204	\$21,252,073	\$21,719,910
EXPENDITURES				
Fiscal Fees	(\$55,996)	\$45,000	\$40,000	\$40,000
Transfer to Park Venue for Debt Service Fund	514,225	0	0	0
Transfer to Cemetery for Debt Service Fund	162,124	0	0	0
Transfer to Golf for Debt Service Fund	647,444	0	0	0
Interest Expense Bonds	2,953,654	2,918,800	3,693,706	3,658,194
Interest Expense CO's	2,009,708	1,972,603	1,674,401	1,687,268
Principal Payment-Bonds	5,151,494	5,017,990	5,617,990	5,205,160
Principal Payment-CO's	2,123,150	2,289,765	3,675,043	2,287,560
Interest Expense Line of Credit	20,000	40,000	40,000	40,000
Adjustment from CAFR	(431,073)	0	0	0
Interest Expense Golf	0	334,395	341,063	310,584
Principal Payments Golf	0	309,922	303,675	323,919
Interest Expense Cemetery	0	162,210	162,210	158,710
Principal Payments Cemetery	0	105,000	105,000	110,000
Interest Expense Park Venue	0	233,190	233,190	226,352
Principal Payments Park Venue	0	243,848	243,848	249,522
Interest Expense Future Issue	0	1,944,124	0	1,921,819
TOTAL EXPENDITURES	\$13,094,730	\$15,616,847	\$16,130,126	\$16,219,088
TOTAL APPROPRIATIONS	\$13,094,730	\$15,616,847	\$16,130,126	\$16,219,088
Ending Resources	\$4,971,255	\$5,521,357	\$5,121,947	\$5,500,822

**CITY OF GRAND PRAIRIE
EMPLOYEE INSURANCE FUND SUMMARY**

2008/09

	<u>2006/07</u> <u>ACTUAL</u>	<u>2007/08</u> <u>APPR/MOD</u>	<u>2007/08</u> <u>PROJECTION</u>	<u>2008/09</u> <u>APPROVED</u>
Beginning Resources	(\$138,648)	\$2,163,825	\$2,163,825	\$3,583,353
REVENUES				
Employer Contributions Actives	\$6,955,453	\$7,765,692	\$7,867,010	\$7,986,079
Employer Contributions Retirees	973,807	1,168,568	1,168,568	1,379,000
Employee Medical Contributions	2,374,824	2,666,479	2,534,431	2,595,000
Retiree Medical Contributions	307,121	321,970	376,144	339,000
Retiree Drug Subsidy	0	0	29,765	0
QCD Dental	3,958	4,196	4,372	4,372
Employee Life Insurance Contributions	257,199	262,029	273,230	275,962
Employee/Retiree Dental PPO Contributions	405,943	408,000	417,824	411,297
Employee/Retiree DHMO Dental	47,233	51,000	50,231	50,231
Employee/Retiree Vision Contributions	93,156	106,311	95,645	95,645
Reinsurance Reimbursement	450,406	0	0	0
Flextra Reimbursement	25,718	0	23,892	10,000
RX Rebates	77,323	10,000	40,386	0
Transfer from General Fund	1,200,000	0	0	0
Interest Earnings	52,318	51,166	57,994	103,137
TOTAL REVENUES	\$13,224,459	\$12,815,411	\$12,939,492	\$13,249,723
Reserve for Contingency	0	1,000,000	1,000,000	1,000,000
Reserve for Future Claims	1,424,796	1,424,796	1,424,796	1,424,796
TOTAL RESOURCES	\$14,510,607	\$17,404,032	\$17,528,113	\$19,257,872
EXPENDITURES				
Personal Services	\$71,258	\$143,467	\$124,848	\$142,099
Supplies	0	5,296	5,296	5,296
Other Services & Charges	5,336	4,457	4,857	17,754
Employee Medical Claims/RX	6,773,112	7,800,000	7,858,047	8,632,762
Retiree Medical Claims/RX	1,060,738	1,625,000	1,425,275	1,735,778
Premiums-Life Insurance	416,819	429,863	428,136	433,849
Vision Premiums	94,272	106,311	97,099	95,645
DHMO Dental	47,110	51,000	50,840	50,231
QCD Dental	4,232	4,196	4,308	4,372
Dental PPO	406,613	408,000	414,825	411,297
Reinsurance	307,135	375,289	291,487	349,784
Admin/Utilization Fees	427,990	474,614	418,085	424,991
Preventative/Wellness Program	33,018	100,000	100,000	100,000
Miscellaneous Services	40,190	41,510	41,510	44,000
Medical Reimbursements/Optouts	88,620	87,390	105,720	105,720
Empl. Assistance Prog. Services	21,417	27,324	20,064	20,064
Long Term Disability Program	86,997	92,008	81,575	84,022
Audit Adjustments	37,129	0	0	0
Clinic Operational Costs/TBD	0	550,000	0	500,000
Actuarial Study	0	0	24,500	0
Transfer to GF-Salary Reimb.	0	48,288	48,288	51,398
TOTAL EXPENDITURES	\$9,921,986	\$12,374,013	\$11,544,760	\$13,209,062
TOTAL APPROPRIATIONS	\$9,921,986	\$12,374,013	\$11,544,760	\$13,209,062
Reserve for Contingency	1,000,000	1,000,000	1,000,000	1,000,000
Reserve for Future Claims	1,424,796	1,400,000	1,400,000	1,400,000
Reserve for OPEB	0	0	0	2,000,000
Ending Resources	\$2,163,825	\$2,630,019	\$3,583,353	\$1,648,810

**CITY OF GRAND PRAIRIE
EQUIPMENT ACQUISITION FUND SUMMARY**

2008/09

	<u>2006/07 ACTUAL</u>	<u>2007/08 APPR/MOD</u>	<u>2007/08 PROJECTION</u>	<u>2008/09 APPROVED</u>
Beginning Resources	\$486,284	\$349,184	\$349,184	\$99,184
REVENUES				
Short Term Debt	\$0	\$0	\$0	\$500,000
Interest Earnings	0	0	0	0
TOTAL REVENUES	\$0	\$0	\$0	\$500,000
Reserve for Encumbrances	41,500	0	0	0
TOTAL RESOURCES	\$527,784	\$349,184	\$349,184	\$599,184
EXPENDITURES				
Cap Outlay-Public Works	\$114,714	\$53,000	\$53,000	\$125,000
Cap Outlay-Environmental Services	0	45,000	45,000	0
Cap Outlay-Park	63,886	152,000	152,000	150,000
TOTAL EXPENDITURES	\$178,600	\$250,000	\$250,000	\$275,000
TOTAL APPROPRIATIONS	\$178,600	\$250,000	\$250,000	\$275,000
Ending Resources	\$349,184	\$99,184	\$99,184	\$324,184

**CITY OF GRAND PRAIRIE
EQUIPMENT SERVICES FUND SUMMARY**

2008/2009

	<u>2006/07</u> <u>ACTUAL</u>	<u>2007/08</u> <u>APPR/MOD</u>	<u>2007/08</u> <u>PROJECTION</u>	<u>2008/09</u> <u>APPROVED</u>
Beginning Resources	\$902,255	\$299,403	\$299,403	\$303,169
REVENUES				
Fuel Charges - City	\$1,565,415	\$1,717,563	\$2,512,193	\$3,377,954
Maint. Charges - City	2,048,257	1,928,345	1,928,345	1,967,444
Rental Fees/Other	62,396	50,000	60,000	50,000
Auction Receipts	1,489	0	10,423	0
Interest	41,663	50,592	57,343	33,990
TOTAL REVENUES	<u>\$3,719,220</u>	<u>\$3,746,500</u>	<u>\$4,568,304</u>	<u>\$5,429,388</u>
Reserve for Encumbrances	58,951	56,605	56,605	0
Reserve for Future Building Site	0	750,000	750,000	750,000
TOTAL RESOURCES	<u>\$4,680,426</u>	<u>\$4,852,508</u>	<u>\$5,674,312</u>	<u>\$6,482,557</u>
EXPENDITURES				
Personal Services	916,431	1,022,949	1,018,510	1,066,072
Supplies	64,639	50,364	78,206	106,910
Other Services & Charges	101,347	105,526	105,526	111,231
Capital Outlay	0	96,155	96,155	31,500
Cost of Fuel Sold	1,487,032	1,644,714	2,422,746	3,280,707
Cost of Parts Sold	542,499	500,000	500,000	500,000
Cost of Outside Repairs/Maint.	411,646	320,000	400,000	400,000
Reserve for Encumbrances	56,605	0	0	0
Inventory and Audit Adjustments	50,824	0	0	0
TOTAL EXPENDITURES	<u>\$3,631,023</u>	<u>\$3,739,708</u>	<u>\$4,621,143</u>	<u>\$5,496,420</u>
TOTAL APPROPRIATIONS	<u>\$3,631,023</u>	<u>\$3,739,708</u>	<u>\$4,621,143</u>	<u>\$5,496,420</u>
Reserve for future building site	750,000	750,000	750,000	750,000
Ending Resources	<u>\$299,403</u>	<u>\$362,800</u>	<u>\$303,169</u>	<u>\$236,137</u>

**CITY OF GRAND PRAIRIE
GAS FUND SUMMARY**

2008/09

	<u>2006/07 ACTUAL</u>	<u>2007/08 APPR/MOD</u>	<u>2007/08 PROJECTION</u>	<u>2008/09 APPROVED</u>
Beginning Resources	\$0	\$9,934,090	\$9,934,090	\$7,058,947
REVENUES				
Gas One-Time Revenue	\$14,755,290	\$0	\$0	\$0
Transfer in from Baseball Stadium	0	5,000,000	5,000,000	0
Transfer in from Crime Tax Interim Loan				6,120,120
Transfer in from Crime Tax Interest Earnings				0
Interest Earnings	178,800	136,156	154,325	425,707
TOTAL REVENUES	<u>\$14,934,090</u>	<u>\$5,136,156</u>	<u>\$5,154,325</u>	<u>\$6,545,827</u>
TOTAL RESOURCES	<u>\$14,934,090</u>	<u>\$15,070,246</u>	<u>\$15,088,415</u>	<u>\$13,604,774</u>
EXPENDITURES				
Transfer to Baseball Stadium	\$5,000,000	\$0	\$0	\$0
Transfer to Crime Tax Interim Loan		6,120,120	6,120,120	0
Dallas County/Tarrant County Clinics	0	0		7,000,000
Transfer to Uptown Theater	0	981,348	981,348	
JPS Grand Prairie Community Health Clinic	0	928,000	928,000	0
TOTAL EXPENDITURES	<u>\$5,000,000</u>	<u>\$8,029,468</u>	<u>\$8,029,468</u>	<u>\$7,000,000</u>
TOTAL APPROPRIATIONS	<u>\$5,000,000</u>	<u>\$8,029,468</u>	<u>\$8,029,468</u>	<u>\$7,000,000</u>
Ending Resources	<u>\$9,934,090</u>	<u>\$7,040,778</u>	<u>\$7,058,947</u>	<u>\$6,604,774</u>

**CITY OF GRAND PRAIRIE
GOLF COURSE FUND SUMMARY**

2008/09

	<u>2006/07</u> <u>ACTUAL</u>	<u>2007/08</u> <u>APPR/MOD</u>	<u>2007/08</u> <u>PROJECTION</u>	<u>2008/09</u> <u>APPROVED</u>
Beginning Resources	\$521,931	\$672,806	\$672,806	\$325,965
REVENUES				
Prairie Lakes Golf Fees	\$1,323,352	\$1,453,060	\$1,387,540	\$1,460,886
Tangle Ridge Golf Fees	1,036,575	1,322,724	810,390	1,243,725
Transfer in from Golf Debt Service	388,700	0	0	0
Transfer from Debt Service Fund	647,444	0	0	0
Auction Receipts	0	0	2,627	0
Interest Earnings	19,843	45,304	51,349	23,347
TOTAL REVENUES	\$3,415,914	\$2,821,088	\$2,251,906	\$2,727,958
Reserve for Encumbrances	1,420	15,598	15,598	0
TOTAL RESOURCES	\$3,939,265	\$3,509,492	\$2,940,310	\$3,053,923
EXPENDITURES				
Personal Services	\$999,565	\$1,075,750	\$1,055,595	\$1,091,578
Supplies	309,915	273,809	300,829	316,603
Other Services & Charges	1,181,424	1,321,428	1,142,471	1,303,769
Capital Outlay	0	2,450	2,450	0
Transfer to Golf Debt Service	647,444	0	0	0
Audit Adjustment	64,136	0	0	0
Reserve for Encumbrance	15,598	0	0	0
TOTAL EXPENDITURES	\$3,218,082	\$2,673,437	\$2,501,345	\$2,711,950
One-time money for Equipment	48,377	113,000	113,000	0
Lump Sum Merit				19,648
TOTAL APPROPRIATIONS	\$3,266,459	\$2,786,437	\$2,614,345	\$2,731,598
Ending Resources	\$672,806	\$723,055	\$325,965	\$322,325

**CITY OF GRAND PRAIRIE
HOTEL/MOTEL BUILDING FUND SUMMARY
2008/09**

	<u>2006/07</u> <u>ACTUAL</u>	<u>2007/08</u> <u>APPR/MOD</u>	<u>2007/08</u> <u>PROJECTION</u>	<u>2008/09</u> <u>APPROVED</u>
Beginning Resources	\$304,533	\$213,401	\$213,401	\$254,256
REVENUES				
Transfer-In HTMT Tax Fund	\$100,000	\$100,000	\$100,000	\$100,000
Interest Earnings	8,868	11,880	13,465	11,438
TOTAL REVENUES	\$108,868	\$111,880	\$113,465	\$111,438
Reserve for Encumbrance	0	200,000	200,000	0
TOTAL RESOURCES	\$413,401	\$525,281	\$526,866	\$365,694
EXPENDITURES				
Rehab of Bowles Home	\$0	\$30,000	\$0	\$0
Rehab of Lloyd Home	0	272,610	272,610	0
Centennial Celebration	0	0	0	100,000
TIC Improvements	0	0	0	22,500
Trsf to MFAC for Plaza Enhancements	0	0	0	150,000
Plaza Grand Opening	0	0	0	25,000
Reserve for Encumbrance	200,000	0	0	0
TOTAL EXPENDITURES	\$200,000	\$302,610	\$272,610	\$297,500
TOTAL APPROPRIATIONS	\$200,000	\$302,610	\$272,610	\$297,500
Ending Resources	\$213,401	\$222,671	\$254,256	\$68,194

CITY OF GRAND PRAIRIE
HOTEL/MOTEL TAX FUND SUMMARY

	2008/09			
	2006/07	2007/08	2007/08	2008/09
	<u>ACTUAL</u>	<u>APPR/MOD</u>	<u>PROJECTION</u>	<u>APPROVED</u>
Beginning Resources	\$415,680	\$416,080	\$416,080	\$287,142
REVENUES				
Hotel/Motel Tax Collected	\$1,119,355	\$1,160,250	\$1,122,691	\$1,190,000
Interest Earnings	14,145	17,834	20,214	17,467
Gift Shop	10,714	14,000	14,041	18,000
TOTAL REVENUES	\$1,144,214	\$1,192,084	\$1,156,946	\$1,225,467
Reserve For Encumbrances	20,000	108,717	108,717	0
TOTAL RESOURCES	\$1,579,894	\$1,716,881	\$1,681,743	\$1,512,609
EXPENDITURES				
Operating Cost	272,980	312,710	312,710	323,374
Trf out General Fund/Personnel	90,968	83,147	83,147	89,713
Trf out Park Venue	39,487	42,263	42,263	47,381
Transfer to PVEN (Arts Council Rental)	0	0	0	75,000
Tourism/Convntn & Visitors Bureau	288,985	293,596	293,596	245,636
Contingency	0	34,000	34,000	20,000
Halloween Light Show				10,000
City Promotion/Marketing	34,087	148,373	148,373	148,373
Cinco de Mayo	5,000	5,000	5,000	5,000
G.P. Arts Council	60,000	70,000	70,000	70,000
G.P. Indian Club	500	500	500	500
Historical Preservation	6,364	83,847	90,112	35,050
J P 10-K Race-Parks	1,300	1,300	1,300	1,300
Juneteenth	2,500	2,500	2,500	2,500
Lake Park Events (4th of July)	5,000	5,000	5,000	0
Lone Stars & Stripes	25,000	25,000	25,000	25,000
Prairie Lights	0	25,000	25,000	25,000
Winter Wonderland	6,450	10,000	0	0
Athletic Events-Parks	11,476	11,100	11,100	11,100
Reserve for Encumbrances	108,717	0	0	0
TOTAL EXPENDITURES	\$958,814	\$1,153,336	\$1,149,601	1,134,927
Transfer to HTMT Building Fund	100,000	100,000	100,000	100,000
One-Time Supplementals				5,000
Uptown Theatre Grand Opening	0	50,000	50,000	0
Transfer to Uptown Trust Fund*	105,000	95,000	95,000	0
TOTAL APPROPRIATIONS	\$1,163,814	\$1,398,336	\$1,394,601	\$1,239,927
Ending Resources	\$416,080	\$318,545	\$287,142	\$272,682

CITY OF GRAND PRAIRIE
INFORMATION TECHNOLOGY ACQUISITION FUND SUMMARY
2008/09

	<u>2006/07</u> <u>ACTUAL</u>	<u>2007/08</u> <u>APPR/MOD</u>	<u>2007/08</u> <u>PROJECTION</u>	<u>2008/09</u> <u>APPROVED</u>
Beginning Resources	\$52,933	\$30,079	\$30,079	\$326,194
REVENUES				
Interest Earnings	\$21,216	\$24,790	\$28,098	\$18,844
Transfer from General Fund	400,000	1,400,000	1,400,000	500,000
Transfer from Solid Waste	100,000	100,000	100,000	100,000
Transfer from Water/wastewater	150,000	150,000	150,000	150,000
TOTAL REVENUES	\$671,216	\$1,674,790	\$1,678,098	\$768,844
Reserve for Encumbrances	490,540	440,211	440,211	0
TOTAL RESOURCES	\$1,214,689	\$2,145,080	\$2,148,388	\$1,095,038
EXPENDITURES				
Computer PC & Laptop Replacements - Phase I	\$95,447	\$154,551	\$154,551	\$350,000
Telephone & Switching Equipment Upgrade	0	0	0	150,000
Tiburon Upgrade of CAD, Mapping & Reporting System	0	0	0	167,000
Completion of Wiring Project for the City	0	0	0	230,000
Wireless Mesh Network Pilot Project	0	0	0	150,000
Municipal Court Project/Tele-works	4,688	9,563	9,563	
FY 05 Fire	55,225	0	0	
FY 05 IT System Hardware/Software	62,484	0	0	
FY 05 Library	1,375	0	0	
FY 05 Park	10,753	1,367	0	
FY 05 Water Wastewater	19,725	39,465	36,898	
FY 06 Water Wastewater	15,000	45,500	45,500	
FY 06 Planning	29,560	17,740	17,740	
FY 06 Police	6,994	6,632	6,632	
FY 06 IT Software/Hardware Upgrades/Replacement	232,891	12,109	12,109	
FY 07 IT Server Hdw/Consulting/Network Upgrades	30,960	39,892	39,892	
FY 07 Police	41,914	179,923	179,923	
FY 07 Parks	0	26,186	26,186	
FY 07 Engineering Software Upgrades	0	9,912	9,912	
FY 07 Code Enforcement Software	15,958	1,042	0	
FY 07 Public Works - Streets	19,646	6,653	0	
FY 07 Water Wastewater	46,251	25,231	20,333	
FY 07 Solid Waste	7,699	7,834	7,834	
FY 07 Fire	47,829	0	0	
FY 08 IT System Hardware/Software	0	761,611	761,611	
FY 08 Fire	0	95,000	95,000	
FY 08 Planning	0	51,600	51,600	
FY 08 Police	0	207,010	207,010	
FY 08 Public Works - Brush Crew	0	10,200	10,200	
FY 08 Public Works - Streets	0	41,000	41,000	
FY 08 Solid Waste	0	12,100	12,100	
FY 08 Transportation	0	16,500	16,500	
FY 08 Budget - Training LBP Implementation	0	30,000	30,000	
FY 08 IT One-Time Software Training	0	30,100	30,100	
Reserve for Encumbrances	440,211	0	0	0
TOTAL EXPENDITURES	\$1,184,610	\$1,838,721	\$1,822,194	\$1,047,000
TOTAL APPROPRIATIONS	\$1,184,610	\$1,838,721	\$1,822,194	\$1,047,000
Ending Resources	\$30,079	\$306,359	\$326,194	\$48,038

**CITY OF GRAND PRAIRIE
JUVENILE CASE MANAGER FEE FUND**

	2008/09			
	2006/07 <u>ACTUAL</u>	2007/08 <u>APPR/MOD</u>	2007/08 <u>PROJECTION</u>	2008/09 <u>APPROVED</u>
Beginning Resources	\$31,398	\$86,038	\$86,038	\$130,015
REVENUES				
Juvenile Case Manager Fee	\$121,981	\$120,000	\$130,000	\$160,000
Interest Earnings	0	0	0	1,830
TOTAL REVENUES	\$121,981	\$120,000	\$130,000	\$161,830
TOTAL RESOURCES	\$153,379	\$206,038	\$216,038	\$291,845
EXPENDITURES				
Personal Services	\$64,058	\$102,675	\$77,228	\$120,933
Contingency	0	0	0	25,000
Other Services & Charges	3,283	8,795	8,795	5,437
TOTAL EXPENDITURES	\$67,341	\$111,470	\$86,023	\$151,370
TOTAL APPROPRIATIONS	\$67,341	\$111,470	\$86,023	\$151,370
Ending Resources	\$86,038	\$94,568	\$130,015	\$140,475

**CITY OF GRAND PRAIRIE
LAKE PARKS FUND SUMMARY**

	2008/09			
	2006/07	2007/08	2007/08	2008/09
	ACTUAL	APPR/MOD	PROJECTION	APPROVED
Beginning Resources	\$475,027	\$545,112	\$545,112	\$691,898
REVENUES				
Annual Permits	\$164,553	\$158,000	\$175,000	\$170,000
Leases/Licenses	3,000	1,500	1,500	3,000
Wildflower Rent	0	0	200,000	0
Gate Receipts	767,191	794,142	975,000	818,000
Pavilion Rentals	24,835	22,200	24,000	26,300
Concessions	14,101	15,300	20,500	15,000
Park Sites	262,550	240,000	280,100	275,000
Airblown/Prairie Lights	268,765	275,000	494,850	0
Marina	274,402	275,000	275,000	280,000
Festival	0	90,000	90,000	90,000
Special Activities	12,800	11,500	11,060	13,000
Cabins	109,525	145,200	140,000	138,200
Interest Earnings	20,680	27,276	30,902	13,041
Miscellaneous Rentals/Sales	26,940	25,560	33,560	30,000
TOTAL REVENUES	\$1,949,342	\$2,080,678	\$2,751,472	\$1,871,541
Reserve for Encumbrances	1,490	2,325	2,325	0
TOTAL RESOURCES	\$2,425,859	\$2,628,115	\$3,298,909	\$2,563,439
EXPENDITURES				
Personal Services	\$927,038	\$1,012,267	\$1,043,227	\$1,070,865
Supplies	69,552	94,421	110,289	97,548
Other Services & Charges	375,565	407,169	489,088	404,071
Capital Outlay	43,921	59,226	54,582	6,000
Airblown/Prairie Lights	263,510	260,000	403,639	0
Festival Expenses	0	90,000	90,000	90,000
Cabins	24,796	50,300	60,253	52,646
Transfer to Park Venue	47,229	49,695	49,695	53,117
Transfer to General Fund	19,029	19,975	19,975	21,333
Transfer to Debt Service Fund	37,062	36,263	0	0
Audit Adjustment	(7,878)	0	0	0
Reserve for Encumbrance	2,325	0	0	0
TOTAL EXPENDITURES	\$1,802,149	\$2,079,316	\$2,320,748	\$1,795,580
Transfer to Lake Capital Projects Fund	0	0	286,263	285,463
One-Time Legal Fees from Wildflower	78,598	0	0	0
TOTAL APPROPRIATIONS	\$1,880,747	\$2,079,316	\$2,607,011	\$2,081,043
Ending Resources	\$545,112	\$548,799	\$691,898	\$482,396

**CITY OF GRAND PRAIRIE
MUNICIPAL COURT BUILDING SECURITY FUND SUMMARY**

	2008/09			
	2006/07	2007/08	2007/08	2008/09
	<u>ACTUAL</u>	<u>APPR/MOD</u>	<u>PROJECTION</u>	<u>APPROVED</u>
Beginning Resources	\$43,143	\$47,555	\$47,555	\$46,920
REVENUES				
Municipal Court Bldg Security Fee	\$87,190	\$88,285	\$88,538	\$89,423
Interest Earnings	1,740	2,137	2,422	1,459
TOTAL REVENUES	\$88,930	\$90,422	\$90,960	\$90,882
TOTAL RESOURCES	\$132,073	\$137,977	\$138,515	\$137,802
EXPENDITURES				
Personal Services	\$71,295	\$78,020	\$76,585	\$81,730
Other Services & Charges	13,223	16,010	15,010	23,502
TOTAL EXPENDITURES	\$84,518	\$94,030	\$91,595	\$105,232
TOTAL APPROPRIATIONS	\$84,518	\$94,030	\$91,595	\$105,232
Ending Resources	\$47,555	\$43,947	\$46,920	\$32,570

CITY OF GRAND PRAIRIE
MUNICIPAL COURT JUDICIAL EFFICIENCY FUND SUMMARY

	2008/09			
	2006/07 <u>ACTUAL</u>	2007/08 <u>APPR/MOD</u>	2007/08 <u>PROJECTION</u>	2008/09 <u>APPROVED</u>
Beginning Resources	\$53,785	\$55,439	\$55,439	\$37,441
REVENUES				
Judicial Efficiency Fee	\$17,761	\$21,796	\$16,561	\$16,727
Interest Earnings	1,823	2,475	2,805	1,880
TOTAL REVENUES	\$19,584	\$24,271	\$19,366	\$18,607
TOTAL RESOURCES	\$73,369	\$79,710	\$74,805	\$56,048
EXPENDITURES				
Personal Services	\$11,152	\$12,141	\$13,747	\$12,280
Misc Services	0	0	15,617	2,000
Insurance Verification	6,778	8,000	8,000	8,000
TOTAL EXPENDITURES	\$17,930	\$20,141	\$37,364	\$22,280
TOTAL APPROPRIATION:	\$17,930	\$20,141	\$37,364	\$22,280
Ending Resources	\$55,439	\$59,569	\$37,441	\$33,768

**CITY OF GRAND PRAIRIE
MUNICIPAL COURT TECHNOLOGY FUND SUMMARY**

	2008/09			
	2006/07 <u>ACTUAL</u>	2007/08 <u>APPR/MOD</u>	2007/08 <u>PROJECTION</u>	2008/09 <u>APPROVED</u>
Beginning Resources	\$106,356	\$119,426	\$119,426	\$66,713
REVENUES				
Municipal Court Technology Fee	\$116,304	\$117,725	\$116,416	\$117,580
Interest Earnings	8,848	7,172	8,129	5,151
TOTAL REVENUES	\$125,152	\$124,897	\$124,545	\$122,731
Reserve For Encumbrances	19,639	47,018	47,018	0
TOTAL RESOURCES	\$251,147	\$291,341	\$290,989	\$189,444
EXPENDITURES				
Other Services & Charges	\$76,958	\$81,258	\$77,258	\$70,258
Capital Outlay	7,745	147,018	147,018	100,000
Reserve for Encumbrance	47,018	0	0	0
TOTAL EXPENDITURES	\$131,721	\$228,276	\$224,276	\$170,258
TOTAL APPROPRIATIONS	\$131,721	\$228,276	\$224,276	\$170,258
Ending Resources	\$119,426	\$63,065	\$66,713	\$19,186

CITY OF GRAND PRAIRIE
PARK VENUE OPERATING FUND SUMMARY

	2008/09			
	2006/07	2007/08	2007/08	2008/09
	<u>ACTUAL</u>	<u>APPR/MOD</u>	<u>PROJECTION</u>	<u>APPROVED</u>
Beginning Resources	\$2,465,714	\$3,973,926	\$3,973,926	\$2,603,593
REVENUES				
Sales Tax Receipts	\$5,380,897	\$5,080,439	\$5,518,612	\$5,382,332
Ruthe Jackson Center	1,209,398	1,247,500	1,307,828	1,351,000
Recreation	788,079	980,693	1,021,055	936,089
Bowles Life Center	245,264	241,008	245,645	242,410
Uptown Theater	0	230,500	0	229,750
Transfer from Park Venue Debt Service Fund	2,515,433	0	0	0
Transfer from Debt Service Fund	514,225	0	0	0
Transfer from General Fund	7,273,237	7,631,200	7,631,200	8,051,218
TOTAL REVENUES	\$17,926,533	\$15,411,340	\$15,724,340	\$16,192,799
Reserve for Encumbrances	\$24,743	\$179,971	\$179,971	\$0
Reserve for Sales Tax Return	0	776,482	776,482	776,482
Restricted for Future Debt Service	0	1,104,000	1,104,000	1,104,000
TOTAL RESOURCES	\$20,416,990	\$21,445,719	\$21,758,719	\$20,676,874
EXPENDITURES				
Personal Services	\$5,344,306	\$5,898,918	\$5,872,108	\$6,117,722
Supplies	467,091	503,673	565,672	606,640
Other Services & Charges	3,146,715	3,773,937	3,794,839	3,805,838
Capital Outlay	24,643	192,442	198,201	152,070
Ruthe Jackson Center	1,120,607	1,177,868	1,233,741	1,285,170
Transfer to RJC Equipment Replacement Fund	50,000	50,000	74,087	65,830
Bowles Life Center	482,181	467,920	488,298	555,116
Uptown Theater	53,565	474,081	243,151	545,074
Transfer to Park Debt Svc.	2,779,883	0	0	0
Fiscal Fees	0	2,000	2,000	2,000
Interest Expense (Sales Tax)	0	1,367,547	1,367,547	1,321,434
Principal Payment (Sales Tax)	0	935,000	935,000	985,000
Audit Adjustment	(175,792)	0	0	0
Reserve for Encumbrances	179,971	0	0	0
TOTAL EXPENDITURES	\$13,473,170	\$14,843,386	\$14,774,644	\$15,441,894
Transfer to Park Rainy Day	\$89,412	\$0	\$0	\$0
Lump Sum Merits - GF				101,924
Transfer to Park Cap. Proj. Fund	1,000,000	2,500,000	2,500,000	1,750,000
TOTAL APPROPRIATIONS	\$14,562,582	\$17,343,386	\$17,274,644	\$17,293,818
Reserve for Sales Tax Return	776,482	776,482	776,482	776,482
Restricted for Future Debt Service	1,104,000	1,104,000	1,104,000	1,104,000
Ending Resources	\$3,973,926	\$2,221,851	\$2,603,593	\$1,502,574

**CITY OF GRAND PRAIRIE
POLICE SEIZURE FUND SUMMARY**

2008/09

	<u>2006/07</u> <u>ACTUAL</u>	<u>2007/08</u> <u>APPR/MOD</u>	<u>2007/08</u> <u>PROJECTION</u>	<u>2008/09</u> <u>APPROVED</u>
Beginning Resources	\$91,771	\$180,562	\$180,562	\$28,910
REVENUES				
Seizures & Contributions	\$132,217	\$124,700	\$72,000	\$81,400
Interest Earnings/Misc.	15,545	12,434	14,093	5,654
TOTAL REVENUES	\$147,762	\$137,134	\$86,093	\$87,054
Reserve for Encumbrances	77,913	0	0	0
TOTAL RESOURCES	\$317,446	\$317,696	\$266,655	\$115,964
EXPENDITURES				
Court Appearance Cost	\$0	\$1,500	\$500	\$2,000
Seizure Account Expense	19,497	4,000	8,000	17,500
Misc Services	96,649	87,645	97,025	54,300
Capital Outlay	20,738	128,225	132,220	11,000
Contingency Account	0	0	0	0
TOTAL EXPENDITURES	\$136,884	\$221,370	\$237,745	\$84,800
TOTAL APPROPRIATIONS	\$136,884	\$221,370	\$237,745	\$84,800
Ending Resources	\$180,562	\$96,326	\$28,910	\$31,164

**CITY OF GRAND PRAIRIE
POOLED INVESTMENTS FUND SUMMARY**

2008/09

	<u>2006/07</u> <u>ACTUAL</u>	<u>2007/08</u> <u>APPR/MOD</u>	<u>2007/08</u> <u>PROJECTION</u>	<u>2008/09</u> <u>APPROVED</u>
Beginning Resources	\$1,428,419	\$2,555,611	\$2,555,611	\$2,345,208
REVENUES				
Interest Earnings	\$8,074,674	\$7,500,000	\$9,000,000	\$7,500,000
Miscellaneous Interest	986	1,000	1,420	1,000
TOTAL REVENUES	\$8,075,660	\$7,501,000	\$9,001,420	\$7,501,000
TOTAL RESOURCES	\$9,504,079	\$10,056,611	\$11,557,031	\$9,846,208
EXPENDITURES				
Bank Service Charges	\$90,892	\$127,500	\$127,500	\$127,500
Personnel Services	240,794	257,178	256,486	264,052
Supplies	8,657	9,919	9,914	9,919
Other Services & Charges	95,988	84,510	100,595	118,415
Armored Car Service	48,950	67,304	67,304	67,304
Transfer to General Fund	1,248,546	1,389,973	1,554,688	1,550,975
Transfer to Employee Insur. Fund	52,318	51,166	57,994	103,137
Transfer to Grant/Fiduciary Funds	264,491	280,444	317,867	569,338
Transfer to PIDs/TIFs	284,880	236,942	183,007	165,188
Transfer to Other Operating Funds	1,840,071	2,249,063	2,662,621	1,912,845
Transfer to Capital Projects Funds	2,782,780	3,329,290	3,873,327	3,224,480
Trinity Railway Payments	63,422	72,682	72,682	72,682
Reimbursement from other funds	(72,162)	(72,162)	(72,162)	(72,162)
Arbitrage Rebate Expense*	0	0	0	0
Audit Adjustment	(1,159)	0	0	0
TOTAL EXPENDITURES	\$6,948,468	\$8,083,809	\$9,211,823	\$8,113,673
TOTAL APPROPRIATIONS	\$6,948,468	\$8,083,809	\$9,211,823	\$8,113,673
Ending Resources	\$2,555,611	\$1,972,802	\$2,345,208	\$1,732,535

**CITY OF GRAND PRAIRIE
POOLED INVESTMENTS FUND SUMMARY**

2008/09

	<u>2006/07</u> <u>ACTUAL</u>	<u>2007/08</u> <u>APPR/MOD</u>	<u>2007/08</u> <u>PROJECTION</u>	<u>2008/09</u> <u>APPROVED</u>
Beginning Resources	\$1,428,419	\$2,555,611	\$2,555,611	\$2,345,208
REVENUES				
Interest Earnings	\$8,074,674	\$7,500,000	\$9,000,000	\$7,500,000
Miscellaneous Interest	986	1,000	1,420	1,000
TOTAL REVENUES	\$8,075,660	\$7,501,000	\$9,001,420	\$7,501,000
TOTAL RESOURCES	\$9,504,079	\$10,056,611	\$11,557,031	\$9,846,208
EXPENDITURES				
Bank Service Charges	\$90,892	\$127,500	\$127,500	\$127,500
Personnel Services	240,794	257,178	256,486	264,052
Supplies	8,657	9,919	9,914	9,919
Other Services & Charges	95,988	84,510	100,595	118,415
Armored Car Service	48,950	67,304	67,304	67,304
Transfer to General Fund	1,248,546	1,389,973	1,554,688	1,550,975
Transfer to Employee Insur. Fund	52,318	51,166	57,994	103,137
Transfer to Grant/Fiduciary Funds	264,491	280,444	317,867	569,338
Transfer to PIDs/TIFs	284,880	236,942	183,007	165,188
Transfer to Other Operating Funds	1,840,071	2,249,063	2,662,621	1,912,845
Transfer to Capital Projects Funds	2,782,780	3,329,290	3,873,327	3,224,480
Trinity Railway Payments	63,422	72,682	72,682	72,682
Reimbursement from other funds	(72,162)	(72,162)	(72,162)	(72,162)
Arbitrage Rebate Expense*	0	0	0	0
Audit Adjustment	(1,159)	0	0	0
TOTAL EXPENDITURES	\$6,948,468	\$8,083,809	\$9,211,823	\$8,113,673
TOTAL APPROPRIATIONS	\$6,948,468	\$8,083,809	\$9,211,823	\$8,113,673
Ending Resources	\$2,555,611	\$1,972,802	\$2,345,208	\$1,732,535

**CITY OF GRAND PRAIRIE
PRAIRIE LIGHTS FUND SUMMARY
2008/09**

	2008/09 <u>APPROVED</u>
Beginning Resources	\$0
REVENUES	
Special Events	\$40,000
Concession Receipts	51,000
Pro Shop	25,000
Entertainment Fees	3,000
Prairie Lights Gate Receipts	260,000
Operating Contrib-Sponsorship	5,000
Other Operating Contributions	2,000
Miscellaneous	4,000
	<hr/>
TOTAL REVENUES	<u>\$390,000</u>
 Reserve for Encumbrances	 0
TOTAL RESOURCES	<u><u>\$390,000</u></u>
 EXPENDITURES	
Supplies	29,700
Other Services & Charges	220,300
Prairie Lights	125,000
	<hr/>
TOTAL EXPENDITURES	<u>\$375,000</u>
 TOTAL APPROPRIATIONS	 <u><u>\$375,000</u></u>
 Ending Resources	 <u><u>\$15,000</u></u>

**CITY OF GRAND PRAIRIE
RISK MANAGEMENT FUND SUMMARY**

2008/09

	<u>2006/07 ACTUAL</u>	<u>2007/08 APPR/MOD</u>	<u>2007/08 PROJECTION</u>	<u>2008/09 APPROVED</u>
Beginning Resources	\$25,742	(\$69,025)	(\$69,025)	\$473,229
REVENUES				
Billings-Workers Compensation	\$866,077	\$934,381	\$934,381	\$898,400
Billings-Property Insurance	671,548	914,898	914,898	973,296
Billings- Liability Insurance	535,439	702,397	702,397	687,928
Billings-Risk Mgmt Administration	123,149	301,175	301,175	366,800
Interest Earnings	66,062	89,001	100,877	43,913
Miscellaneous	0	14,790	138,947	0
Claim Settle-Subrogation Property	26,869	15,000	40,000	15,000
Claim Settle-Subrogation Auto	530	500	140	500
Reinsurance Proceeds	36,767	0	25,000	0
Insurance Recoveries Auto/Property	566,760	60,000	175,000	60,000
TOTAL REVENUES	\$2,893,201	\$3,032,142	\$3,332,815	\$3,045,837
Reserve for encumbrances	303,031	413,974	413,974	0
Liability/WC Reserve-Future	1,274,180	1,274,180	1,274,180	1,280,100
TOTAL RESOURCES	\$4,496,154	\$4,651,271	\$4,951,944	\$4,799,166
EXPENDITURES				
Personal Services	\$72,815	\$78,492	\$78,492	\$80,616
Supplies	419	3,173	3,173	3,173
Other Services & Charges	435,865	322,696	446,000	447,266
Capital Outlay	34,027	0	0	0
Auto Related Losses	157,915	235,734	240,000	200,000
Casualty Loss	0	10,000	10,000	10,000
Liability Insurance Premium	249,787	312,397	244,160	307,928
Liability Loss - Current	61,300	100,000	75,000	100,000
Liability Loss - Prior	245,096	280,000	200,000	280,000
Property Insurance Premium	397,766	474,898	400,000	403,570
Property Losses	197,801	48,359	100,000	50,000
Workers Compensation-Premium	360,767	384,381	315,000	348,400
Workers Comp Loss - Current	314,894	200,000	95,000	200,000
Workers Comp - Prior	165,269	350,000	350,000	350,000
Transfer to GF-Salary Reimbursement	45,747	48,288	48,288	51,398
Audit Adjustment	58,479	0	0	0
I30 Lighting	0	335,853	350,000	0
Uninsured Losses		59,262	45,000	45,000
Reserve for Encumbrance	413,974	0	0	0
TOTAL EXPENDITURES	\$3,211,921	\$3,243,533	\$3,000,113	\$2,877,351
One-Time Losses				350,000
One-Time Fire/PW Safety Equipment	79,078	36,653	36,653	9,520
TOTAL APPROPRIATIONS	\$3,290,999	\$3,280,186	\$3,036,766	\$3,236,871
Liability/WC Reserve-Future	1,274,180	1,280,100	1,280,100	1,280,100
Ending Resources	(\$69,025)	\$90,985	\$635,078	\$282,195

CITY OF GRAND PRAIRIE
RUTHE JACKSON CENTER (RJC) REPAIR RESERVE FUND SUMMARY

	2008/09			
	2006/07 <u>ACTUAL</u>	2007/08 <u>APPR/MOD</u>	2007/08 <u>PROJECTION</u>	2008/09 <u>APPROVED</u>
Beginning Resources	\$110,336	\$142,499	\$142,499	\$136,496
REVENUES				
Interest Earnings	\$2,645	\$4,332	\$4,910	\$4,036
Transfer in Sales Tax Fund	50,000	50,000	74,087	65,830
TOTAL REVENUES	\$52,645	\$54,332	\$78,997	\$69,866
TOTAL RESOURCES	\$162,981	\$196,831	\$221,496	\$206,362
EXPENDITURES				
Capital Outlay	\$20,482	\$85,000	\$85,000	\$60,000
TOTAL EXPENDITURES	\$20,482	\$85,000	\$85,000	\$60,000
TOTAL APPROPRIATIONS	\$20,482	\$85,000	\$85,000	\$60,000
Ending Resources	\$142,499	\$111,831	\$136,496	\$146,362

**CITY OF GRAND PRAIRIE
SENIOR (ACTIVE ADULT) CENTER FUND SUMMARY**

	2008/09 2007/08 <u>APPR/MOD</u>	2007/08 <u>PROJECTION</u>	2008/09 <u>APPROVED</u>
Beginning Resources	\$0	\$0	\$2,240,215
REVENUES			
Sales Tax Receipts	\$2,116,850	\$2,288,395	\$2,691,166
Interest Earnings	28,960	28,683	32,515
TOTAL REVENUES	\$2,145,810	\$2,317,078	\$2,723,681
TOTAL RESOURCES	\$2,145,810	\$2,317,078	\$4,963,896
EXPENDITURES			
Debt Service	\$562,500	\$76,863	\$608,085
Cost of Issuance	0	0	150,000
TOTAL EXPENDITURES	\$562,500	\$76,863	\$758,085
TOTAL APPROPRIATIONS	\$562,500	\$76,863	\$758,085
Ending Resources	\$1,583,310	\$2,240,215	\$4,205,811

**CITY OF GRAND PRAIRIE
SOLID WASTE FUND SUMMARY**

	2008/09 2006/07 ACTUAL	2007/08 APPR/MOD	2007/08 PROJECTION	2008/09 APPROVED
Beginning Resources	\$1,663,954	\$1,613,766	\$1,613,766	\$731,250
REVENUES				
Commercial Tipping Fee	\$2,885,727	\$2,985,000	\$2,785,950	\$3,195,860
Contract Collection Franchise Fee	297,173	319,000	0	0
Sanitary Landfill Charge	452,837	450,000	419,709	370,000
Refuse Service (bag service)	4,702,797	4,933,000	4,845,952	6,167,305
Recycling Fee/Commercial Bag	896,864	974,856	975,456	940,600
Interest Earnings	196,729	102,852	116,577	70,737
Auto-Related Business Program	74,620	70,945	68,360	74,550
Miscellaneous	7,902	10,000	10,000	10,000
TOTAL REVENUES	\$9,583,723	\$9,845,653	\$9,222,004	\$10,829,052
Reserve for Encumbrances	71,724	141,196	141,196	0
TOTAL RESOURCES	\$11,319,401	\$11,600,615	\$10,976,966	\$11,560,302
EXPENDITURES				
Personal Services	\$1,137,096	\$1,265,424	\$1,265,424	\$1,333,710
Supplies	354,103	418,403	553,785	628,879
Other Services & Charges	881,941	1,072,411	1,080,491	989,141
Capital Outlay	1,195	16,535	13,419	0
Curbside Recycling costs	839,265	841,563	865,644	900,472
Garbage Contract	2,020,602	2,144,600	2,144,600	2,294,722
State Tipping Fee	281,543	250,000	250,000	250,000
Street Sweeping Contract	144,099	182,700	158,619	182,700
Litter Collection Contract	148,000	156,880	156,880	156,880
Indirect Cost	171,305	192,243	192,243	211,467
Contingency	26,975	14,159	46,079	40,000
Franchise Fees	503,399	534,320	214,009	263,723
Transfer to General Fund	102,454	119,646	119,646	130,736
Transfer to Solid Waste D/S Fund	48,905	0	0	0
Transfer to IT Fund	100,000	100,000	100,000	100,000
In Lieu of Property Tax	72,790	73,773	73,773	73,516
Keep Grand Prairie Beautiful	196,309	208,119	209,935	190,436
Community Services	0	40,000	40,000	46,821
Auto-Related Business Program	222,927	243,101	262,143	310,547
Brush Crew Program	237,325	257,407	259,026	304,771
Program Incentives - FY09				
Keep GP Beautiful				59,313
Community Services				53,840
Audit Adjustment	(70,794)	0	0	0
Reserve for Encumbrances	141,196	0	0	0
TOTAL EXPENDITURES	\$7,560,635	\$8,131,284	\$8,005,716	\$8,521,674
Fuel Contingency		0	0	50,000
Transfer to Solid Waste Equip. Acq. Fund	625,000	825,000	825,000	400,000
Transfer to Solid Waste Cap. Proj.	800,000	1,065,000	1,065,000	865,000
Transfer to Solid Waste Closure Fund	175,000	75,000	75,000	175,000
Transfer to Solid Waste Landfill Replace.	95,000	25,000	25,000	100,000
Transfer to Solid Waste Liner Res.	50,000	50,000	50,000	150,000
Transfer to Street Sales Tax Fund	400,000	200,000	200,000	200,000
TOTAL APPROPRIATIONS	\$9,705,635	\$10,371,284	\$10,245,716	\$10,461,674
Ending Resources	\$1,613,766	\$1,229,331	\$731,250	\$1,098,628

**CITY OF GRAND PRAIRIE
SOLID WASTE CLOSURE LIABILITY FUND SUMMARY**

	2008/09			
	2006/07 <u>ACTUAL</u>	2007/08 <u>APPR/MOD</u>	2007/08 <u>PROJECTION</u>	2008/09 <u>APPROVED</u>
Beginning Resources	\$1,827,497	\$2,002,497	\$2,002,497	\$2,077,497
REVENUES				
Transfer in Solid Waste Operating Fund	\$175,000	\$75,000	\$75,000	\$175,000
TOTAL REVENUES	\$175,000	\$75,000	\$75,000	\$175,000
TOTAL RESOURCES	\$2,002,497	\$2,077,497	\$2,077,497	\$2,252,497
EXPENDITURES				
Closure Liability	\$0	\$0	\$0	\$0
TOTAL EXPENDITURES	\$0	\$0	\$0	\$0
TOTAL APPROPRIATIONS	\$0	\$0	\$0	\$0
Ending Resources	\$2,002,497	\$2,077,497	\$2,077,497	\$2,252,497

CITY OF GRAND PRAIRIE
SOLID WASTE EQUIPMENT ACQUISITION FUND SUMMARY

	2006/07	2007/08	2007/08	2008/09
	<u>ACTUAL</u>	<u>APPR/MOD</u>	<u>PROJECTION</u>	<u>APPROVED</u>
Beginning Resources	\$678,527	\$547,593	\$547,593	\$646,279
REVENUES				
Transfer in Solid Waste Operating Fund	\$625,000	\$825,000	\$825,000	\$400,000
Sale of Equipment Earnings	0		134,023	0
TOTAL REVENUES	\$625,000	\$825,000	\$959,023	\$400,000
Reserve for Encumbrance	0	119,134	119,134	0
TOTAL RESOURCES	\$1,303,527	\$1,491,727	\$1,625,750	\$1,046,279
EXPENDITURES				
Capital Outlay	\$636,800	\$979,471	\$979,471	\$500,000
Reserve for Encumbrance	119,134	0	0	0
TOTAL EXPENDITURES	\$755,934	\$979,471	\$979,471	\$500,000
TOTAL APPROPRIATIONS	\$755,934	\$979,471	\$979,471	\$500,000
Ending Resources	\$547,593	\$512,256	\$646,279	\$546,279

CITY OF GRAND PRAIRIE
SOLID WASTE LANDFILL REPLACEMENT FUND SUMMARY

	2008/09			
	2006/07 <u>ACTUAL</u>	2007/08 <u>APPRMOD</u>	2007/08 <u>PROJECTION</u>	2008/09 <u>APPROVED</u>
Beginning Resources	\$2,255,334	\$2,350,334	\$2,350,334	\$2,375,334
REVENUES				
Transfer in Solid Waste Operating Fund	<u>\$95,000</u>	<u>\$25,000</u>	<u>\$25,000</u>	<u>\$100,000</u>
TOTAL REVENUES	<u>\$95,000</u>	<u>\$25,000</u>	<u>\$25,000</u>	<u>\$100,000</u>
TOTAL RESOURCES	<u>\$2,350,334</u>	<u>\$2,375,334</u>	<u>\$2,375,334</u>	<u>\$2,475,334</u>
EXPENDITURES				
Landfill Acquisition	<u>\$0</u>	<u>\$0</u>	<u>\$0</u>	<u>\$0</u>
TOTAL EXPENDITURES	<u>\$0</u>	<u>\$0</u>	<u>\$0</u>	<u>\$0</u>
TOTAL APPROPRIATIONS	<u>\$0</u>	<u>\$0</u>	<u>\$0</u>	<u>\$0</u>
Ending Resources	<u>\$2,350,334</u>	<u>\$2,375,334</u>	<u>\$2,375,334</u>	<u>\$2,475,334</u>

**CITY OF GRAND PRAIRIE
SOLID WASTE LINER RESERVE FUND SUMMARY**

	2008/09			
	2006/07 <u>ACTUAL</u>	2007/08 <u>APPR/MOD</u>	2007/08 <u>PROJECTION</u>	2008/09 <u>APPROVED</u>
Beginning Resources	\$666,119	\$716,119	\$716,119	\$766,119
REVENUES				
Transfer in Solid Waste Operating Fund	\$50,000	\$50,000	\$50,000	\$150,000
TOTAL REVENUES	\$50,000	\$50,000	\$50,000	\$150,000
TOTAL RESOURCES	\$716,119	\$766,119	\$766,119	\$916,119
EXPENDITURES				
Landfill Cell Construction	\$0	\$0	\$0	\$0
TOTAL EXPENDITURES	\$0	\$0	\$0	\$0
TOTAL APPROPRIATIONS	\$0	\$0	\$0	\$0
Ending Resources	\$716,119	\$766,119	\$766,119	\$916,119

CITY OF GRAND PRAIRIE
STORM WATER UTILITY FUND SUMMARY
2008/09

	2006/07	2007/08	2007/08	2008/09
	ACTUAL	APPR/MOD	PROJECTION	APPROVED
Beginning Resources	\$505,980	\$526,580	\$526,580	\$528,337
REVENUES				
Residential Storm Drainage	\$1,147,530	\$1,144,770	\$1,184,525	\$1,220,060
Mobile Home Storm Drainage	18,012	18,018	18,041	18,041
Multi Family Storm Drainage	316,576	312,898	324,281	329,145
Commercial Storm Drainage	1,209,378	1,391,500	1,455,009	1,484,109
Storm Drainage Fee	0	0	844	41,904
Interest Earnings/Misc.	35,031	46,756	52,995	35,962
TOTAL REVENUES	\$2,726,527	\$2,913,942	\$3,035,695	\$3,129,221
Reserve for Encumbrances	530,731	593,696	593,696	0
TOTAL RESOURCES	\$3,763,238	\$4,034,218	\$4,155,971	\$3,657,558
EXPENDITURES				
Personal Services	\$200,616	\$329,663	\$368,399	\$401,863
Supplies	6,197	27,965	24,551	28,394
Other Services & Charges/FF	425,036	756,909	756,446	537,434
Storm Sewer Maintenance	168,277	523,598	523,598	210,274
Capital Outlay	0	33,974	33,974	75,000
Transfer. to GIS Program in GF	24,563	26,166	26,166	28,248
Transfer to STRM Cap Proj. Fund	1,600,000	1,800,000	1,800,000	1,800,000
Audit Adjustment	68,273	0	0	0
Reserve for Encumbrance	593,696	0	0	0
TOTAL EXPENDITURES	\$3,086,658	\$3,498,275	\$3,533,134	\$3,081,213
Transfer Storm Drainage	150,000	94,500	94,500	100,000
TOTAL APPROPRIATIONS	\$3,236,658	\$3,592,775	\$3,627,634	\$3,181,213
Ending Resources	\$526,580	\$441,443	\$528,337	\$476,345

CITY OF GRAND PRAIRIE
STREET MAINTENANCE SALES TAX FUND

	2008/09			
	2006/07	2007/08	2007/08	2008/09
	ACTUAL	APPR/MOD	PROJECTION	APPROVED
Beginning Resources	\$1,059,725	(\$454,520)	(\$454,520)	\$1,474,308
REVENUES				
Sales Tax Receipts	\$5,380,898	\$5,080,439	5,518,612	\$5,382,332
Transfer from Solid Waste Fund	400,000	200,000	200,000	200,000
In-lieu-of	1,028,937	1,122,456	1,122,456	1,199,442
Interest Earnings	134,623	134,388	152,321	135,167
TOTAL REVENUES	\$6,944,458	\$6,537,283	\$6,993,389	\$6,916,941
Reserve for Encumbrances	1,601,453	2,846,020	2,846,020	0
Reserve for Sales Tax Return	0	776,482	776,482	776,482
TOTAL RESOURCES	\$9,605,636	\$9,705,265	\$10,161,371	\$9,167,731
EXPENDITURES				
Street Maintenance	\$5,512,683	\$7,910,581	\$7,910,581	7,853,016
Transfer to Street Capital Projects Fund	924,971	0	0	0
Reserve for Encumbrances	2,846,020	0	0	0
TOTAL EXPENDITURES	\$9,283,674	\$7,910,581	\$7,910,581	\$7,853,016
TOTAL APPROPRIATIONS	\$9,283,674	\$7,910,581	\$7,910,581	\$7,853,016
Reserve for Sales Tax Refund	776,482	776,482	776,482	776,482
Ending Resources	(\$454,520)	\$1,018,202	\$1,474,308	\$538,233

**CITY OF GRAND PRAIRIE
WATER/WASTEWATER FUND SUMMARY**

2008/09

	<u>2006/07 ACTUAL</u>	<u>2007/08 APPR/MOD</u>	<u>2007/08 PROJECTION</u>	<u>2008/09 APPROVED</u>
Beginning Resources	\$12,665,026	\$11,512,962	\$11,512,962	\$11,976,899
<u>REVENUE</u>				
Water Sales	\$21,534,942	\$25,042,737	\$24,072,759	\$27,877,212
Bulk/Unmtr Water Sales/Delinquency	334,057	300,000	189,830	250,000
Water Meter Connection	249,277	304,500	175,000	200,000
Reconnection Fee	332,643	286,000	386,349	340,000
WW Service Charges	13,741,142	16,201,235	15,480,501	16,719,440
Wastewater Tap/Pro Rata Fees	30,317	57,500	20,000	20,000
Interest Earning	410,825	467,153	529,491	386,701
Wastewater Surcharges	96,181	120,000	96,000	73,224
Monitor/Administration Fee	304,711	300,000	300,000	316,533
Misc Refunds/Miscellaneous	254,022	205,100	193,264	183,666
Liquid Waste/Cross Connection	111,599	94,510	96,450	91,960
New Customer Service Charges	260,475	267,000	224,366	225,000
Wstwtr Class Surcharge	141,733	148,372	140,000	148,372
Prior Year Settle Up Charges Wastewater	0	0	1,301,124	0
TOTAL REVENUES	<u>\$37,801,924</u>	<u>\$43,794,107</u>	<u>\$43,205,134</u>	<u>\$46,832,108</u>
Reserve for Encumbrances	243,048	508,934	508,934	0
TOTAL RESOURCES	<u>\$50,709,998</u>	<u>\$55,816,003</u>	<u>\$55,227,030</u>	<u>\$58,809,007</u>
<u>EXPENDITURES</u>				
Personal Services	\$5,164,567	\$5,720,510	\$5,757,593	\$6,043,460
Supplies	453,179	505,600	593,492	782,753
Other Services & Charges	3,616,027	3,665,294	4,015,480	3,738,147
Capital Outlay	478,860	1,282,828	1,296,879	615,100
Water Purchase	8,441,502	9,824,000	9,578,090	10,740,000
Wastewater Treatment	7,476,164	9,758,400	8,452,520	9,135,000
In Lieu of Property tax	956,147	1,048,683	1,048,683	1,125,926
Franchise Fee	1,411,067	1,547,296	1,527,313	1,781,866
TRA Contracts	267,100	400,000	373,240	1,079,000
Bad Debt	66,281	100,000	100,000	100,000
Transfer to Debt Service Fund	5,067,877	6,491,519	6,491,519	6,920,853
Transfer to W/WW Capital Project Funds	2,158,798	642,251	642,251	1,180,785
Indirect Cost	2,144,090	2,358,499	2,358,499	2,594,349
Transfer to IT Fund	150,000	150,000	150,000	150,000
Transfer to Pool Investments	36,081	36,081	36,081	36,081
Contingency	0	31,447	20,968	50,000
Transfer to General Fund/GIS	282,632	316,093	316,093	336,850
Reimbursement from the General Fund	(57,734)	(56,059)	(56,059)	(57,168)
Audit Adjustments	(298,018)	0	0	0
Reserve for Encumbrance	508,934	0	0	0
TOTAL EXPENDITURES	<u>\$38,323,554</u>	<u>\$43,822,442</u>	<u>\$42,702,642</u>	<u>\$46,353,002</u>
Transfer to W/WW Capital Projects Fund	873,482	547,489	547,489	1,335,000
TOTAL APPROPRIATIONS	<u>\$39,197,036</u>	<u>\$44,369,931</u>	<u>\$43,250,131</u>	<u>\$47,688,002</u>
Ending Resources	<u>\$11,512,962</u>	<u>\$11,446,072</u>	<u>\$11,976,899</u>	<u>\$11,121,005</u>

CITY OF GRAND PRAIRIE
WATER/WASTEWATER DEBT SERVICE FUND SUMMARY

	2008/09			
	2006/07	2007/08	2007/08	2008/09
	ACTUAL	APPR/MOD	PROJECTION	APPROVED
Beginning Resources	\$280,315	\$46,235	\$46,235	\$0
REVENUES				
Interest Earnings	\$251,917	\$281,533	\$319,101	\$210,191
Transfer in W/W Fund	5,067,877	6,491,519	6,491,519	6,920,853
TOTAL REVENUES	\$5,319,794	\$6,773,052	\$6,810,620	\$7,131,044
Reserve for Debt Service	1,875,850	2,620,205	2,620,205	3,070,501
Reserve for Bond Retirement	854,915	722,966	722,966	742,572
TOTAL RESOURCES	\$8,330,874	\$10,162,458	\$10,200,026	\$10,944,117
EXPENDITURES				
Fiscal Fees	\$5,250	\$4,000	\$4,000	\$4,000
Interest Expense	2,200,398	2,111,073	2,644,353	2,630,015
Interest Expense Line of Credit	10,000	40,000	40,000	40,000
Principal Payment Bonds	2,637,456	3,043,600	3,698,600	3,630,000
Audit Adjustment	88,364	0	0	0
Future Debt Service Issue	0	1,225,706	0	600,000
TOTAL EXPENDITURES	\$4,941,468	\$6,424,379	\$6,386,953	\$6,904,015
TOTAL APPROPRIATIONS	\$4,941,468	\$6,424,379	\$6,386,953	\$6,904,015
Reserve for Debt Service	(2,620,205)	(2,741,298)	(3,070,501)	(3,239,538)
Reserve for Bond Retirement	(722,966)	(742,572)	(742,572)	(742,572)
Ending Resources	\$46,235	\$254,209	\$0	\$57,992

Agency Expenditures

	Actual 2006/07	Appr/Mod 2007/08	Projected 2007/08	Approved 2008/09
Personnel Services	\$272,881	\$291,133	\$290,723	\$286,762
Supplies	2,384	3,009	3,009	3,009
Services	21,281	30,859	30,859	30,859
Reimbursements	0	0	0	0
Capital Outlay	0	0	0	0
Total Appropriations	\$296,546	\$325,001	\$324,591	\$320,630

Personnel Summary

	Actual 2006/07	Approved 2007/08	Projected 2007/08	Approved 2008/09
Operating Budget	3	3	3	3
Full-Time	3	3	3	3
Part-time	0	0	0	0
Total	3	3	3	3

Agency Expenditures

	Actual 2006/07	Appr/Mod 2007/08	Projected 2007/08	Approved 2008/09
Personnel Services	\$85,861	\$91,400	\$91,400	\$92,684
Supplies	465	523	523	523
Services	2,677	3,329	3,329	3,329
Reimbursements	0	0	0	0
Capital Outlay	0	0	0	0
Total Appropriations	\$89,003	\$95,252	\$95,252	\$96,536

Personnel Summary

	Actual 2006/07	Approved 2007/08	Projected 2007/08	Approved 2008/09
Construction	1	1	1	1
Full-Time	1	1	1	1
Part-time	0	0	0	0
Total	1	1	1	1

Department: City Council

Fund: General

Agency Expenditures

	Actual 2006/07	Appr/Mod 2007/08	Projected 2007/08	Approved 2008/09
Personnel Services	\$52,084	\$55,658	\$55,658	\$55,658
Supplies	4,653	6,800	5,100	6,800
Services	71,002	102,844	104,544	94,844
Reimbursements	0	0	0	0
Capital Outlay	0	0	0	0
Total Appropriations	\$127,739	\$165,302	\$165,302	\$157,302

Personnel Summary

	Actual 2006/07	Approved 2007/08	Projected 2007/08	Approved 2008/09
Legislative	9	9	9	9
Full-Time	0	0	0	0
Part-time	9	9	9	9
Total	9	9	9	9

Agency Expenditures

	Actual 2006/07	Appr/Mod 2007/08	Projected 2007/08	Approved 2008/09
Personnel Services	\$808,996	\$950,682	\$949,526	\$942,389
Supplies	16,763	23,105	19,491	16,192
Services	507,857	595,968	557,381	634,948
Reimbursements	(218,836)	(253,104)	(253,104)	(278,889)
Capital Outlay	0	0	0	0
Total Appropriations	\$1,114,780	\$1,316,651	\$1,273,294	\$1,314,640

Personnel Summary

	Actual 2006/07	Approved 2007/08	Projected 2007/08	Approved 2008/09
Operations Management	8	9	9	11
Emergency Management	1	1	1	1
Full-Time	8	9	9	9
Part-time	1	1	3	3
Total	9	10	12	12

Agency Expenditures

	Actual 2006/07	Appr/Mod 2007/08	Projected 2007/08	Approved 2008/09
Personnel Services	\$1,162,893	\$1,282,465	\$1,276,678	\$1,423,113
Supplies	72,857	90,324	98,576	104,212
Services	499,579	562,180	563,823	535,300
Reimbursements	(94,236)	(98,712)	(98,712)	(105,504)
Capital Outlay	0	16,651	16,651	0
Total Appropriations	\$1,641,093	\$1,852,908	\$1,857,016	\$1,957,121

Personnel Summary

	Actual 2006/07	Approved 2007/08	Projected 2007/08	Approved 2008/09
Public Health	6	6	7	7
Shelter Operations	14	15	15	15
Full-Time	19	20	21	21
Part-time	1	1	1	1
Total	20	21	22	22

Department: Finance

Fund: General

Agency Expenditures

	Actual 2006/07	Appr/Mod 2007/08	Projected 2007/08	Approved 2008/09
Personnel Services	\$1,078,590	\$1,179,527	\$1,165,862	\$1,222,910
Supplies	20,525	12,926	14,999	8,954
Services	495,984	599,149	623,704	750,155
Reimbursements	(119,555)	(132,022)	(132,022)	(142,177)
Capital Outlay	0	0	0	0
Total Appropriations	\$1,475,544	\$1,659,580	\$1,672,543	\$1,839,842

Personnel Summary

	Actual 2006/07	Approved 2007/08	Projected 2007/08	Approved 2008/09
Accounting	9	9	9	9
Finance Administration	2	2	2	2
Purchasing	4	5	5	5
Full-Time	15	16	16	16
Part-time	0	0	0	0
Total	15	16	16	16

Department: Fire

Fund: General

Agency Expenditures

	Actual 2006/07	Appr/Mod 2007/08	Projected 2007/08	Approved 2008/09
Personnel Services	\$18,490,614	\$20,063,094	\$20,027,039	\$20,305,558
Supplies	467,862	478,801	551,258	778,275
Services	983,280	1,126,034	1,091,212	1,160,156
Reimbursements	(16,775)	(13,000)	(13,224)	0
Capital Outlay	0	37,000	37,000	23,000
Total Appropriations	\$19,924,981	\$21,691,929	\$21,693,285	\$22,266,989

Personnel Summary

	Actual 2006/07	Approved 2007/08	Projected 2007/08	Approved 2008/09
Emergency Medical	1	1	1	1
Emergency Medical Svcs.	36	36	36	36
Emergency Operations	178	178	178	178
Fire Administration	8	8	8	8
Prevention	6	6	6	5
Full-Time	209	209	209	208
Part-time	20	20	20	20
Total	229	229	229	228

Agency Expenditures

	Actual 2006/07	Appr/Mod 2007/08	Projected 2007/08	Approved 2008/09
Personnel Services	\$284,929	\$304,954	\$304,954	\$0
Supplies	6,354	6,074	5,632	0
Services	53,644	58,337	58,779	0
Reimbursements	(127,781)	(146,466)	(146,466)	0
Capital Outlay	0	0	0	0
Total Appropriations	\$217,146	\$222,899	\$222,899	\$0

Personnel Summary

	Actual 2006/07	Approved 2007/08	Projected 2007/08	Approved 2008/09
Housing Enforcement	5	5	5	0
Full-Time	5	5	5	0
Part-time	0	0	0	0
Total	5	5	5	0

*Moved to Section 8 Fund

Agency Expenditures

	Actual 2006/07	Appr/Mod 2007/08	Projected 2007/08	Approved 2008/09
Personnel Services	\$737,548	\$745,910	\$744,558	\$758,063
Supplies	8,434	11,150	11,125	11,150
Services	197,405	203,643	204,197	201,174
Reimbursements	(45,747)	(96,576)	(96,576)	(102,796)
Capital Outlay	0	0	0	0
Total Appropriations	\$897,640	\$864,127	\$863,304	\$867,591

Personnel Summary

	*Actual 2006/07	*Approved 2007/08	*Projected 2007/08	Approved 2008/09
Civil Service Admin	1	0	0	0
Employee Services	1	0	0	0
H.R. Administration	2	9	9	9
H.R. Operations	3	0	0	0
Recruitment/Selection	2	0	0	0
Full-Time	9	9	9	9
Part-time	0	0	0	0
Total	9	9	9	9

*Consolidated into one division

Agency Expenditures

	Actual 2006/07	Appr/Mod 2007/08	Projected 2007/08	Approved 2008/09
Personnel Services	\$2,024,346	\$2,208,055	\$2,147,433	\$2,248,696
Supplies	30,001	39,116	20,190	30,190
Services	1,850,789	1,934,663	1,966,774	1,860,339
Reimbursements	(433,324)	(460,673)	(460,673)	(476,172)
Capital Outlay	29,414	0	0	0
Total Appropriations	\$3,501,226	\$3,721,161	\$3,673,724	\$3,663,053

Personnel Summary

	Actual 2006/07	*Approved 2007/08	*Projected 2007/08	Approved 2008/09
Administration	2	15	15	15
Economic Development	4	4	4	3
Geographic Info. Sys.	6	6	6	6
Mainframe	3	0	0	0
Micro Computers	6	0	0	0
Telecommunications	2	2	2	2
Utility Billing	2	0	0	0
Public Safety	2	0	0	0
Full-Time	26	26	26	26
Part-time	1	1	1	0
Total	27	27	27	26

*Re-organization of Mainframe, Micro Computers, Utility Billing and Public Safety combined with Administration

Department: Judiciary

Fund: General

Agency Expenditures

	Actual 2006/07	Appr/Mod 2007/08	Projected 2007/08	Approved 2008/09
Personnel Services	\$273,954	\$307,809	\$306,591	\$310,953
Supplies	3,487	6,855	6,855	3,605
Services	42,670	42,261	42,261	42,568
Reimbursements	0	0	0	0
Capital Outlay	0	0	0	0
Total Appropriations	\$320,111	\$356,925	\$355,707	\$357,126

Personnel Summary

	Actual 2006/07	Approved 2007/08	Projected 2007/08	Approved 2008/09
Judge	3	3	3	3
Full-Time	3	3	3	3
Part-time	0	0	0	0
Total	3	3	3	3

Department: Legal Services

Fund: General

Agency Expenditures

	Actual 2006/07	Appr/Mod 2007/08	Projected 2007/08	Approved 2008/09
Personnel Services	\$527,273	\$615,244	\$616,514	\$610,674
Supplies	4,976	4,003	5,938	3,700
Services	361,008	201,803	198,213	156,003
Reimbursements	0	0	0	0
Capital Outlay	17,445	10,675	10,675	0
Total Appropriations	\$910,702	\$831,725	\$831,340	\$770,377

Personnel Summary

	Actual 2006/07	Approved 2007/08	Projected 2007/08	Approved 2008/09
Legal Services	5	6	6	6
Full-Time	4	5	5	5
Part-time	1	1	1	1
Total	5	6	6	6

Agency Expenditures

	Actual 2006/07	Appr/Mod 2007/08	Projected 2007/08	Approved 2008/09
Personnel Services	\$1,713,651	\$1,920,766	\$1,904,017	\$1,948,618
Supplies	84,299	79,791	79,698	80,472
Services	126,795	157,875	158,095	133,825
Reimbursements	0	0	0	0
Capital Outlay	263,799	347,500	347,500	300,000
Total Appropriations	\$2,188,544	\$2,505,932	\$2,489,310	\$2,462,915

Personnel Summary

	Actual 2006/07	Approved 2007/08	Projected 2007/08	Approved 2008/09
Library Administration	2	2	2	2
Outreach Services	2	2	2	2
Public Services	23	23	23	23
Branch Library	12	12	12	12
Bowles Life	5	5	5	5
Full-time	31	32	32	32
Part-time	13	12	12	12
Total	44	44	44	44

Agency Expenditures

	Actual 2006/07	Appr/Mod 2007/08	Projected 2007/08	Approved 2008/09
Personnel Services	\$276,433	\$294,216	\$294,191	\$298,658
Supplies	1,705	1,105	1,100	1,105
Services	13,374	16,789	16,819	16,789
Reimbursements	(17,567)	(18,505)	(18,505)	(20,612)
Capital Outlay	0	0	0	0
Total Appropriations	\$273,945	\$293,605	\$293,605	\$295,940

Personnel Summary

	Actual 2006/07	Approved 2007/08	Projected 2007/08	Approved 2008/09
Audit	3	3	3	3
Full-Time	3	3	3	3
Part-time	0	0	0	0
Total	3	3	3	3

Department: Marketing

Fund: General

Agency Expenditures

	Actual 2006/07	Appr/Mod 2007/08	Projected 2007/08	Approved 2008/09
Personnel Services	\$229,574	\$247,382	\$247,382	\$248,413
Supplies	9,165	8,773	8,636	8,773
Services	155,099	126,003	126,140	146,403
Reimbursements	(63,838)	(54,654)	(54,654)	(58,434)
Capital Outlay	50,000	50,000	50,000	0
Total Appropriations	\$380,000	\$377,504	\$377,504	\$345,155

Personnel Summary

	Actual 2006/07	Approved 2007/08	Projected 2007/08	Approved 2008/09
Marketing	3	3	3	3
Full-Time	2	2	2	2
Part-time	1	1	1	1
Total	3	3	3	3

Agency Expenditures

	Actual 2006/07	Appr/Mod 2007/08	Projected 2007/08	Approved 2008/09
Personnel Services	\$1,442,804	\$1,585,853	\$1,545,254	\$1,538,265
Supplies	\$59,877	\$58,434	\$68,838	\$69,432
Services	277,423	106,678	109,824	95,988
Reimbursements	0	0	0	(7,389)
Capital Outlay	0	0	0	0
Total Appropriations	\$1,780,104	\$1,750,965	\$1,723,916	\$1,696,296

Personnel Summary

	Actual 2006/07	Approved 2007/08	Projected 2007/08	Approved 2008/09
Municipal Court	27	28	28	26
Full-Time	27	28	28	26
Part-time	0	0	0	0
Total	27	28	28	26

Department: Non-Departmental

Fund: General

Agency Expenditures

	Actual 2006/07	Appr/Mod 2007/08	Projected 2007/08	Approved 2008/09
Personnel Services	\$913,794	\$976,553	\$976,553	\$2,901,103
Supplies	0	899,348	0	0
Services	10,973,682	10,304,295	10,256,200	9,301,218
Reimbursements	0	0	0	0
Capital Outlay	23,656	6,122	6,122	0
Total Appropriations	\$11,911,132	\$12,186,318	\$11,238,875	\$12,202,321

Personnel Summary

	Actual 2006/07	Approved 2007/08	Projected 2007/08	Approved 2008/09
Non-Departmental	0	0	0	0
Full-Time	0	0	0	0
Part-time	0	0	0	0
Total	0	0	0	0

Agency Expenditures

	Actual 2006/07	Appr/Mod 2007/08	Projected 2007/08	Approved 2008/09
Personnel Services	\$4,009,334	\$4,224,317	\$4,098,508	\$4,143,679
Supplies	101,831	124,809	140,636	168,754
Services	2,210,345	2,209,028	2,260,416	2,302,557
Reimbursements	(490,865)	(505,000)	(495,000)	(519,000)
Capital Outlay	0	71,100	71,144	25,000
Total Appropriations	\$5,830,645	\$6,124,254	\$6,075,704	\$6,120,990

Personnel Summary

	Actual 2006/07	Appr/Mod 2007/08	Projected 2007/08	Approved 2008/09
Bldg. Inspections	15	15	13	12
Code Enforcement	14	14	14	14
Plan & Dev Admin.	3	3	3	3
Current and Comp Plan	7	7	7	7
Engineering	24	24	24	23
Street Lighting	0	0	0	0
Full-time	61	61	60	59
Part-time	2	2	1	0
Total	63	63	61	59

Department: Police

Fund: General

Agency Expenditures

	Actual 2006/07	Appr/Mod 2007/08	Projected 2007/08	Approved 2008/09
Personnel Services	\$25,296,032	\$28,380,915	\$28,255,502	\$28,553,248
Supplies	1,011,527	1,066,210	1,336,756	1,372,986
Services	2,804,755	2,900,407	2,929,901	3,026,770
Reimbursements	(275,023)	(188,478)	(260,204)	(98,478)
Capital Outlay	830,191	786,679	774,490	676,000
Total Appropriations	\$29,667,482	\$32,945,733	\$33,036,445	\$33,530,526

Personnel Summary

	Actual 2006/07	Approved 2007/08	Projected 2007/08	Approved 2008/09
Criminal Investigations	46	52	53	53
Crossing Guards	72	72	72	72
Detention	27	27	27	28
Dispatch	39	42	42	42
Police Administration	7	5	5	5
Patrol	150	153	153	154
Support Operations	47	47	47	45
Full-Time	316	326	327	327
Part-time	72	72	72	72
Total	388	398	399	399

Agency Expenditures

	Actual 2006/07	Appr/Mod 2007/08	Projected 2007/08	Approved 2008/09
Personnel Services	\$3,658,359	\$3,936,635	\$3,937,565	\$3,971,636
Supplies	275,261	259,371	406,657	450,471
Services	1,822,993	1,854,995	1,820,819	1,848,528
Reimbursements	(17,192)	(18,500)	(18,500)	0
Capital Outlay	25,874	87,313	87,313	28,000
Total Appropriations	\$5,765,295	\$6,119,814	\$6,233,854	\$6,298,635

Personnel Summary

	Actual 2006/07	Approved 2007/08	Projected 2007/08	Approved 2008/09
Drainage/Channel Maintenance	10	10	10	10
Signals/Electrical	8	9	9	9
Signs and Markings	8	8	8	8
Street Maintenance	40	40	40	39
Full-Time	66	67	67	66
Part-time	0	0	0	0
Total	66	67	67	66

Department: Transportation

Fund: General

Agency Expenditures

	Actual 2006/07	Appr/Mod 2007/08	Projected 2007/08	Approved 2008/09
Personnel Services	\$655,822	\$697,316	\$697,316	\$763,188
Supplies	46,112	112,378	112,283	105,265
Services	207,685	263,432	254,093	205,281
Reimbursements	0	0	0	(61,200)
Capital Outlay	0	0	0	0
Total Appropriations	\$909,619	\$1,073,126	\$1,063,692	\$1,012,534

Personnel Summary

	Actual 2006/07	Approved 2007/08	Projected 2007/08	Approved 2008/09
Transportation Adm.	8	8	8	9
Full-Time	8	8	8	9
Part-time	0	0	0	0
Total	8	8	8	9

Department: Airport

Fund: Municipal Airport

Agency Expenditures

	Actual 2006/07	Appr/Mod 2007/08	Projected 2007/08	Approved 2008/09
Personnel Services	\$317,311	\$355,448	\$355,448	\$360,405
Supplies	706,806	697,669	1,158,744	1,135,545
Services	479,176	513,336	518,803	529,198
Reimbursements	(24,000)	(24,000)	(24,000)	(24,000)
Capital Outlay	7,197	29,000	26,121	0
Total Appropriations	\$1,486,490	\$1,571,453	\$2,035,116	\$2,001,148

Personnel Summary

	Actual 2006/07	Approved 2007/08	Projected 2007/08	Approved 2008/09
Airport	6	6	6	6
Full-Time	5	5	5	5
Part-time	1	1	1	1
Total	6	6	6	6

Agency Expenditures

	Actual 2006/07	Appr/Mod 2007/08	Projected 2007/08	Approved 2008/09
Personnel Services	\$0	\$0	\$0	\$0
Supplies	0	0	0	0
Services	0	811,608	625,193	896,691
Reimbursements	0	0	0	0
Capital Outlay	0	0	0	0
Total Appropriations	\$0	\$811,608	\$625,193	\$896,691

Personnel Summary

	Actual 2006/07	Approved 2007/08	Projected 2007/08	Approved 2008/09
Baseball	0	0	0	0
Full-Time	0	0	0	0
Part-Time	0	0	0	0
Total	0	0	0	0

Department: Marketing

Fund: Cable

Agency Expenditures

	Actual 2006/07	Appr/Mod 2007/08	Projected 2007/08	Approved 2008/09
Personnel Services	\$69,077	\$73,275	\$73,275	\$75,453
Supplies	6,891	3,808	2,808	7,808
Services	35,647	92,764	92,321	65,388
Reimbursements	0	0	0	0
Capital Outlay	10,116	47,611	49,054	0
Total Appropriations	\$121,731	\$217,458	\$217,458	\$148,649

Personnel Summary

	Actual 2006/07	Approved 2007/08	Projected 2007/08	Approved 2008/09
Cable Operations	1	1	1	2
Full-Time	1	1	1	2
Part-time	0	0	0	0
Total	1	1	1	2

Agency Expenditures

	Actual 2006/07	Appr/Mod 2007/08	Projected 2007/08	Approved 2008/09
Personnel Services	\$249,794	\$274,922	\$274,922	\$288,471
Supplies	135,845	115,015	136,925	142,043
Services	386,114	237,674	224,924	233,478
Reimbursements	0	0	0	0
Capital	1,675	5,416	4,271	0
Total Appropriations	\$773,428	\$633,027	\$641,042	\$663,992

Personnel Summary

	Actual 2006/07	Approved 2007/08	Projected 2007/08	Approved 2008/09
Cemetery Operations	2	2	2	2
Grounds Operations	2	3	3	3
Full-Time	4	4	4	4
Part-time	0	1	1	1
Total	4	5	5	5

Agency Expenditures

	Actual 2006/07	Appr/Mod 2007/08	Projected 2007/08	Approved 2008/09
Personnel Services	\$0	\$0	\$0	\$0
Supplies	0	0	0	0
Services	0	1,950,000	128,105	1,961,518
Reimbursements	0	0	0	0
Capital Outlay	0	0	0	0
Total Appropriations	\$0	\$1,950,000	\$128,105	\$1,961,518

Personnel Summary

	Actual 2006/07	Approved 2007/08	Projected 2007/08	Approved 2008/09
Crime Tax	0	0	0	0
Full-Time	0	0	0	0
Part-time	0	0	0	0
Total	0	0	0	0

Agency Expenditures

	Actual 2006/07	Appr/Mod 2007/08	Projected 2007/08	Approved 2008/09
Personnel Services	\$999,565	\$1,075,750	\$1,055,595	\$1,111,226
Supplies	309,915	273,809	300,829	316,603
Services	1,906,152	1,321,428	1,142,471	1,303,769
Reimbursements	0	0	0	0
Capital Outlay	50,827	115,450	115,450	0
Total Appropriations	\$3,266,459	\$2,786,437	\$2,614,345	\$2,731,598

Personnel Summary

	Actual 2006/07	Approved 2007/08	Projected 2007/08	Approved 2008/09
Prairie Lakes	14	14	14	14
Golf Operations	1	1	1	1
Tangle Ridge	20	20	20	20
Full-Time	20	20	20	20
Part-time	15	15	15	15
Total	35	35	35	35

Department: Marketing

Fund: Hotel/Motel Tax

Agency Expenditures

	Actual 2006/07	Appr/Mod 2007/08	Projected 2007/08	Approved 2008/09
Personnel Services	\$277,675	\$295,288	\$295,288	\$310,834
Supplies	10,794	15,079	15,001	10,079
Services	888,635	1,087,969	1,084,312	919,014
Reimbursements	(13,290)	0	0	0
Capital Outlay	0	0	0	0
Total Appropriations	\$1,163,814	\$1,398,336	\$1,394,601	\$1,239,927

Personnel Summary

	Actual 2006/07	Approved 2007/08	Projected 2007/08	Approved 2008/09
Hotel/Motel	0	0	0	0
Tourist Bureau	8	8	8	8
Athletics	0	0	0	0
Full-Time	4	4	4	4
Part-time	4	4	4	4
Total	8	8	8	8

Agency Expenditures

	Actual 2006/07	Appr/Mod 2007/08	Projected 2007/08	Approved 2008/09
Personnel Services	\$931,575	\$1,036,612	\$1,072,192	\$1,070,865
Supplies	92,915	109,871	130,174	112,998
Services	811,257	873,607	1,350,063	906,180
Reimbursements	0	0	0	(15,000)
Capital Outlay	45,000	59,226	54,582	6,000
Total Appropriations	\$1,880,747	\$2,079,316	\$2,607,011	\$2,081,043

Personnel Summary

	Actual 2006/07	Approved 2007/08	Projected 2007/08	Approved 2008/09
Lake Park	16	16	16	16
Loyd Park	15	15	15	15
Lynn Park	13	13	13	13
Loyd Park Cabins	0	1	1	1
Full-Time	15	15	15	15
Part-time	29	30	30	30
Total	44	45	45	45

Agency Expenditures

	Actual 2006/07	Appr/Mod 2007/08	Projected 2007/08	Approved 2008/09
Personnel Services	\$5,953,346	\$6,628,238	\$6,564,229	\$7,055,988
Supplies	616,129	680,327	730,142	821,635
Services	8,088,561	9,967,467	9,907,160	9,400,034
Reimbursements	(118,202)	(125,088)	(125,088)	(135,909)
Capital Outlay	22,748	192,442	198,201	152,070
Total Appropriations	\$14,562,582	\$17,343,386	\$17,274,644	\$17,293,818

Personnel Summary

	Actual 2006/07	Approved 2007/08	Projected 2007/08	Approved 2008/09
Aquatics	44	44	44	44
Athletic Field Maint.	12	12	12	12
Athletics	3	3	3	4
Community Programs	7	7	7	7
Facility Maintenance	18	18	18	18
Grounds Maintenance	7	7	7	7
Horticulture	2	2	2	2
Litter Control	6	6	6	6
Maintenance Operations	5	5	5	5
Median/Channel Maint.	10	10	10	10
Park Administration	5	5	5	5
Park Maintenance	18	18	18	17
Park Rec Operations	2	2	2	2
Planning & Development	3	3	3	3
Recreation Centers	47	48	48	48
Park Venue Operations	5	5	4	5
Park Venue Maint	4	4	5	7
Ruthe Jackson Center	6	6	6	6
Bowles Life Center	12	12	12	14
Uptown Theater	1	3	3	3
Full-Time	102	104	104	103
Part-time	115	116	116	122
ENC ROLL/AUDIT ADJ	217	220	220	225

Department: Prairie Lights

Fund: Parks

Agency Expenditures

	Actual 2006/07	Appr/Mod 2007/08	Projected 2007/08	Approved 2008/09
Personnel Services	\$0	\$0	\$0	\$0
Supplies	0	0	0	29,700
Services	0	0	0	345,300
Reimbursements	0	0	0	0
Capital Outlay	0	0	0	0
Total Appropriations	\$0	\$0	\$0	\$375,000

Personnel Summary

	Actual 2006/07	Approved 2007/08	Projected 2007/08	Approved 2008/09
Prairie Lights				
Full-Time				
Part-time				
Total	0	0	0	0

Agency Expenditures

	Actual 2006/07	Appr/Mod 2007/08	Projected 2007/08	Approved 2008/09
Personnel Services	\$0	\$0	\$0	\$0
Supplies	0	0	0	0
Services	0	562,500	76,863	758,085
Reimbursements	0	0	0	0
Capital Outlay	0	0	0	0
Total Appropriations	\$0	\$562,500	\$76,863	\$758,085

Personnel Summary

	Actual 2006/07	Approved 2007/08	Projected 2007/08	Approved 2008/09
Senior Center	0	0	0	0
Full-Time	0	0	0	0
Part-Time	0	0	0	0
Total	0	0	0	0

Agency Expenditures

	Actual 2006/07	Appr/Mod 2007/08	Projected 2007/08	Approved 2008/09
Personnel Services	\$1,555,420	\$1,764,107	\$1,781,953	\$2,077,520
Supplies	471,594	479,078	620,164	766,528
Services	7,651,786	8,123,420	7,842,036	7,677,255
Reimbursements	(11,369)	(11,856)	(11,856)	(59,629)
Capital Outlay	38,204	16,535	13,419	0
Total Appropriations	\$9,705,635	\$10,371,284	\$10,245,716	\$10,461,674

Personnel Summary

	Actual 2006/07	Approved 2007/08	Projected 2007/08	Approved 2008/09
Landfill Operations	21	21	21	21
Recycling	1	1	1	1
Keep Beautiful Grand Prairie	1	1	1	2
Brush Crew	4	4	4	4
Auto Related Business	4	4	5	5
Community Services	0	0	0	1
Full-Time	31	31	32	34
Part-time	0	0	0	0
Total	31	31	32	34

Agency Expenditures

	Actual 2006/07	Appr/Mod 2007/08	Projected 2007/08	Approved 2008/09
Personnel Services	\$218,549	\$329,663	\$368,399	\$401,863
Supplies	6,197	27,965	24,551	28,394
Services	2,977,938	3,201,173	3,200,710	2,675,956
Reimbursements	0	0	0	0
Capital Outlay	33,974	33,974	33,974	75,000
Total Appropriations	\$3,236,658	\$3,592,775	\$3,627,634	\$3,181,213

Personnel Summary

	Actual 2006/07	Approved 2007/08	Projected 2007/08	Approved 2008/09
Storm Water Operations	2	2	2	2
Drainage Crew	4	4	4	4
Full-Time	6	6	6	6
Part-time	0	0	0	0
Total	6	6	6	6

Agency Expenditures

	Actual 2006/07	Appr/Mod 2007/08	Projected 2007/08	Approved 2008/09
Personnel Services	\$0	\$0	\$0	\$0
Supplies	0	0	0	0
Services	839,061	700,000	700,000	0
Reimbursements	0	0	0	0
Capital	8,444,613	7,210,581	7,210,581	7,853,016
Total Appropriations	\$9,283,674	\$7,910,581	\$7,910,581	\$7,853,016

Personnel Summary

	Actual 2006/07	Approved 2007/08	Projected 2007/08	Approved 2008/09
Street Maintenance	0	0	0	0
Full-Time	0	0	0	0
Part-time	0	0	0	0
Total	0	0	0	0

Department: Water Utilities

Fund: Water/Wastewater

Agency Expenditures

	Actual 2006/07	Appr/Mod 2007/08	Projected 2007/08	Approved 2008/09
Personnel Services	\$5,209,578	\$5,730,989	\$5,747,114	\$6,043,460
Supplies	17,061,590	19,988,000	18,511,807	20,572,753
Services	16,665,597	17,424,173	17,750,390	20,513,857
Reimbursements	(57,734)	(56,059)	(56,059)	(57,168)
Capital Outlay	318,005	1,282,828	1,296,879	615,100
Total Appropriations	\$39,197,036	\$44,369,931	\$43,250,131	\$47,688,002

Personnel Summary

	Actual 2006/07	Approved 2007/08	Projected 2007/08	Approved 2008/09
Revenue Management	32	32	32	32
Water Distribution	33	33	33	33
W/WW Maintenance	23	23	23	23
Water Inspections	14	14	14	14
Full-Time	100	100	100	100
Part-time	2	2	2	2
Total	102	102	102	102

Agency Expenditures

	Actual 2006/07	Appr/Mod 2007/08	Projected 2007/08	Approved 2008/09
Personnel Services	\$71,258	\$143,467	\$124,848	\$142,099
Supplies	0	5,296	5,296	5,296
Services	9,850,728	12,225,250	11,414,616	13,061,667
Reimbursements	0	0	0	0
Capital Outlay	0	0	0	0
Total Appropriations	<u><u>\$9,921,986</u></u>	<u><u>\$12,374,013</u></u>	<u><u>\$11,544,760</u></u>	<u><u>\$13,209,062</u></u>

Personnel Summary

	Actual 2006/07	Approved 2007/08	Projected 2007/08	Approved 2008/09
Health Insurance	1	2	2	2
Full-Time	1	2	2	2
Part-time	0	0	0	0
Total	<u><u>1</u></u>	<u><u>2</u></u>	<u><u>2</u></u>	<u><u>2</u></u>

Agency Expenditures

	Actual 2006/07	Appr/Mod 2007/08	Projected 2007/08	Approved 2008/09
Personnel Services	\$916,431	\$1,022,949	\$1,018,510	\$1,066,072
Supplies	2,144,994	2,195,078	3,000,952	3,887,617
Services	512,993	425,526	505,526	511,231
Reimbursements	0	0	0	0
Capital Outlay	56,605	96,155	96,155	31,500
Total Appropriations	\$3,631,023	\$3,739,708	\$4,621,143	\$5,496,420

Personnel Summary

	Actual 2006/07	Approved 2007/08	Projected 2007/08	Approved 2008/09
Equipment Services	17	17	17	17
Full-Time	17	17	17	17
Part-time	0	0	0	0
Total	17	17	17	17

Department: Finance

Fund: Pooled Investments

Agency Expenditures

	Actual 2006/07	Appr/Mod 2007/08	Projected 2007/08	Approved 2008/09
Personnel Services	\$240,764	\$257,178	\$256,486	\$264,052
Supplies	8,657	9,919	9,914	9,919
Services	6,771,209	7,888,874	9,017,585	7,911,864
Reimbursements	(72,162)	(72,162)	(72,162)	(72,162)
Capital Outlay	0	0	0	0
Total Appropriations	\$6,948,468	\$8,083,809	\$9,211,823	\$8,113,673

Personnel Summary

	Actual 2006/07	Approved 2007/08	Projected 2007/08	Approved 2008/09
Pooled Investments	2	2	2	2
TIF Administrator	1	1	1	1
Full-Time	3	3	3	3
Part-time	0	0	0	0
Total	3	3	3	3

Agency Expenditures

	Actual 2006/07	Appr/Mod 2007/08	Projected 2007/08	Approved 2008/09
Personnel Services	\$72,815	\$78,492	\$78,492	\$80,616
Supplies	419	3,173	3,173	3,173
Services	3,183,738	3,164,493	2,921,073	3,143,562
Reimbursements	0	0	0	0
Capital Outlay	34,027	34,028	34,028	9,520
Total Appropriations	\$3,290,999	\$3,280,186	\$3,036,766	\$3,236,871

Personnel Summary

	Actual 2006/07	Approved 2007/08	Projected 2007/08	Approved 2008/09
Risk Management	1	1	1	1
Full-Time	1	1	1	1
Part-time	0	0	0	0
Total	1	1	1	1

Agency Expenditures

	Actual 2006/07	Appr/Mod 2007/08	Projected 2007/08	Approved 2008/09
Personnel Services	\$0	\$0	\$0	\$0
Supplies	0	0	0	0
Services	0	0	0	0
Reimbursements	0	0	0	0
Capital Outlay	0	0	0	0
Total Appropriations	\$0	\$0	\$0	\$0

Personnel Summary

	Actual 2006/07	Approved 2007/08	Projected 2007/08	Approved 2008/09
Baseball Repair & Maint	0	0	0	0
Full-Time	0	0	0	0
Part-Time	0	0	0	0
Total	0	0	0	0

Agency Expenditures

	Actual 2006/07	Appr/Mod 2007/08	Projected 2007/08	Approved 2008/09
Personnel Services	\$0	\$0	\$0	\$0
Supplies	0	0	0	0
Services	0	0	0	0
Reimbursements	0	0	0	0
Capital Outlay	0	0	0	0
Total Appropriations	\$0	\$0	\$0	\$0

Personnel Summary

	Actual 2006/07	Approved 2007/08	Projected 2007/08	Approved 2008/09
Perpetual Care	0	0	0	0
Full-Time	0	0	0	0
Part-Time	0	0	0	0
Total	0	0	0	0

Agency Expenditures

	Actual 2006/07	Appr/Mod 2007/08	Projected 2007/08	Approved 2008/09
Personnel Services	\$0	\$0	\$0	\$0
Supplies	0	0	0	0
Services	11,925	7,500	6,500	7,500
Reimbursements	0	0	0	0
Capital Outlay	0	0	0	0
Total Appropriations	\$11,925	\$7,500	\$6,500	\$7,500

Personnel Summary

	Actual 2006/07	Approved 2007/08	Projected 2007/08	Approved 2008/09
Prepaid Service	0	0	0	0
Full-Time	0	0	0	0
Part-Time	0	0	0	0
Total	0	0	0	0

Agency Expenditures

	Actual 2006/07	Appr/Mod 2007/08	Projected 2007/08	Approved 2008/09
Personnel Services	\$0	\$0	\$0	\$0
Supplies	0	0	0	0
Services	0	0	0	0
Reimbursements	0	0	0	0
Capital Outlay	0	0	0	0
Total Appropriations	\$0	\$0	\$0	\$0

Personnel Summary

	Actual 2006/07	Approved 2007/08	Projected 2007/08	Approved 2008/09
Cemetery Replacement	0	0	0	0
Full-Time	0	0	0	0
Part-Time	0	0	0	0
Total	0	0	0	0

Department: Finance

Fund: Debt Service

Agency Expenditures

	Actual 2006/07	Appr/Mod 2007/08	Projected 2007/08	Approved 2008/09
Personnel Services	\$0	\$0	\$0	\$0
Supplies	0	0	0	0
Services	13,094,730	15,616,847	16,130,126	16,219,088
Reimbursements	0	0	0	0
Capital Outlay	0	0	0	0
Total Appropriations	\$13,094,730	\$15,616,847	\$16,130,126	\$16,219,088

Personnel Summary

	Actual 2006/07	Approved 2007/08	Projected 2007/08	Approved 2008/09
GO Debt Service	0	0	0	0
Full-Time	0	0	0	0
Part-time	0	0	0	0
Total	0	0	0	0

Department: Various

Fund: Equipment Acquisition

Agency Expenditures

	Actual 2006/07	Appr/Mod 2007/08	Projected 2007/08	Approved 2008/09
Personnel Services	\$0	\$0	\$0	\$0
Supplies	0	0	0	0
Services	0	0	0	0
Reimbursements	0	0	0	0
Capital Outlay	178,600	250,000	250,000	275,000
Total Appropriations	\$178,600	\$250,000	\$250,000	\$275,000

Personnel Summary

	Actual 2006/07	Approved 2007/08	Projected 2007/08	Approved 2008/09
Equipment Acquisition	0	0	0	0
Full-Time	0	0	0	0
Part-time	0	0	0	0
Total	0	0	0	0

Department: City Manager

Fund: Gas Fund

Agency Expenditures

	Actual 2006/07	Appr/Mod 2007/08	Projected 2007/08	Approved 2008/09
Personnel Services	\$0	\$0	\$0	\$0
Supplies	0	0	0	0
Services	5,000,000	981,348	8,029,468	7,000,000
Reimbursements	0	0	0	0
Capital Outlay	0	0	0	0
Total Appropriations	\$5,000,000	\$981,348	\$8,029,468	\$7,000,000

Personnel Summary

	Actual 2006/07	Approved 2007/08	Projected 2007/08	Approved 2008/09
Gas Fund	0	0	0	0
Full-Time	0	0	0	0
Part-Time	0	0	0	0
Total	0	0	0	0

Agency Expenditures

	Actual 2006/07	Appr/Mod 2007/08	Projected 2007/08	Approved 2008/09
Personnel Services	\$0	\$0	\$0	\$0
Supplies	0	0	0	0
Services	0	0	0	132,500
Reimbursements	0	0	0	0
Capital Outlay	200,000	302,610	272,610	165,000
Total Appropriations	\$200,000	\$302,610	\$272,610	\$297,500

Personnel Summary

	Actual 2006/07	Approved 2007/08	Projected 2007/08	Approved 2008/09
Hotel Motel Building	0	0	0	0
Full-Time	0	0	0	0
Part-time	0	0	0	0
Total	0	0	0	0

Agency Expenditures

	Actual 2006/07	Appr/Mod 2007/08	Projected 2007/08	Approved 2008/09
Personnel Services	\$0	\$0	\$0	\$0
Supplies	78,524	56,710	53,945	0
Services	488,670	279,723	289,286	0
Reimbursements	0	0	0	0
Capital Outlay	617,416	1,502,288	1,478,963	1,047,000
Total Appropriations	\$1,184,610	\$1,838,721	\$1,822,194	\$1,047,000

Personnel Summary

	Actual 2006/07	Approved 2007/08	Projected 2007/08	Approved 2008/09
Information Technology	0	0	0	0
Full-Time	0	0	0	0
Part-time	0	0	0	0
Total	0	0	0	0

Department: Municipal Court

Fund: Juvenile Case Manager

Agency Expenditures

	*Actual 2006/07	Approved 2007/08	Projected 2007/08	Approved 2008/09
Personnel Services	\$64,058	\$102,675	\$77,228	\$120,933
Supplies	0	4,100	4,100	500
Services	3,283	4,695	4,695	29,937
Reimbursements	0	0	0	0
Capital Outlay	0	0	0	0
Total Appropriations	\$67,341	\$111,470	\$86,023	\$151,370

Personnel Summary

	Actual 2006/07	Approved 2007/08	Projected 2007/08	Approved 2008/09
Juvenile Case Manager	1	2	2	2
Full-Time	1	2	2	2
Part-time	0	0	0	0
Total	1	2	2	2

Agency Expenditures

	Actual 2006/07	Appr/Mod 2007/08	Projected 2007/08	Approved 2008/09
Personnel Services	\$71,295	\$78,020	\$76,585	\$81,730
Supplies	0	0	0	0
Services	13,223	16,010	15,010	23,502
Reimbursements	0	0	0	0
Capital Outlay	0	0	0	0
Total Appropriations	\$84,518	\$94,030	\$91,595	\$105,232

Personnel Summary

	Actual 2006/07	Approved 2007/08	Projected 2007/08	Approved 2008/09
MC Building Security	1	1	1	1
Full-Time	1	1	1	1
Part-time	0	0	0	0
Total	1	1	1	1

Agency Expenditures

	Actual 2006/07	Appr/Mod 2007/08	Projected 2007/08	Approved 2008/09
Personnel Services	\$11,152	\$12,141	\$13,747	\$12,280
Supplies	0	0	0	0
Services	6,778	8,000	23,617	10,000
Reimbursements	0	0	0	0
Capital Outlay	0	0	0	0
Total Appropriations	\$17,930	\$20,141	\$37,364	\$22,280

Personnel Summary

	Actual 2006/07	Approved 2007/08	Projected 2007/08	Approved 2008/09
MC Judicial Efficiency	0	0	0	0
Full-Time	0	0	0	0
Part-time	0	0	0	0
Total	0	0	0	0

Department: Municipal Court

Fund: Technology

Agency Expenditures

	Actual 2006/07	Appr/Mod 2007/08	Projected 2007/08	Approved 2008/09
Personnel Services	\$0	\$0	\$0	\$0
Supplies	0	0	0	0
Services	84,703	81,258	77,258	70,258
Reimbursements	0	0	0	0
Capital Outlay	47,018	147,018	147,018	100,000
Total Appropriations	\$131,721	\$228,276	\$224,276	\$170,258

Personnel Summary

	Actual 2006/07	Approved 2007/08	Projected 2007/08	Approved 2008/09
MC Technology	0	0	0	0
Full-Time	0	0	0	0
Part-time	0	0	0	0
Total	0	0	0	0

Department: Police

Fund: Police Seizure

Agency Expenditures

	Actual 2006/07	Appr/Mod 2007/08	Projected 2007/08	Approved 2008/09
Personnel Services	\$0	\$0	\$0	\$0
Supplies	14,785	41,845	42,595	2,500
Services	116,022	51,300	62,930	71,300
Reimbursements	0	0	0	0
Capital Outlay	6,077	128,225	132,220	11,000
Total Appropriations	\$136,884	\$221,370	\$237,745	\$84,800

Personnel Summary

	Actual 2006/07	Approved 2007/08	Projected 2007/08	Approved 2008/09
Federal Police Seizure	0	0	0	0
Police Narcotics	0	0	0	0
State Police Seizure	0	0	0	0
Full-Time	0	0	0	0
Part-time	0	0	0	0
Total	0	0	0	0

Agency Expenditures

	Actual 2006/07	Appr/Mod 2007/08	Projected 2007/08	Approved 2008/09
Personnel Services	\$0	\$0	\$0	\$0
Supplies	0	0	0	0
Services	0	0	0	0
Reimbursements	0	0	0	0
Capital Outlay	20,482	85,000	85,000	60,000
Total Appropriations	\$20,482	\$85,000	\$85,000	\$60,000

Personnel Summary

	Actual 2006/07	Approved 2007/08	Projected 2007/08	Approved 2008/09
RJC Replacement	0	0	0	0
Full-Time	0	0	0	0
Part-time	0	0	0	0
Total	0	0	0	0

Agency Expenditures

	Actual 2006/07	Appr/Mod 2007/08	Projected 2007/08	Approved 2008/09
Personnel Services	\$0	\$0	\$0	\$0
Supplies	0	0	0	0
Services	0	0	0	0
Reimbursements	0	0	0	0
Capital	0	0	0	0
Total Appropriations	\$0	\$0	\$0	\$0

Personnel Summary

	Actual 2006/07	Approved 2007/08	Projected 2007/08	Approved 2008/09
SW Closure Liability	0	0	0	0
Full-Time	0	0	0	0
Part-time	0	0	0	0
Total	0	0	0	0

Agency Expenditures

	Actual 2006/07	Appr/Mod 2007/08	Projected 2007/08	Approved 2008/09
Personnel Services	\$0	\$0	\$0	\$0
Supplies	14,766	0	0	0
Services	7,171	0	0	0
Reimbursements	0	0	0	0
Capital Outlay	733,997	979,471	979,471	500,000
Total Appropriations	\$755,934	\$979,471	\$979,471	\$500,000

Personnel Summary

	Actual 2006/07	Approved 2007/08	Projected 2007/08	Approved 2008/09
SW Equipment Acq	0	0	0	0
Full-Time	0	0	0	0
Part-time	0	0	0	0
Total	0	0	0	0

Agency Expenditures

	Actual 2006/07	Appr/Mod 2007/08	Projected 2007/08	Approved 2008/09
Personnel Services	\$0	\$0	\$0	\$0
Supplies	0	0	0	0
Services	0	0	0	0
Reimbursements	0	0	0	0
Capital	0	0	0	0
Total Appropriations	\$0	\$0	\$0	\$0

Personnel Summary

	Actual 2006/07	Approved 2007/08	Projected 2007/08	Approved 2008/09
SW Landfill Replacement	0	0	0	0
Full-Time	0	0	0	0
Part-time	0	0	0	0
Total	0	0	0	0

Agency Expenditures

	Actual 2006/07	Appr/Mod 2007/08	Projected 2007/08	Approved 2008/09
Personnel Services	\$0	\$0	\$0	\$0
Supplies	0	0	0	0
Services	0	0	0	0
Reimbursements	0	0	0	0
Capital Outlay	0	0	0	0
Total Appropriations	\$0	\$0	\$0	\$0

Personnel Summary

	Actual 2006/07	Approved 2007/08	Projected 2007/08	Approved 2008/09
SW Liner Reserve	0	0	0	0
Full-Time	0	0	0	0
Part-time	0	0	0	0
Total	0	0	0	0

Department: Water Utilities

Fund: Water/Wastewater Debt Service

Agency Expenditures

	Actual 2006/07	Appr/Mod 2007/08	Projected 2007/08	Approved 2008/09
Personnel Services	\$0	\$0	\$0	\$0
Supplies	0	0	0	0
Services	4,941,468	6,424,379	6,386,953	6,904,015
Reimbursements	0	0	0	0
Capital Outlay	0	0	0	0
Total Appropriations	\$4,941,468	\$6,424,379	\$6,386,953	\$6,904,015

Personnel Summary

	Actual 2006/07	Approved 2007/08	Projected 2007/08	Approved 2008/09
WWW Debt Service	0	0	0	0
Full-Time	0	0	0	0
Part-time	0	0	0	0
Total	0	0	0	0



CITY OF GRAND PRAIRIE 2008-09 APPROVED CAPITAL PROJECTS EXECUTIVE SUMMARY

2008/09 APPROVED PROJECTS BUDGET

The 2008-09 Approved Capital Improvement Projects Budget includes \$55,257,964 in appropriation requests. This includes \$16,661,518 in Water and Wastewater requests, \$21,262,644 in Street and Signal Projects, \$1,534,500 Park Projects, and \$7,196,616 in Storm Drainage Projects. All planned debt issued in 2009 are within the legal limits and are within the tax debt capacity of I & S portion of the tax rate. Improvements by funds are outlined below.

Capital Projects by Fund

Airport Fund

- \$1,250,000 funding for the construction of the Airport Terminal 50/50 Split with TxDOT
- \$100,000 funding for the RAMP Projects Grant 50/50 Split with TxDOT

TOTAL APPROPRIATIONS = \$1,350,000

Fire Fund

- \$227,500 additional funding for Cedar Hill Fire Station
- \$70,000 to retro-fit 2 fire engines with a compressed air foam system
- \$55,000 for the continuation of the Opticom system
- \$343,350 ambulance replacement
- \$13,917 for cost of issuance

TOTAL APPROPRIATIONS = \$709,767

Golf Fund

- \$50,000 for Prairie Lakes Greens Renovation

TOTAL APPROPRIATIONS = \$50,000

Lake Park Fund

- \$2,800,000 for Infrastructure for Pavilion by Salt Lick Property
- \$200,000 for Lloyd Park Playground
- \$25,000 for cost of issuance

TOTAL APPROPRIATIONS = \$3,025,000

Municipal Facilities Fund

- \$525,000 for Market/Plaza Enhancements
- \$200,000 for a roof and HVAC Replacement Program
- \$200,000 for building infrastructure repairs
- \$150,000 for building infrastructure repairs at Fire Stations #6 and #2
- \$300,000 for remodel of the Council Chambers
- \$150,000 for generator connections at City Hall
- \$200,000 for entryways
- \$100,000 for downtown parking lot acquisition
- \$38,500 for cost of issuance

TOTAL APPROPRIATIONS = \$1,863,500

Park Fund

- \$385,000 for Boze Building Rehab/Furnishings
- \$225,000 for Charley Taylor grounds/playground
- \$200,000 for park infrastructure
- \$169,500 for golf equipment purchase
- \$150,000 for Veterans Park fence/irrigation
- \$100,000 for Bowles pavilion
- \$80,000 for McFalls East fence (Outfield)
- \$75,000 for trails study (TU easement/transportation)
- \$75,000 for security enhancements- park fields/structures
- \$50,000 park furnishings
- \$25,000 McFalls West/Carrier Pkwy entrance improvements

TOTAL APPROPRIATIONS = \$1,534,500

Solid Waste Fund

- \$200,000 for concrete recycling
- \$175,000 for customer service area upgrade/paving
- \$86,500 for hazardous waste building

- \$75,000 for wetlands mitigation phase II
- \$50,000 landfill permit modifications
- \$50,000 for nature center ADA compliance phase II
- \$30,000 for PPAC landscape repair

TOTAL APPROPRIATIONS = \$666,500

Storm Drainage Fund

- \$5,200,000 for Central Park Drainage Pond
- \$663,000 for City Wide Drainage Master Plan Studies Phase II
- \$832,000 for Nadine from Matthew to Prairie – Phase I
- \$200,000 for miscellaneous drainage projects
- \$200,000 for developer participation
- \$101,616 for cost of issuance

TOTAL APPROPRIATIONS = \$7,196,616

Streets/Signal Fund

- \$5,000,000 for Lynn Creek Pkwy – Lakeridge to SH 360 Phase I
- \$4,860,000 for Esplanade Road (Central Park)
- \$2,286,500 for Lakeridge
- \$2,000,000 for Beltline Sinkhole Emergency Repair
- \$2,000,000 for Southgate II Paving Repair
- \$800,000 for January Lane/Hill Street Extension to SH 161
- \$581,887 for Downtown/Parking Phase I
- \$300,000 for Freetown Road – From Cornvalley Rd to Carrier Ph I
- \$375,000 for High Accident Location Improvements
- \$373,192 for GSW Industrial District
- \$375,000 for developer participation
- \$300,000 for Palace Connection to IH-30 off ramp
- \$300,000 for residential sidewalks new and repair
- \$300,000 for traffic signal updates and engineering
- \$298,400 IH30 Frontage Roads
- \$200,000 for Concrete Channel Repairs
- \$150,000 for school sidewalks
- \$150,000 for handicap ramps
- \$106,000 for work on Railroad Crossings
- \$100,000 for bridge repair work
- \$65,000 for miscellaneous engineering projects
- \$40,000 for street lighting improvements
- \$20,000 for speed hump installation
- \$281,665 for cost of issuance

TOTAL APPROPRIATIONS = \$21,262,644

Water Fund

- \$3,050,000 for 24" Line from Existing 30 & Broad S. to 287 (SH360)
- \$1,955,000 for 36" Water - Lake Ridge Camp Wisdom to GSW
- \$2,306,300 for Central Park Water Well
- \$1,906,200 for Sara Jane 20" Water Line
- \$675,000 for Central Park 24" Water
- \$600,000 for Water Well Rehab
- \$500,000 for Water Tank Rehab
- \$500,000 for FY 09 Water Main Replacements
- \$380,000 for Rehab of 5 MG Storage Tank - Beltline Pump Station
- \$250,000 for AMR Meter Change Out Project
- \$150,000 for Developer Participation
- \$121,000 for Kingwood Lake Ridge to Garden Grove
- \$150,000 for Dist. System Water Quality Improv. DWU Meter Upgrade & Jamieson Delivery
- \$100,000 for Dist. System Water Quality Improv. South Dallas Supply
- \$100,000 Building Infrastructure Repairs
- \$98,018 Cost of Issuance

TOTAL APPROPRIATIONS = \$12,841,518

Wastewater Fund

- \$1,500,000 for the WWMP - Priority Overflow Projects
- \$600,000 for Southwest Village Wastewater Line
- \$500,000 for FY 09 Wastewater Main Replacement Project
- \$500,000 for FY 09 Infiltration/Inflow
- \$460,000 for Nadine from Matthew to Prairie – Phase I
- \$150,000 for FY 09 Developer Participation
- \$110,000 for Kingswood Lakeridge to Garden Grove

TOTAL APPROPRIATIONS = \$3,820,000

Capital Reserve Fund

- \$437,919 for equipment purchases

TOTAL APPROPRIATIONS = \$437,919

Equipment Acquisition Fund

- \$500,000 for equipment purchases

TOTAL APPROPRIATIONS = \$500,000

**CITY OF GRAND PRAIRIE
CAPITAL PROJECTS BUDGET AND CAPITAL PROJECTS PLAN
PROPOSED MUNICIPAL AIRPORT PROJECTS**

PROJECT DESCRIPTION	PRIOR 2009	PROPOSED 2009	2010	2011	2012	2013	2014 and beyond	CIP TOTAL
Construct Airport Terminal 50/50 Split with TxDOT		1,250,000						1,250,000
RAMP Projects Grant 50/50 Split with TxDOT	100,000	100,000	100,000	100,000	100,000	100,000	100,000	700,000
Construct Air Traffic Control Tower 90/10 Split with TxDOT			1,466,667					1,466,667
Total Requests	\$100,000	\$1,350,000	\$1,566,667	\$100,000	\$100,000	\$100,000	\$100,000	\$3,416,667
RESOURCES								
Cash Balance Airport Capital Projects Fund	0	1,461,308	0	0	0	0	0	1,461,308
Interest Earnings	0	53,942	0	0	0	0	0	53,942
Transfer from Airport Operating Fund	0	150,000	150,000	150,000	150,000	150,000	150,000	900,000
TxDOT Aviation Division/FAA Grant	100,000	500,000	2,900,000	50,000	50,000	50,000	50,000	3,700,000
GRAND TOTAL RESOURCES	\$100,000	\$2,165,250	\$3,050,000	\$200,000	\$200,000	\$200,000	\$200,000	\$6,115,250

**CITY OF GRAND PRAIRIE
CAPITAL PROJECTS BUDGET AND CAPITAL PROJECTS PLAN
PROPOSED FIRE PROJECTS**

PROJECT DESCRIPTION	PRIOR 2009	PROPOSED 2009	2010	2011	2012	2013	2014 and beyond	CIP TOTAL	Operating Impact
<u>FIRE STATIONS</u>									
Cedar Hill/Grand Prairie Joint Station Additional Funds	1,715,000	227,500						1,942,500	
Station 10 Land Purchase and Construction	400,000				4,457,152			4,857,152	1,135,410
Explore New Drill Field			150,000					150,000	
Land for Station 11	400,000						5,000,000	5,400,000	990,000
<u>FIRE EQUIPMENT</u>									
Ambulance Replacement		343,350		116,379	119,870	205,778	411,556	1,196,933	
Retro-Fit 2 Fire Engines w Compressed Air Foam System	70,000	70,000	35,000					175,000	
Opticom System	55,000	55,000	55,000	55,000	55,000	55,000	55,000	385,000	
Cost of Issuance	44,800	13,917	13,287	19,428	36,280	23,136	201,994	352,841	
Future Engine & Tank Replacement E6 (1996 Model)			424,360		899,643	0	4,633,162	5,957,165	
Future Truck Replacement (T-1 1993 Model)				800,000	896,000	896,000		2,592,000	
Total Requests	\$2,684,800	\$709,767	\$677,647	\$990,807	\$6,463,945	\$1,179,913	\$10,301,712	\$23,008,591	\$2,125,410
RESOURCES									
CO's Bond Sale	2,218,224	695,850	658,677	971,379	1,813,988	1,156,778	10,099,718	17,614,614	
Bond Election 2001 - Fire Complete in FY 10	21,776	0	5,683	0	0	0	0	27,459	
Cost of Issuance - Fire	44,800	13,917	13,287	19,428	36,280	23,136	201,994	352,841	
TIFF Reimbursement's	400,000	0	0	0	0	0	0	400,000	
Surplues One-Time TIFF Reimbursement for Station 10	870,675	709,682	1,573,641	630,132	662,554	0	0	4,446,684	
Cash Balance	0	1,037,668	1,747,350	3,320,991	3,951,123	0	0	10,057,132	
Interest Earnings	0	124,933	0	0	0	0	0	124,933	
GRAND TOTAL RESOURCES	\$3,555,475	\$2,582,050	\$3,998,638	\$4,941,930	\$6,463,945	\$1,179,913	\$10,301,712	\$33,023,663	

**CITY OF GRAND PRAIRIE
CAPITAL PROJECTS BUDGET AND CAPITAL PROJECTS PLAN
PROPOSED GOLF PROJECTS**

PROJECT DESCRIPTION	PRIOR 2009	PROPOSED 2009	2010	2011	2012	2013	2014 and beyond	CIP TOTAL
Prairie Lakes Greens Renovation		50,000	50,000	50,000				150,000
Tangle Ridge Clubhouse Expansion			150,000	1,250,000	0	0	0	1,400,000
Tangle Ridge Cart Trail Repairs			175,000					175,000
Prairie Lakes Cart Trail Repairs				150,000				150,000
Cost of Issuance	0	0	7,500	29,000	0	0	0	36,500
Total Requests	\$0	\$50,000	\$382,500	\$1,479,000	\$0	\$0	\$0	\$1,911,500
RESOURCES								
CO's	0	0	375,000	1,450,000	0	0	0	1,825,000
Cash Balance	0	18,514	0	0	0	0	0	18,514
Interest Earnings		10,803	0	0	0	0	0	10,803
Transfer from Capital Reserve Fund	0	20,683	0	0	0	0	0	20,683
Cost of Issuance	0	0	7,500	29,000	0	0	0	36,500
GRAND TOTAL RESOURCES	\$0	\$50,000	\$382,500	\$1,479,000	\$0	\$0	\$0	\$1,911,500

**CITY OF GRAND PRAIRIE
CAPITAL PROJECTS BUDGET AND CAPITAL PROJECTS PLAN
PROPOSED LAKE PARK PROJECTS**

PROJECT DESCRIPTION	Prior 2009	PROPOSED 2009	2010	2011	2012	2013	2014 and beyond	CIP TOTAL
Lloyd Park Playground		200,000						200,000
Infrastructure for Pavilion, by Salt Lick Property		2,800,000						2,800,000
Cost of Issuance		25,000						25,000
Total Requests	\$0	\$3,025,000	\$0	\$0	\$0	\$0	\$0	\$3,025,000
RESOURCES								
Interest Earnings	0	145,284	0	0	0	0	0	145,284
CO's Bond Sale - LAKE		1,400,000						1,400,000
Cost of Issuance		25,000						25,000
Transfer from Lake Operating Fund		285,463						285,463
Cash Balance	0	2,398,976	0	0	0	0	0	2,398,976
GRAND TOTAL RESOURCES	\$0	\$4,254,723	\$0	\$0	\$0	\$0	\$0	\$4,254,723

**CITY OF GRAND PRAIRIE
CAPITAL PROJECTS BUDGET AND CAPITAL PROJECTS PLAN
PROPOSED LIBRARY PROJECTS**

PROJECT DESCRIPTION	PRIOR 2009	PROPOSED 2009	2010	2011	2012	2013	2014 and beyond	CIP TOTAL
Main Library Design Phase III			100,000					100,000
Main Library Renovation Phase III				1,500,000				1,500,000
Improve Lighting at Main Library				200,000				200,000
Convert Library collection to RFID					500,000			500,000
Build Branch Library in Lake Area							5,000,000	5,000,000
Expand Bowles Library						750,000		750,000
Cost of Issuance	0	0	0	4,000	10,000	15,000	100,000	129,000
Total Requests	\$0	\$0	\$100,000	\$1,704,000	\$510,000	\$765,000	\$5,100,000	\$8,179,000
RESOURCES								
Interest Earnings	0	11,236	0	0	0	0	0	11,236
Cash Balance	0	13,185	0	0	0	0	0	13,185
Transfer from Capital Reserve								0
CO's Bond Sale - LIBR	0		0	200,000	500,000	750,000	5,000,000	6,450,000
Cost of Issuance	0	0	0	4,000	10,000	15,000	100,000	129,000
GRAND TOTAL RESOURCES	\$0	\$24,421	\$0	\$204,000	\$510,000	\$765,000	\$5,100,000	6,603,421

**CITY OF GRAND PRAIRIE
CAPITAL PROJECTS BUDGET AND CAPITAL PROJECTS PLAN
PROPOSED MUNICIPAL FACILITY PROJECTS**

PROJECT DESCRIPTION	PRIOR 2009	PROPOSED 2009	2010	2011	2012	2013	2014 and beyond	CIP TOTAL
<u>BUILDING INFRASTRUCTURE</u>								
Roof and HVAC Replacement Program	600,000	200,000	200,000	200,000	200,000	200,000	200,000	1,800,000
Building Infrastructure	918,300	200,000	200,000	200,000	200,000	200,000	200,000	2,118,300
<u>FIRE STATION RENOVATIONS</u>								
Building Infrastructure of Fire Stations (#6 & #2)		150,000						150,000
Building Infrastructure of Fire Stations (#8)			150,000					150,000
Floor/Paint/Renovate CVE				195,000				195,000
<u>CITY HALL CAMPUS</u>								
Remodel Council Chambers (design, sound and light)		300,000	1,000,000					1,300,000
Renovation of Development Center				500,000				500,000
Paint/Renovate Municipal Court			50,000					50,000
City Hall Irrigation Replacement				85,000				85,000
City Hall Sidewalk Repairs				50,000				50,000
Generator Connections - City Hall		150,000						150,000
<u>OFF CAMPUS BUILDINGS</u>								
Paint/Renovate Branch Library			25,000					25,000
Service Center Sign Shop Rehab			65,000					65,000
General Service Center							1,256,250	1,256,250
Animal Shelter Expansion							1,000,000	1,000,000
New Park Maintenance Shop							425,000	425,000
Convert Park Shop to Fac/Ath Maintenance							275,000	275,000
Bowles Home/Farm Complex	118,800						250,000	368,800
<u>MISCELLANEOUS</u>								
Entryways	300,000	200,000		300,000				800,000
Downtown Parking Lot Acquisition		100,000						100,000
Plaza/Market Enhancements	700,000	525,000						1,225,000
Main Street Plaza Landscape/Irrigation						40,000		40,000
Cost of Issuance	18,000	38,500	29,800	26,600	4,000	4,800	68,125	189,825

**CITY OF GRAND PRAIRIE
CAPITAL PROJECTS BUDGET AND CAPITAL PROJECTS PLAN
PROPOSED MUNICIPAL FACILITY PROJECTS**

PROJECT DESCRIPTION	PRIOR 2009	PROPOSED 2009	2010	2011	2012	2013	2014 and beyond	CIP TOTAL
Total Requests	\$2,655,100	\$1,863,500	\$1,719,800	\$1,556,600	\$404,000	\$444,800	\$3,674,375	\$12,318,175
RESOURCES								
Insurance Reimbursement	118,800	0	0	0	0	0	0	118,800
Sports Corp Donation	450,000							450,000
FY 08 Bond Sale	250,000							250,000
Transfer in from Hotel Motel Bldg Fund for Plaza		150,000						150,000
Transfer in from Parks FY 09 for Plaza		150,000						150,000
Transfer from Capital Reserve	918,300		200,000	200,000	200,000	200,000	200,000	1,918,300
CO's Bond Sale - MFAC	900,000	1,525,000	1,490,000	1,330,000	200,000	240,000	3,406,250	9,091,250
Cost of Issuance	18,000	38,500	29,800	26,600	4,000	4,800	68,125	189,825
GRAND TOTAL RESOURCES	\$2,655,100	\$1,863,500	\$1,719,800	\$1,556,600	\$404,000	\$444,800	\$3,674,375	\$12,318,175

**CITY OF GRAND PRAIRIE
CAPITAL PROJECTS BUDGET AND CAPITAL PROJECTS PLAN
PROPOSED PARKS PROJECTS**

PROJECT DESCRIPTION	PRIOR 2009	PROPOSED 2009	2010	2011	2012	2013	2014 and beyond	CIP TOTAL	Operating Impact
Boze Building Rehab/Furnishings		385,000						385,000	
Charley Taylor Grounds/Playground		225,000						225,000	
Park Infrastructure Improvements	600,000	200,000	200,000	200,000	200,000	200,000	200,000	1,800,000	0
Golf (One Time - Equipment Purchase)		169,500						169,500	
Veterans Parks Fence/Irrigation		150,000						150,000	
Bowles Pavilion Parking		100,000						100,000	
McFalls East Fence (Outfield)		80,000						80,000	
Trails Study (TU Easement / Transportation)		75,000						75,000	
Security Enhancements - Park Fields/Structures		75,000						75,000	
Park Furnishings		50,000						50,000	
McFalls West / Carrier Pkwy Entrance Improvement		25,000						25,000	
Dalworth Expansion/Renovation (A/E 2008)	250,000		1,250,000	1,250,000				2,750,000	
Turner Park Master Plan (Nature Area)			50,000					50,000	
Total Requests	\$850,000	\$1,534,500	\$1,500,000	\$1,450,000	\$200,000	\$200,000	\$200,000	\$5,549,500	\$0
RESOURCES									
Cash Balance	850,000	2,035,148	600,331	100,331	331	800,331	1,600,331	5,986,803	
Interest Earnings	0	99,683						99,683	
Transfer to MFAC Fund for Market Enhancement	0	(150,000)						(150,000)	
Transfer to Street Capital Projects Fund-AAC	0	(1,600,000)						(1,600,000)	
Transfer from Operating Fund - PVEN	0	1,750,000	1,000,000	1,350,000	1,000,000	1,000,000	1,000,000	7,100,000	
GRAND TOTAL RESOURCES	\$850,000	\$2,134,831	\$1,600,331	\$1,450,331	\$1,000,331	\$1,800,331	\$2,600,331	\$11,436,486	

**CITY OF GRAND PRAIRIE
CAPITAL PROJECTS BUDGET AND CAPITAL PROJECTS PLAN
PROPOSED POLICE PROJECTS**

PROJECT DESCRIPTION	Prior 2009	PROPOSED 2009	2010	2011	2012	2013	2014 and beyond	CIP TOTAL
Public Safety New Building (Fiber Optics, Network Equip, Phone Equip, and Desktop I			600,118					600,118
Cost of Issuance		0	12,002	0	0	0	0	12,002
Total Requests	\$0	\$0	\$612,120	\$0	\$0	\$0	\$0	\$612,120
RESOURCES								
GO Bond Election 2001 - Police - Completed in FY 10	0	0	600,118	0	0	0	0	600,118
Cost of Issuance	0	0	12,002	0	0	0	0	12,002
GRAND TOTAL RESOURCES	\$0	\$0	\$612,120	\$0	\$0	\$0	\$0	\$612,120

**CITY OF GRAND PRAIRIE
CAPITAL PROJECTS BUDGET AND CAPITAL PROJECTS PLAN
PROPOSED SOLID WASTE PROJECTS**

PROJECT DESCRIPTION	PRIOR 2009	PROPOSED 2009	2010	2011	2012	2013	2014 and beyond	CIP TOTAL
Concrete Recycling		200,000			200,000		200,000	600,000
Customer Service Area Upgrade/Paving		175,000						175,000
Hazardous Waste Building		86,500						86,500
Wetlands Mitigation Phase II		75,000						75,000
Landfill Permit Mod		50,000		50,000		100,000		200,000
Nature Center ADA Compliance Phase II		50,000						50,000
PPAC Landscape Repair		30,000						30,000
Property Acquisition Feasibility Study			200,000					200,000
Wetlands Mitigation Phase III			75,000					75,000
Composting Project				1,000,000				1,000,000
Landfill Entrance					1,000,000			1,000,000
Landfill Gas Collection IV						750,000		750,000
Total Requests	\$0	\$666,500	\$275,000	\$1,050,000	\$1,200,000	\$850,000	\$200,000	\$4,241,500
RESOURCES								
Transfer from Solid Waste Operating Fund	0	865,000	675,000	675,000	675,000	675,000	200,000	3,765,000
Cash Balance	0	52,801	485,235	1,085,235	910,235	585,235	610,235	3,728,976
Interest Earnings	0	233,934	200,000	200,000	200,000	200,000	0	1,033,934
GRAND TOTAL RESOURCES	\$0	\$1,151,735	\$1,360,235	\$1,960,235	\$1,785,235	\$1,460,235	\$810,235	\$8,527,910

**CITY OF GRAND PRAIRIE
CAPITAL PROJECTS BUDGET AND CAPITAL PROJECTS PLAN
PROPOSED STORM DRAINAGE PROJECTS**

PROJECT DESCRIPTION	PRIOR 2009	PROPOSED 2009	2010	2011	2012	2013	2014 and beyond	CIP TOTAL
<u>MAJOR STORM PROJECTS</u>								
Central Park Drainage Pond		5,200,000						5,200,000
City Wide Drainage Master Plan Studies - Phase II		663,000	663,000					1,326,000
City Wide Drainage Master Plan Studies - Phase III				971,000				971,000
Nadine from Matthew to Prairie - Phase I		832,000						832,000
Sandra from Matthew to Prairie - Phase II			870,000					870,000
Nadine from Prairie to Robinson - Phase III				843,000				843,000
Sandra from Prairie to Robinson - Phase IV					871,000			871,000
Phase II Along Conover to and along Bank of America Pkwy.					1,400,000			1,400,000
Fish Creek Downstream of Carrier Pkwy. (Dist. 3)	200,000						7,940,000	8,140,000
Dalworth Area SD (District 1)							2,034,212	2,034,212
<u>MISCELLANEOUS DRAINAGE PROJECTS</u>								
Misc. Drainage Projects	1,248,991	200,000	200,000	270,279	200,000	200,000	200,000	2,519,270
Developer Participation	937,147	200,000	200,000	200,000	200,000	200,000	200,000	2,137,147
Cost of Issuance	47,723	101,616	4,322	8,346	17,420	0	143,484	322,911
Total Requests	\$2,433,861	\$7,196,616	\$1,937,322	\$2,292,625	\$2,688,420	\$400,000	\$10,517,696	\$27,466,540
RESOURCES								
Transfer from Storm Water Utility Fund	0	1,900,000	1,800,000	1,800,000	1,800,000	1,800,000	1,800,000	10,900,000
Cash Balance	0	0	0	83,109	16,109	0	1,400,000	1,499,218
CO's	0	4,298,381	0	147,000	871,000	0	5,140,000	10,456,381
Interest Earnings	0	114,195	0	0	0	0	0	114,195
GO Bond Election 2001 - Storm - Completed in FY 14	2,386,138	782,424	216,109	270,279	0	0	2,034,212	5,689,162
Cost of Issuance - Storm	47,723	101,616	4,322	8,346	17,420	0	143,484	322,911
GRAND TOTAL RESOURCES	\$2,433,861	\$7,196,616	\$2,020,431	\$2,308,734	\$2,704,529	\$1,800,000	\$10,517,696	\$28,981,867

**CITY OF GRAND PRAIRIE
CAPITAL PROJECTS BUDGET AND CAPITAL PROJECTS PLAN
PROPOSED STREET PROJECTS**

Funding Source	PROJECT DESCRIPTION	PRIOR 2009	PROPOSED 2009	2010	2011	2012	2013	2014 and beyond	CIP TOTAL
	<u>TIF REIMBURSEMENT PROJECTS</u>								
	Lakeridge		2,286,500						2,286,500
	Palace Connection to IH-30 off ramp		300,000	2,517,000					2,817,000
	IH30 Frontage Roads (Reimbursement to SH 161 2&3 Signals)		298,400						298,400
	<u>MAJOR STREET/TRANSPORTATION PROJECTS</u>								
GO/CO	Lynn Creek Pkwy - Lakeridge to SH 360 (Dist 6) Phase I	1,100,000	5,000,000						6,100,000
GO/CO	Esplanade Road (Central Park)		4,860,000						4,860,000
	Beltline Sinkhole Emerg Repair (Reimbursement to Lakeridge)		2,000,000						2,000,000
	Southgate II Paving Repair		2,000,000						2,000,000
CO	January Lane/Hill Street Extension to SH 161 (Dist 5)	750,000	800,000						1,550,000
BE '01	Downtown/Parking Phase I		581,887						581,887
CO	Lakeridge Parkway Repair @ Joe Pool Lake (Dist 6)	4,160,000		3,610,000					7,770,000
BE '01	Freetown Road - From Cornvalley Rd to Carrier Phase I		300,000	2,800,000					3,100,000
CO	Hunter Ferrell - Beltline to Story/Mac Arthur East/West	880,000		3,000,000					3,880,000
	Arkansas/Warrior (Reimbursement to Camp Wisdom)			1,478,652					1,478,652
	Mayfield Rd Paving (Reimbursement to Camp Wisdom)			1,000,000					1,000,000
	Arlington Britton			605,000					605,000
	Camp Wisdom Robinson to Carrier	4,915,130		416,000					5,331,130
CO	Seeton from Grand Peninsula Blvd. S. to the end of Phase H of Mira Lagos (Dist 6)			376,000					376,000
CO	Great Southwest Pkwy - Ave K to Fountain Pkwy (Dist 1)	100,000		350,000	600,000				1,050,000
CO	Bardin Road connection to Camp Wisdom			250,000	1,520,000				1,770,000
CO	Camp Wisdom from Carrier to 1382 (contingent on Near Neighbor Funding Phase II)				1,800,000				1,800,000
CO	Great Southwest Pkwy at Arkansas Intersection Improvements (Dist. 4)				500,000				500,000
CO	Great Southwest Pkwy at Forum Intersection Improvements (Dist. 4)				350,000				350,000
CO	GSW North of Post & Paddock Street Rehab						2,000,000		2,000,000
CO	Marshall - SE 14th to Hardy						1,080,271		1,080,271
CO	Freetown Road - From Carrier to Robinson Phase II						1,920,000		1,920,000
CO	Lakeridge Parkway @ Joe Pool Lake							27,212,000	27,212,000
CO	Camp Wisdom between Bardin and Carrier (does not need to be funded if Near Neighborhood Funding comes through)							4,400,000	4,400,000
BE '01	Duncan Perry Rd - Ave K to Egyptian							2,312,000	2,312,000
BE '01	Robinson Road - SW 14th to 303							857,233	857,233

**CITY OF GRAND PRAIRIE
CAPITAL PROJECTS BUDGET AND CAPITAL PROJECTS PLAN
PROPOSED STREET PROJECTS**

Funding Source	PROJECT DESCRIPTION	PRIOR 2009	PROPOSED 2009	2010	2011	2012	2013	2014 and beyond	CIP TOTAL
	<u>Annual Street/Transportation Projects</u>								
BE '01/GO	High Accident Location Improvements	1,016,000	375,000	371,387	375,000	375,000	375,000	375,000	3,262,387
BE '01/GO	GSW Industrial District (Dist 1)	1,081,525	373,192	375,000	375,000	375,000	375,000	375,000	3,329,717
	<u>Miscellaneous Projects</u>								
BE '01/GO	Developer Participation	6,855,906	375,000	500,000	500,000	500,000	500,000	500,000	9,730,906
BE '01/GO	Residential Sidewalks (Repair and New)	1,458,000	300,000	300,000	300,000	300,000	300,000	300,000	3,258,000
BE '01/CO	School Sidewalks	1,308,240	150,000	150,000	154,926	150,000	150,000	150,000	2,213,166
CO	Handicap Ramps	300,000	150,000	150,000	150,000	150,000	150,000	150,000	1,200,000
BE '01/CO	Traffic Signal /Engineering	1,455,420	300,000	300,000	300,000	300,000	300,000	300,000	3,255,420
BE '01/CO	Street Lighting Improvements	541,400	40,000	40,000	40,000	40,000	40,000	40,000	781,400
BE '01	Railroad Crossing	473,310	106,000	105,640					684,950
CO	Bridge Repair (Dist 2 and 3)	760,000	100,000	100,000	100,000	100,000	100,000	100,000	1,360,000
CO	Concrete Channel Repairs	100,000	200,000	100,000	100,000	100,000	100,000	100,000	800,000
CO	Guard Rails	150,000		50,000		50,000			250,000
GO/CO	Misc. Engineering Projects	306,560	65,000	65,000	65,000	65,000	65,000	65,000	696,560
CO	Speed Hump Installation	80,000	20,000	20,000	20,000	20,000	20,000	20,000	200,000
CO	Fish Creek Bike/Pedestrian Path (Dist 6)	1,544,000		1,383,623					2,927,623
CO	2341 N. Carrier Pkwy Sidewalk						160,000		160,000
GO/CO	Cost of Issuance	586,710	281,665	266,143	122,249	50,500	142,705	728,725	2,178,697
Total Requests		\$29,922,201	\$21,262,644	\$20,679,445	\$7,372,175	\$2,575,500	\$7,777,976	\$37,984,958	\$127,574,899

**CITY OF GRAND PRAIRIE
CAPITAL PROJECTS BUDGET AND CAPITAL PROJECTS PLAN
PROPOSED STREET PROJECTS**

Funding Source	PROJECT DESCRIPTION	PRIOR 2009	PROPOSED 2009	2010	2011	2012	2013	2014 and beyond	CIP TOTAL
RESOURCES									
	Interest Earnings		317,721						317,721
	TIF#1 Reimbursement from Cash for Hunter Ferrell		0	3,000,000			500,000	819,975	4,319,975
	TIF #1 Reimbursement for Palace Connection to IH-30		300,000	2,517,000					2,817,000
	TIF #1 Reimbursement for SH 161 Segment 2 & 3		298,400						298,400
	TIF #2 Reimbursement from Cash Bardin Rd		653,662						653,662
	TIF #2 Reimbursement for Lakeridge		2,286,500						2,286,500
	TIF #2 CC 03/04/08 #05505803-Reimbursement Bond Sale		750,000						750,000
	TIF #3 Reimbursement from Cash for Mira Lagos		412,500						412,500
	TIF #3 Reimbursement from Cash for Hanover		100,000						100,000
	TIF#3 Reimbursement from Cash for WJ Reimbursement		647,270	1,589,303	1,137,500				3,374,073
	Transfer in from Park Capital Projects Fund		1,600,000						1,600,000
	CO's Street	16,062,095	5,907,025	4,579,972	5,617,112	2,525,000	6,055,000	33,267,025	74,013,229
	Bond Election 2001 - Street - Completed in FY 14	13,273,396	8,025,622	8,727,027	495,314	0	1,080,271	3,169,233	34,770,863
	Cost of Issuance - Street	586,710	281,665	266,143	122,249	50,500	142,705	728,725	2,178,697
	GRAND TOTAL RESOURCES	\$29,922,201	\$21,580,365	\$20,679,445	\$7,372,175	\$2,575,500	\$7,777,976	\$37,984,958	\$127,892,620

**CITY OF GRAND PRAIRIE
CAPITAL PROJECTS BUDGET AND CAPITAL PROJECTS PLAN
PROPOSED WATER PROJECTS**

PROJECT DESCRIPTION	PRIOR 2009	PROPOSED 2009	2010	2011	2012	2013	2014 and beyond	CIP TOTAL
24" Line From Existing 30 & Broad S. to 287 (SH360) (Dist. 6)	525,000	3,050,000						3,575,000
36" Water - Lake Ridge Camp Wisdom to GSW (Dist. 6)	315,000	1,955,000						2,270,000
Central Park Water Well and Recirculation		2,306,300						2,306,300
Sara Jane 20" Water Line		1,906,200						1,906,200
Central Park 24" Water		675,000						675,000
Water Well Rehab (Various Dist.)	1,200,000	600,000	600,000	600,000	600,000	600,000	600,000	4,800,000
Water Tank Rehab (Various Districts)		500,000				1,050,000		1,550,000
FY 09 Water Main Replacements (Various Districts)	3,289,438	500,000	50,000	500,000	50,000	500,000	500,000	5,389,438
Rehab of 5 MG Storage Tank - Beltline Pump Sta.(All Districts)		380,000						380,000
AMR Meter Change Out Project (Various Districts)	4,355,655	250,000	250,000	250,000	250,000	250,000	250,000	5,855,655
Developer Participation (Dist. 6)	2,679,520	150,000	150,000	150,000	150,000	150,000	150,000	3,579,520
Kingwood Lake Ridge to Garden Grove (Dist. 6)		121,000						121,000
Dist. System Water Quality Improv. DWU Meter Upgrade & Jamieson Delivery (All Distric		150,000						150,000
Dist. System Water Quality Improv. South Dallas Supply(All Districts)		100,000						100,000
Building Infrastructure Repairs (Dist. 1)	750,000	100,000						850,000
Cost of Issuance	251,407	98,018	147,966	109,400	256,600	222,600	0	1,085,991
Jefferson Ave. Water Supply Line			4,362,300					4,362,300
5 MG Storage Tank Cedar Hill & Supply Line (Cedar Hill & Dist. 6)			1,072,000	2,000,000	5,000,000			8,072,000
SCADA Improvements (Dist. 1)	185,000		750,000		700,000			1,635,000
42" Robinson Rd & Transfer Valve (Dist. 4)			534,000					534,000
Water Master Plan Up Order (All District)	267,350		500,000					767,350
36" Water from Cedar Hill South (Dist. 6)			330,000	2,970,000				3,300,000
Warrior Elevated Tank (Dist. 3)			300,000		2,700,000			3,000,000
South Dallas Supply Parallel (Dist. Not Applicable)				500,000				500,000
North Dallas Supply - Irving Contract (Dist. Not Applicable)	3,090,595				1,500,000	1,500,000		6,090,595
24" Water Line Egyptian Way to Hardrock (Dist. 1)					1,500,000			1,500,000
Beltline Pump Station Upgrade (Dist. 5)					930,000			930,000
12" & 16" Water Line at Forum & Mayfield (Dist. 4)					950,000			950,000
Pressure Plane Modifications (Various Districts)						330,000		330,000
30" Broad to Seaton (1sB) (Dist. 6)						250,000		250,000
6 MGD Pump Station & Water Line - US287 & SH 360 (Dist. 6)						8,000,000		8,000,000
Total Requests	\$16,908,965	\$12,841,518	\$9,046,266	\$7,079,400	\$14,586,600	\$12,852,600	\$1,500,000	\$74,815,349

**CITY OF GRAND PRAIRIE
CAPITAL PROJECTS BUDGET AND CAPITAL PROJECTS PLAN
PROPOSED WATER PROJECTS**

PROJECT DESCRIPTION	PRIOR 2009	PROPOSED 2009	2010	2011	2012	2013	2014 and beyond	CIP TOTAL
RESOURCES								
Cash Balance	6,001,493	1,532,500	0	0	0	0	0	7,533,993
Transfer from Water Wastewater Operating Fund 2009		668,366						
TIF #1 Reimbursement from Cash 12" Hunter Ferrell E. Water Line		1,000,000						1,000,000
TIF #2 Reimbursement for Sara Jane 20" Water Line		1,906,200						1,906,200
Revenue Bond Sale	10,656,065	4,841,982	7,398,300	5,470,000	12,830,000	11,130,000	0	52,326,347
Cost of Issuance	251,407	98,018	147,966	109,400	256,600	222,600	0	1,085,991
Impact Fees	0	5,337,223	1,500,000	1,500,000	1,500,000	1,500,000	1,500,000	12,837,223
Interest Earnings	0	489,018	0	0	0	0	0	489,018
GRAND TOTAL RESOURCES	\$16,908,965	\$15,873,307	\$9,046,266	\$7,079,400	\$14,586,600	\$12,852,600	\$1,500,000	\$77,847,138

**CITY OF GRAND PRAIRIE
CAPITAL PROJECTS BUDGET AND CAPITAL PROJECTS PLAN
PROPOSED WASTEWATER PROJECTS**

PROJECT DESCRIPTION	PRIOR 2009	PROPOSED 2009	2010	2011	2012	2013	2014 and beyond	CIP TOTAL
WWMP - Priority Overflow Projects (Various Districts)	2,600,000	1,500,000	1,500,000	1,500,000	1,500,000	1,500,000	1,500,000	11,600,000
Southwest Village Wastewater Line	53,382	600,000						653,382
FY 09 Wastewater Main Replacement Project (Various Districts)	2,250,601	500,000	50,000	500,000	50,000	500,000	500,000	4,350,601
FY 09 Infiltration/Inflow (Various Districts)	1,850,000	500,000	50,000	500,000	50,000	500,000	500,000	3,950,000
Nadine from Matthew to Prairie - Phase I (Dist. 6)		460,000						460,000
FY 09 Developer Participation (Districts not yet Determined)	1,787,500	150,000	150,000	150,000	150,000	150,000	150,000	2,687,500
Kingswood Lake Ridge to Garden Grove (Dist 6)		110,000						110,000
Cost of Issuance	47,295	0	31,746	54,081	22,483	38,810	30,810	225,226
Wastewater Master Plan (All CC Dist)	58,784		500,000					558,784
Extension to un-served areas			250,000	250,000	250,000	250,000	250,000	1,250,000
Heatherbrook to Corn Valley (Dist. 6)			25,000	250,000				275,000
Sandra from Matthew to Prairie - Phase II (Dist. 6)			434,000					434,000
Nadine from Prairie to Robinson - Phase III (Dist. 6)				419,000				419,000
Sandra from Prairie to Robinson - Phase IV (Dist. 6)					395,000			395,000
El Paso SW 23rd to Holland (Dist. 4)			40,000	400,000				440,000
Sheridan Ave A to Hardy (Dist. 3)					40,000	400,000		440,000
Total Requests	\$8,647,562	\$3,820,000	\$3,030,746	\$4,023,081	\$2,457,483	\$3,338,810	\$2,930,810	\$28,248,493
RESOURCES								
Cash Balance	2,975,506	1,782,500	0	0	0	0	0	4,758,006
Transfer from WWW Operating Fund	3,218,141	1,847,419	1,221,633	1,264,931	1,310,827	1,359,476	1,359,476	11,581,903
Revenue Bonds	2,364,743	0	1,587,286	2,704,069	1,124,173	1,940,524	1,540,524	11,261,319
Cost of Issuance	47,295	0	31,746	54,081	22,483	38,810	30,810	225,226
Interest Earnings	41,877	190,081	190,081	0	0	0	0	422,039
GRAND TOTAL RESOURCES	\$8,647,562	\$3,820,000	\$3,030,746	\$4,023,081	\$2,457,483	\$3,338,810	\$2,930,810	\$28,248,493

**CITY OF GRAND PRAIRIE
CAPITAL PROJECTS BUDGET
PROPOSED CAPITAL RESERVE PROJECTS**

PROJECT	PROPOSED
One-Time Capital Items	\$437,919
Total Requests	\$437,919
RESOURCES	
Prior Years Cash	\$282,572
Interest Earnings	173,319
Transfer to LIBR	0
Transfer from 341-interest	2,711
Transfer to Golf Capital Projects Fund in FY 08	(20,683)
GRAND TOTAL RESOURCES	\$437,919

**CITY OF GRAND PRAIRIE
CAPITAL PROJECTS BUDGET AND CAPITAL PROJECTS PLAN
5 YEAR SPENDING PLAN**

PROJECT DESCRIPTION	PRIOR 2009	PROPOSED 2009	2010	2011	2012	2013	2014 and beyond	CIP TOTAL
CO's - Equipment	0	500,000	0	0	0	0	0	500,000
CO's Bond Sale - FIRE	2,218,224	695,850	658,677	971,379	1,813,988	1,156,778	10,099,718	17,614,614
Bond Election 2001 - FIRE	21,776	0	5,683	0	0	0	0	27,459
Cost of Issuance - FIRE	44,800	13,917	13,287	19,428	36,280	23,136	201,994	352,841
CO's - GOLF	0	0	375,000	1,450,000	0	0	0	1,825,000
Cost of Issuance - GOLF	0	0	7,500	29,000	0	0	0	36,500
CO's - LAKE	0	1,400,000	0	0	0	0	0	1,400,000
Cost of Issuance - LAKE	0	25,000	0	0	0	0	0	25,000
CO's Bond Sale - LIBR	0	0	0	200,000	500,000	750,000	5,000,000	6,450,000
Cost of Issuance - LIBR	0	0	0	4,000	10,000	15,000	100,000	129,000
CO's Bond Sale - MFAC	900,000	1,525,000	1,490,000	1,330,000	200,000	240,000	3,406,250	9,091,250
Cost of Issuance - MFAC	18,000	38,500	29,800	26,600	4,000	4,800	68,125	189,825
CO's Bond Sale - POLC	0	0	600,118	0	0	0	0	600,118
Cost of Issuance - POLC	0	0	12,002	0	0	0	0	12,002
CO's Bond Sale - STRM	0	4,298,381	0	147,000	871,000	0	5,140,000	10,456,381
Bond Election 2001 - STRM	2,386,138	782,424	216,109	270,279	0	0	2,034,212	5,689,162
Cost of Issuance - STRM	47,723	101,616	4,322	8,346	17,420	0	143,484	322,911
CO's Bond Sale - STRT	16,062,095	5,907,025	4,579,972	5,617,112	2,525,000	6,055,000	33,267,025	74,013,229
Bond Election 2001 - STRT	13,273,396	8,025,622	8,727,027	495,314	0	1,080,271	3,169,233	34,770,863
Cost of Issuance - STRT	586,710	281,665	266,143	122,249	50,500	142,705	728,725	2,178,697
TOTAL PROPERTY TAX BACKED	35,558,862	23,595,000	16,985,641	10,690,706	6,028,188	9,467,690	63,358,767	165,684,852
Water/Wastewater Revenue Bonds	13,020,808	4,841,982	8,985,586	8,174,069	13,954,173	13,070,524	1,540,524	63,587,666
Cost of Issuance - Water/Wastewater	298,702	98,018	179,712	163,481	279,083	261,410	30,810	1,311,217
TOTAL	48,878,371	28,535,000	26,150,938	19,028,256	20,261,444	22,799,624	64,930,101	230,583,735

RESOLUTION NO. 4346

A RESOLUTION DETERMINING THE NECESSITY FOR ACQUISITION OF LAND, RIGHTS-OF-WAY AND EASEMENTS FOR STREETS, DRAINAGE IMPROVEMENTS, WATER AND WASTEWATER IMPROVEMENTS; AUTHORIZING AND DIRECTING THE CITY MANAGER'S OFFICE TO BEGIN NEGOTIATIONS FOR THE ACQUISITION OF LAND, RIGHTS-OF-WAY AND EASEMENTS FOR SAID STREETS, DRAINAGE IMPROVEMENTS, WATER AND WASTEWATER IMPROVEMENTS; AUTHORIZING AND DIRECTING THE CITY MANAGER'S OFFICE TO MAKE RELOCATION PAYMENTS TO ELIGIBLE OCCUPANTS OF PROPERTY ACQUIRED FOR STATE OR FEDERALLY FUNDED PROJECTS, AS REQUIRED; AUTHORIZING THE INSTITUTION OF CONDEMNATION PROCEEDINGS; TO BECOME EFFECTIVE UPON ITS PASSAGE AND APPROVAL

WHEREAS, there are located within the City of Grand Prairie, Texas certain streets, drainage facilities, water and wastewater lines (see section 2) which are in need of replacements or improvements; and

WHEREAS, the City of Grand Prairie, Texas in order to carry out said projects, must acquire land, rights-of-way and easements for said replacements and improvements,

NOW, THEREFORE, BE IT RESOLVED BY THE CITY COUNCIL OF THE CITY OF GRAND PRAIRIE, TEXAS:

SECTION 1: That it is hereby determined to be in the best interests of the City of Grand Prairie, Texas and its inhabitants to improve or replace the streets, drainage facilities, water and wastewater lines; and in order to carry out said replacements and improvements, it is necessary to acquire land, rights-of-way and easements from adjoining property owners.

SECTION 2: That the City Manager and his staff are hereby authorized and directed to negotiate for and acquire the property necessary for the following:

STORM DRAINAGE PROJECTS FUND

Miscellaneous Drainage Projects
City Wide Drainage Master Plan
Nadine from Matthew to Prairie

STREET PROJECTS FUND

Lynn Creek Pkwy – Lakeridge to SH 360 Phase I
Esplanade Road (Central Park)
Lakeridge
Southgate II Paving Repair
January Lane/Hill Street Extension to SH 161
Downtown/Parking Phase I
Freetown Road - From Cornvalley Rd to Carrier Phase I
High Accident Location Improvements
GSW Industrial District
Palace Connection to IH-30 off ramp
Residential sidewalks
IH30 Frontage Roads
Concrete Channel Repairs
School sidewalks
Railroad Crossings

WATER CAPITAL PROJECTS FUND

24" Line from Existing 30 & Broad S. to 287 (SH360)
36" Water - Lake Ridge Camp Wisdom to GSW
Central Park Water Well/Recirculation
Sara Jane 20" Water Line
Central Park 24" Water
Water Main Replacements
AMR Meter Change Out Project
Kingwood Lake Ridge to Garden Grove

WASTEWATER CAPITAL PROJECTS FUND

WWMP - Priority Overflow Projects
Southwest Village Wastewater Line
Wastewater Main Replacement Project
Infiltration/Inflow
Nadine from Matthew to Prairie – Phase I
Kingwood Lakeridge to Garden Grove

SECTION 3: That the City Manager and his staff are hereby authorized as negotiators for the City to offer to the property owners any amount up to, but not exceeding, the value of the tract or parcel of land that has been determined by appraisals of the same.

SECTION 4: That the City Manager and his staff are hereby authorized to make relocation payments to eligible occupants of property acquired for State or Federally funded projects requiring same in accordance with the Federal Uniform Relocation Assistance and Real Property acquisition Policies Act of 1970, as amended.

SECTION 5: That if negotiations for the purchase of the property referred to herein are unsuccessful, the City may institute condemnation proceedings to acquire said property.

PASSED AND APPROVED BY THE CITY COUNCIL OF THE CITY OF GRAND PRAIRIE, TEXAS, THIS THE 16th DAY OF SEPTEMBER, 2008.

ATTEST:

APPROVED:

for Lyndsey Cherry
City Secretary

Charles Fugand
Mayor

APPROVED AS TO FORM:

Donald R. Costello
City Attorney

RESOLUTION NO. 4347

RESOLUTION ACCEPTING THE 2009-2014 CAPITAL IMPROVEMENTS PLAN AND APPROVING THE DOCUMENT AS A PLANNING TOOL FOR FUTURE BOND SALES AND/OR ELECTIONS; TO BECOME EFFECTIVE UPON ITS PASSAGE AND APPROVAL

WHEREAS, the citizens of Grand Prairie have previously voted approval of bond issuance in 2001, for streets, storm drainage, public safety, water and wastewater; and

WHEREAS, the City Council desires a plan to develop and implement a well-planned Capital Improvements Plan (CIP) to coordinate these needed public investments; therefore

NOW THEREFORE, BE IT RESOLVED, BY THE CITY COUNCIL OF THE CITY OF GRAND PRAIRIE, TEXAS THAT:

SECTION 1: That the City Council accepts the 2009-2014 Capital Improvements Plan and approve this document as a planning tool to prepare for future bond sales and/or bond elections.

SECTION 2: That it is understood that acceptance of the 2009-2014 Capital Improvements Plan does not obligate Future City Councils to specifically approve the anticipated projects or bond sales or election amount, but rather the Document will serve as a tool to assist the city and private sector in planning for the City's infrastructure development.

PASSED AND APPROVED BY THE CITY COUNCIL OF THE CITY OF GRAND PRAIRIE, TEXAS, ON THIS THE 16th DAY OF SEPTEMBER, 2008.

ATTEST:

APPROVED:

for *Syndsey Cherry*
City Secretary

Charles E. Egan
Mayor

APPROVED AS TO FORM:

Donald R. Costello
City Attorney

ORDINANCE NO. 7840

AN ORDINANCE APPROVING THE FY 2008/2009 BUDGET SUBMITTED BY THE CITY MANAGER OF THE CITY OF GRAND PRAIRIE, TEXAS, AS REVISED BY THE CITY COUNCIL, AND ADOPTING IT AS THE BUDGET OF THE CITY OF GRAND PRAIRIE FOR THE FISCAL YEAR BEGINNING OCTOBER 1, 2008 AND AMENDING THE CURRENT BUDGET AS REFLECTED IN SECTION III

WHEREAS, the City Manager of the City of Grand Prairie has prepared a budget covering the operations of the City of Grand Prairie for the fiscal year 2008/2009 and has filed this budget with the City Secretary of the City of Grand Prairie, Texas; and

WHEREAS, the notice was given of the public hearing on the budget as required by law and fifteen (15) days have elapsed from the date of filing of this budget; and

WHEREAS, the hearing has been held in compliance with statute, and the several items within the budget carefully considered; and

WHEREAS, the City Council has revised the budget and has directed that certain modifications be made; therefore

BE IT ORDAINED BY THE CITY COUNCIL OF THE CITY OF GRAND PRAIRIE, TEXAS;

SECTION I

That the City Council of the City of Grand Prairie hereby adopts and approves the budget as prepared and assembled by the City Manager of the City of Grand Prairie, and filed with the City Secretary and as revised by this City Council; and the same shall be the budget of the City of Grand Prairie for the fiscal year beginning October 1, 2008 and ending September 30, 2009 and taxes shall be levied with reference to this budget and appropriations and expenditures governed thereby as follows:

SECTION II

<u>GENERAL FUND</u>	<u>APPROPRIATION</u>
Budget and Research	320,630
Building & Construction Mgmt.	96,536
City Council	157,302
City Manager	1,314,640
Environmental Services	1,957,121
Finance	1,839,842
Fire	22,266,989
Human Resources	867,591
Information Technology	3,663,053
Judiciary	357,126

SECTION II CONTINUED

<u>GENERAL FUND</u>	<u>APPROPRIATION</u>
Legal Services	770,377
Library	2,462,915
Management Services	295,940
Marketing	345,155
Municipal Court	1,696,296
Non-Departmental	12,202,321
Planning and Development	6,120,990
Police	33,530,536
Public Works	6,298,635
Transportation Services	1,012,534
TOTAL GENERAL FUND	\$97,576,519
<u>OTHER FUNDS</u>	<u>APPROPRIATION</u>
Airport Fund	2,001,148
Baseball Fund	896,691
Cable Operations	148,649
Cemetery Fund	663,992
Cemetery Prepaid Service Fees Fund	7,500
Crime Tax Fund	1,961,518
Employee Insurance Fund	13,209,062
Equipment Services Fund	5,496,420
Gas Fund	7,000,000
General Obligation Debt Service Fund	16,219,088
Hotel/Motel Building Fund	297,500
Hotel/Motel Tax Fund	1,239,927
Information Technology Fund	1,047,000
Juvenile Case Manager Fee Fund	151,370
Lake Parks	2,081,043
Municipal Court Building Security Fund	105,232
Municipal Court Judicial Efficiency Fund	22,280
Municipal Court Technology Fund	170,258
Municipal Golf Course Fund	2,731,598
Park Venue Fund	17,293,818
Police Seizure Fund	84,800
Pooled Investment Fund	8,113,673
Prairie Lakes Fund	375,000
Risk Management Fund	3,236,871
RJC Replacement Fund	60,000
Senior Active Adult Center Fund	758,085
Solid Waste Fund	10,461,674
Solid Waste Equipment Acquisition Fund	500,000
Storm Water Utility Fund	3,181,213
Street Maintenance Sales Tax Fund	7,853,016

SECTION II CONTINUED

OTHER FUNDS

	<u>APPROPRIATION</u>
Water and Wastewater Fund	47,688,002
Water and Wastewater Debt Service Fund	6,904,015

SECTION III

The Budget for 2007/2008 submitted by the City Manager, and adjusted by the Council, is hereby incrementally amended for the following funds:

OPERATING BUDGET

	<u>APPROPRIATION</u>
Airport Fund	463,663
Cable Fund	1,419
Cemetery Fund	8,015
Hotel/Motel Tax Fund	114,408
Gas Fund	6,120,210
General Obligation Debt Service Fund	513,279
Lake Parks Fund	527,695
Municipal Court Judicial Efficiency Fund	17,223
Police Seizure Fund	16,375
Pooled Investments Fund	1,128,014
Storm Water Utility Fund	34,859

PASSED AND APPROVED BY THE CITY COUNCIL OF THE CITY OF GRAND PRAIRIE, TEXAS, THIS THE 16th DAY OF SEPTEMBER, 2008.

ATTEST:

Lyndsey Cherry
 for City Secretary

APPROVED:

Charles E. England
 Mayor

APPROVED AS TO FORM:

Donald R. Bostick
 City Attorney

ORDINANCE NO. 7841

AN ORDINANCE APPROVING THE FY 2008/2009 CAPITAL IMPROVEMENTS PROJECT BUDGET SUBMITTED BY THE CITY MANAGER OF THE CITY OF GRAND PRAIRIE, TEXAS, AS REVISED BY THE CITY COUNCIL, AND ADOPTING IT AS THE CAPITAL PROJECTS BUDGET OF THE CITY OF GRAND PRAIRIE

WHEREAS, the City Manager of the City of Grand Prairie has prepared a budget providing the capital improvements project development for the City in 2008/2009; and

WHEREAS, the City Council has revised the budget and has directed certain modifications be made; and

WHEREAS, the appropriation for each project is based on an estimate of the cost even though the actual contract bid will vary; therefore

BE IT ORDAINED BY THE CITY COUNCIL OF THE CITY OF GRAND PRAIRIE, TEXAS;

SECTION I

That the City Council of the City of Grand Prairie hereby adopt the 2008/2009 Capital Improvements Project Budget as prepared and assembled by the City Manager of the City of Grand Prairie, that the following 2008/2009 appropriations are approved as follows:

A. Airport Capital Projects Fund	
Project Appropriations	\$ 1,350,000
B. Capital Reserve	
Project Appropriations	437,919
C. Equipment Acquisition	
Project Appropriations	275,000
D. Fire Capital Projects Fund	
Project Appropriations	709,767
E. Golf Capital Projects Fund	
Project Appropriations	50,000
F. Lake Park Projects Fund	
Project Appropriations	3,025,000


G. Municipal Facility Capital Projects Fund Project Appropriation	1,863,500
H. Parks Capital Projects Fund Project Appropriation	1,534,500
I. Solid Waste Capital Projects Fund Project Appropriations	666,500
J. Storm Drainage Capital Projects Fund Project Appropriations	7,196,616
K. Street/Signal Fund Project Appropriations	21,262,644
L. Water Capital Projects Fund Project Appropriations	12,841,518
M. Wastewater Capital Projects Fund Project Appropriations	3,820,000


The appropriations will be placed in the financial system when funds are available.

PASSED AND APPROVED BY THE CITY COUNCIL OF THE CITY OF GRAND PRAIRIE, TEXAS, THIS THE 16TH DAY OF SEPTEMBER, 2008.


ATTEST:

APPROVED:

for 
City Secretary


Mayor

APPROVED AS TO FORM:


City Attorney

**AN ORDINANCE OF THE CITY OF GRAND PRAIRIE, TEXAS,
ELECTING FOR THE CITY TO MAKE CURRENT SERVICE AND
PRIOR SERVICE CONTRIBUTIONS TO THE CITY'S ACCOUNT IN
THE MUNICIPAL ACCUMULATION FUND OF THE TEXAS
MUNICIPAL RETIREMENT SYSTEM AT THE ACTUARIALLY
DETERMINED RATE OF TOTAL EMPLOYEE COMPENSATION**

WHEREAS, the City of Grand Prairie (the "City"), is a participating municipality in the Texas Municipal Retirement System (the "System"), and has undertaken to provide certain retirement, death and disability benefits to its employees pursuant to Subtitle G, Title 8, Government Code, (hereinafter, the "TMRS Act"); and

WHEREAS, the City Council desires to authorize funding of such benefits as herein provided; now therefore,

NOW, THEREFORE, BE IT ORDAINED BY THE CITY COUNCIL OF THE CITY OF GRAND PRAIRIE, TEXAS:

SECTION 1. Pursuant to Section 855.407(g) of the TMRS Act, the City hereby elects to make future normal and prior service contributions to its account in the municipal accumulation fund of the System at such combined rate of the total compensation paid by the City to employees who are members of the System, as the System's actuary shall annually determine as the rate necessary to fund, within the amortization period determined as applicable to the City under the TMRS Act, the costs of all benefits which are or may become chargeable to or are to be paid out of the City's account in said accumulation fund, regardless of other provisions of the TMRS Act limiting the combined rate of City contributions.

SECTION 2. The provisions of the said ordinance shall become effective on the first day of January, 2009.

PASSED AND APPROVED BY THE CITY COUNCIL OF THE CITY OF GRAND PRAIRIE, TEXAS, THIS THE 16TH DAY OF SEPTEMBER, 2008.

ATTEST:

APPROVED:

Sydney Cherry
for City Secretary

Charles Fugand
Mayor

APPROVED AS TO FORM:

Donald R. Postell
City Attorney

AN ORDINANCE AMENDING CHAPTER 27, "VEHICLES FOR HIRE," OF THE CODE OF ORDINANCES OF THE CITY OF GRAND PRAIRIE, TEXAS, AMENDING ARTICLE III, "EMERGENCY MEDICAL SERVICE AND AMBULANCE SERVICES," SECTION 28-72, AMENDING FEES FOR RESIDENTIAL AND NON-RESIDENTIAL EMERGENCY MEDICAL TRANSPORT, MILEAGE AND RETURNED CHECK FEE BECOMING EFFECTIVE ON OCTOBER 1, 2008

BE IT ORDAINED BY THE CITY COUNCIL OF THE CITY OF GRAND PRAIRIE, TEXAS:

SECTION 1. That Article III of Chapter 27 of the Code of Ordinances of the City of Grand Prairie, Texas, is amended to read as follows:

Chapter 27

VEHICLES FOR HIRE; TRANSPORTATION

....

ARTICLE III. EMERGENCY MEDICAL SERVICE AND AMBULANCE SERVICES

Sec. 27-72. Provision of Emergency Services; Fees; Payments and Exceptions; Subscription Program; Auxiliary Ambulances.

(b) The following fees shall be assessed for emergency medical services:


- i. Base Rate. A base fee for emergency medical transportation for residents of five hundred dollars (\$550.00) and for non-residents of five hundred seventy-five dollars (\$650.00) shall be assessed per person per transport.
- ii. Medication and disposable supplies. A fee shall be assessed for medications and disposable supplies at a rate of cost to the city plus thirty percent (30%) used during the course of emergency medical care.
- iii. Returned check fee. A fee of twenty-five (\$25.00) shall be assessed for all checks returned to the city unpaid.

SECTION 2: That the terms and provisions of this ordinance shall be deemed to be severable and that if the validity of any section, subsection, sentence, clause or phrase of this ordinance should be declared to be invalid, the same shall not affect the validity of any other section, subsection, sentence, clause or phrase of this ordinance.

SECTION 3: All ordinances or parts of ordinances in conflict with this ordinance are hereby repealed.


PASSED AND APPROVED BY THE CITY COUNCIL OF THE CITY OF GRAND PRAIRIE, TEXAS, THIS THE 16TH DAY OF SEPTEMBER, 2008.

APPROVED:




Mayor

ATTEST:

for 

City Secretary

APPROVED AS TO FORM:



City Attorney

ORDINANCE NO. 7846

AN ORDINANCE AMENDING CHAPTER 26, "UTILITIES AND SERVICES" OF THE CODE OF ORDINANCES OF THE CITY OF GRAND PRAIRIE, TEXAS BY CHANGING VARIOUS SECTIONS OF ARTICLES II AND III THEREOF RELATING TO CHARGES FOR WATER AND WASTEWATER; REPEALING ALL ORDINANCES IN CONFLICT HEREWITH; AND TO BECOME EFFECTIVE OCTOBER 1, 2008.

NOW, THEREFORE, BE IT ORDAINED BY THE CITY COUNCIL OF THE CITY OF GRAND PRAIRIE, TEXAS;

SECTION 1: THAT Article II, Chapter 26 of the Code of Ordinances, Section 26-23, Section 26-25, Section 26-29 and Section 26-30, and that Article III, Chapter 26 of the Code of Ordinances, Section 26-32 are amended by changing the charges for provision of municipal utility services as set out herein which are to become effective October 1, 2008.

ARTICLE II. WATER SERVICE

Sec. 26-23. Water rates.

- (a) *Monthly charges.* The water rates to be charged and collected by the City from all customers obtaining service from the waterworks system of the city shall be and are hereby fixed as follows:

<i>Quantity</i>	<i>Classification</i>	<i>Rate</i>
Per 1,000 gallons, total usage 3,000 gallons or less	Residential	1.87
Per 1,000 gallons, if total usage more than 3,000 gallons, up to and including 20,000 gallons	Residential	2.80
Per 1,000 gallons, all quantities over 20,000 gallons	Residential	4.50
Per 1,000 gallons	Commercial	2.50
Per 1,000 gallons	Industrial	2.50
Per 1,000 gallons	Governmental	2.40

Minimum Charges Based on Meter Size

5/8" or 3/4"	6.46
1"	8.62
1 1/4"	9.71
1 1/2"	10.79
2"	17.82
3"	59.67
4"	75.90
6"	113.77
8"	157.05
10"	164.63
12"	174.17

- (b) *Minimum charge.* A meter charge as applicable per month for water services furnished shall be made for the first water connection made to quarters upon any premises and a unit charge of two dollars and thirty-five cents (\$2.35) per month shall be made for each additional unit on such premises. The Director of Public Works shall determine whether or not additional units exist on any premises.

Sec. 26-24 Billing; delinquency; service restoration charges.

No change.

Sec. 26-25. Water service rates at building construction sites (not taken through a fire hydrant).

Until such time that a water meter may be installed to accurately measure all water usage at any construction site, the builder or developer shall pay the following charge per month or part thereof based on the square footage of construction per structure. Charges begin on the date the taps fees are paid and billed each month until the permanent meter is installed.

<i>Square Feet</i>	<i>Amount</i>
Less than 2,500	29.92
2,500 to 7,499	59.82
7,500 to 19,999	143.55
20,000 to 49,999	430.67
50,000 to 99,999	741.71
Over 100,000	1,106.60

Sec. 26-26. Storm Water utility fees.

No change.

Sec. 26-27. Water tap and impact fee installment payments.

No change.

Sec. 26-28. Service rate classification.

No change.

Sec. 26-29. Raw water rates.

Untreated water taken from the city's contracted water rights in Joe Pool Lake shall be metered by a meter approved by the director of public works or designee and charged at five dollars and no cents (\$5.00) per one thousand (1,000) gallons and a monthly administration fee of fifty-nine dollars and sixty-seven cents (\$59.67).

(Ord. No. 7585; § 1, 5-15-07)

Sec. 26-30. Water taken from fire hydrants.

Water taken from the city's fire hydrants, other than that used by the various municipal Departments for authorized purposes such as fire fighting, street cleaning and system flushing, shall be metered by an approved meter obtained from the public works department, possessing a City of Grand Prairie logo and backflow prevention device. A refundable deposit of one thousand dollars (\$1,000) shall be charged. Water taken from fire hydrants shall be charged at a rate of five dollars and no cents (\$5.00) per one thousand (1,000) gallons and a monthly administration fee of fifty-nine dollars and sixty-seven cents (\$59.67).

(Ord. No. 7585, § 1, 5-15-07)

ARTICLE III. SEWER SERVICE

DIVISION 1. GENERALLY

Sec. 26-32. Service charges.

- (a) *Monthly charges.* The wastewater service rates to be charged and collected by the City from all customers obtaining services from the wastewater system of the City shall be and are hereby fixed as follows:

Wastewater rates per month:

<i>Quantity</i>	<i>Classification</i>	<i>Rate</i>
Per 1,000 gallons	Residential	2.76
Per 1,000 gallons	Commercial	3.25
Per 1,000 gallons	Industrial	3.25

Per 1,000 gallons	Government	2.91
-------------------	------------	------

Minimum Charges Based on Meter Size

5/8" or 3/4"	5.55
1"	5.96
1 1/4"	6.28
1 1/2"	6.68
2"	7.09
3"	8.42
4"	13.78
6"	21.81
8"	29.84
10"	43.24
12"	50.62

- (1) *Residential*: Gallons of wastewater shall be based on average water usage during the months of November, December, January and February of each fiscal year (cold months' usage). For customers with all four months billing history, the highest usage month may be dropped for the purpose of computing the winter average. Customers moving within or into the City will be billed at eighty (80) percent of their current water consumption until a cold weather months' average is established. Those persons who reside in single family residences shall pay a maximum of thirty-eight dollars and sixty-seven cents (\$38.67) until usage is established. Wastewater billing shall be the lower of the current month's usage or cold months' usage.
- (2) *Commercial/industrial/governmental*: Gallons of wastewater shall be billed based on water consumption multiplied by a factor of eighty hundredths (0.80), unless the Director of Public Works determined that an unusual condition exists that would cause wastewater discharges to be unusually high. In such cases, the director may require that a wastewater meter be installed at the customer's expense or otherwise arrive at an equitable billing arrangement.
- (3) *Connection to quarters on premises*: A minimum charge of three dollars and eleven cents (\$3.11) per month shall be made for each connection made to quarters upon premises.
- (4) *Additional units*: In all cases where more than one (1) unit, whether residential, commercial, industrial, or governmental, is supplied with water measured through a single meter, and the wastewater service charges made in connection therewith, not less than the minimum charge shall be made for each unit supplied water through such meter. The Director of Public Works shall determine whether or not additional units exist on any premises.
- (5) *When city does not supply water*: The charges set forth above are based upon the amount of water used as measured by a single meter in increments of one thousand (1,000) gallons. Where the water is furnished to single-family residential customers by a source other than the city, the monthly charge for wastewater service shall be a flat rate of twenty-two dollars and eleven cents (\$22.11). All other customer classes connected to the sanitary sewer who have a source of water supply must have a meter approved and tested by the Public Works Department on that source of

water supply, and the volume charge as set forth hereinbefore shall be based on the sum of the volumes delivered by all sources of supply.

(b) *Reserved.*

(c) *Reserved.*

(d) *Outside city:* The rates to be charged for sewer service to all persons, firms or corporations by the City at locations outside the City limits of said City shall be negotiated under a separate contract.

Cross references: Industrial waste charges, § 26-57.

SECTION 2: That if any section, subsection, sentence, clause or phrase of this ordinance is for any reason held unconstitutional by any court of competent jurisdiction, such shall be deemed a separate, distinct and independent provision and such holding shall not affect the validity of the remaining portions thereof.


SECTION 3: That all ordinance or parts of ordinances in conflict with this ordinance are hereby repealed.


SECTION 4: That this ordinance be in full force and effect from and after October 1, 2008.

PASSED AND APPROVED BY THE CITY COUNCIL OF THE CITY OF GRAND PRAIRIE, TEXAS, THIS THE 16TH DAY OF SEPTEMBER, 2008.


ATTEST:

APPROVED:


for City Secretary


Mayor

APPROVED AS TO FORM:


City Attorney

AN ORDINANCE AMENDING CHAPTER 13, "HEALTH AND SANITATION," OF THE CODE OF ORDINANCES OF THE CITY OF GRAND PRAIRIE, TEXAS BY AMENDING ARTICLE XIX, "GAS DRILLING AND PRODUCTION," SECTION 13-505, "GAS WELL PERMIT APPLICATION AND FILING FEES," RELATING TO THE INCREASE IN ANNUAL WELL PERMIT FEES; MAKING THIS ORDINANCE CUMULATIVE; CONTAINING A SAVINGS CLAUSE; PROVIDING A SEVERABILITY CLAUSE; REPEALING ALL ORDINANCES OR PARTS OF ORDINANCES IN CONFLICT HEREWITH; AND TO BECOME EFFECTIVE SEPTEMBER 16, 2008

BE IT ORDAINED BY THE CITY COUNCIL OF THE CITY OF GRAND PRAIRIE, TEXAS:

SECTION 1: That Chapter 13-505 (b) of the official code of the City of Grand Prairie, Texas is hereby amended to read as follows:

Sec. 13-505. Gas well permit application and filing fees.

(b) Every application for a gas well permit shall be accompanied by the appropriate permit fee.-The following permit and annual fees shall apply:

New gas well permit	5,000.00
Blanket gas well permit	3,000.00/each
additional well	
Amended permit	600.00
Re-work fee	800.00
(If required per Sec. 13-504 (e))	
Operator transfer	600.00
Annual fee (per permitted well).....	\$1,000.00 \$2,000.00

SECTION 2: That if any section, subsection, sentence, clause, phrase or portion of this ordinance is for any reason held invalid or unconstitutional by any court of competent jurisdiction, such shall be deemed a separate, distinct, and independent provision and such holding shall not affect validity of the remaining portions thereof.

SECTION 3: That all ordinances or parts of ordinances in conflict with this ordinance are hereby repealed.

SECTION 4: All of the regulations provided in this ordinance are hereby declared to be governmental and for the health, safety and welfare of the general public. Any member of the City Council or any City official or employee charged with the enforcement of this ordinance, acting for the City of Grand Prairie, Texas, in the discharge of his duties, shall not thereby render himself personally liable; and he is hereby relieved from all personal liability for any damage that might accrue to persons or property as a result of any act required or permitted in the discharge of said duties.

SECTION 5: That this ordinance shall be in full force and effect from and after its passage and approval effective September 16, 2008.

PASSED AND APPROVED BY THE CITY COUNCIL OF THE CITY OF GRAND PRAIRIE, TEXAS, THIS THE 16th DAY OF SEPTEMBER, 2008.

ATTEST:

APPROVED:

Syndsey Cherry
for City Secretary

Charles E. Egan
Mayor

APPROVED AS TO FORM:

Donald Hostell
City Attorney

AN ORDINANCE AMENDING THE "UTILITIES AND SERVICES" CHAPTER OF THE CODE OF ORDINANCES OF THE CITY OF GRAND PRAIRIE, TEXAS BY THE AMENDMENT OF ARTICLE VI RELATING TO THE REGULATION OF GARBAGE COLLECTION AND DISPOSAL WITHIN THE CITY; MAKING THIS ORDINANCE CUMULATIVE; CONTAINING A SAVINGS CLAUSE; PROVIDING A SEVERABILITY CLAUSE; REPEALING ALL ORDINANCES OR PARTS OF ORDINANCES IN CONFLICT HEREWITH; AND TO BECOME EFFECTIVE UPON ITS PASSAGE, APPROVAL AND PUBLICATION

WHEREAS: the City has an interest in protecting public health through the proper collection and disposal of solid waste; and

WHEREAS, the City has the authority to regulate residential and commercial solid waste collection rates;

BE IT ORDAINED BY THE CITY COUNCIL OF THE CITY OF GRAND PRAIRIE, TEXAS:

SECTION 1: That Chapter 26, Article VI, Section 26-113 of the official code of the City of Grand Prairie, Texas is hereby amended to read as follows:

Sec 26-113 Residential Fees

The collection and removal of garbage and trash in disposable containers from premises used for residential purposes shall be made two (2) times each week (and collection of recyclables shall be made one (1) time each week). The fair and reasonable charge for such service is hereby determined to be thirteen dollars and eighty-nine cents (\$13.89) per residential unit for each calendar month, and the charges shall accrue for each month or portion thereof during which the service is available and provided to the customer. Eligible for a one dollar (\$1.00) discount are water account customers aged sixty-five (65) and older with the account in the senior citizen's name and certified by ad valorem tax exemption, and permanently disabled customers eligible for transportation with city services for the disabled with the account in the disabled citizen's name. When a customer has an active water bill account with the city, the charges shall be due and payable simultaneously with charges for water service.

Non-senior citizen residents and certified senior and disabled citizens with an active account who opted out of the recycling program prior to July 31, 2000 shall be charged a fee of eleven dollars and eighty-nine cents (11.89) per residential unit for each calendar month, and the charges shall accrue for each month or portion thereof during which the service is available and provided to the customer. When a customer has an active water bill account with the city, the charges shall be due and payable simultaneously with charges for water service

SECTION 2: That Chapter 26, Article VI, Section 26-115 of the official code of the City of Grand Prairie, Texas is hereby amended to read as follows:

Sec 26-115 Commercial Fees

(a) *Charges-Disposable containers.* Fair and reasonable charges for the collection and removal of garbage and trash from the premises of commercial, institutional and industrial customers, when the garbage and trash is in approved containers (disposable plastic bags), are hereby determined to be twenty dollars and fifty-four cents (\$20.54) for the first cubic yard or portion thereof and nine dollars and eighty-two cents (\$9.82) for each additional cubic yard per month.

(b) *Charges-Commercial-type containers.* As an alternative to the collection methods and charges provided in subsection (c) above, commercial, institutional and industrial customers may dispose of garbage and trash by means of approved commercial-type, portable containers. Additionally, multifamily residential complexes may employ commercial type containers for garbage and trash collections in the same manner as commercial, institutional and industrial customers. For the purposes of this section only, town homes organized as nonprofit homeowner associations and consisting of a minimum of four hundred (400) dwelling units may be considered multifamily residential complexes when such nonprofit status has been verified by the city attorney and the finance director upon submittal by the nonprofit homeowners association of a full financial disclosure statement showing detailed revenues and expenses to demonstrate the nonprofit status of the association. "Town homes" means two (2) or more adjoining single-family attached dwelling in which there is a separate, real property interest in each dwelling unit and the common areas are owned by the nonprofit homeowners association or by each dwelling unit owner through an undivided interest in common with all other dwelling unit owners.

(c) The fair and reasonable charges for commercial service are determined to be as following:

Two (2) cubic yard

Dumps per week

1	64.22
2	95.47
3	131.44
4	150.92
5	210.42
6	273.47
Extra.....	17.80

Four (4) cubic yards

1	95.47
2	141.54
3	194.61
4	248.90
5	304.40

6	397.49
Extra.....	25.01

Eight (8) cubic yard

1	141.54
2	238.35
3	292.76
4	380.19
5	480.49
6	607.94
Extra.....	41.80

Front Loader Packers

Four (4) cubic yards

1	124.19
2	248.38
3	371.40
4	499.14
5	622.16
6	746.35
Extra.....	27.10

Five (5) cubic yards:

1	154.94
2	311.11
3	466.05
4	622.16
5	777.10
6	933.27
Extra.....	35.68

Six (6) cubic yard:

1	185.70
2	372.62
3	560.65
4	746.35
5	933.27
6	1,120.13
Extra.....	40.71

Eight (8) cubic yards:

1	245.69
2	493.78
3	738.30
4	985.22
5	1,233.30
6	1,477.83
Extra.....	57.14

Roll-offs:

Fifteen (15) cubic yards, roll-off:

Per pickup	104.73
Lease Charge, per month	94.13

Thirty (30) cubic yards, roll-off (open top)

Per pickup	104.73
Lease Charge per month	140.03

Thirty (30) cubic yards, roll-off (closed top)

Per Pick-up.....	104.73
Lease Charge, per month	237.65

Thirty (30) cubic yards, packer:

Per pickup	104.73
Lease charge, per month	Variable

Forty (40) cubic yards, roll-off (open top)

Per pickup	104.73
Lease charge per month	171.77

Forty Two (42) cubic yards, Packer

Per pickup	104.73
Lease charge per month (receiver body only)	256.52

Carts, per pickup	11.77
-------------------------	-------

Additional Charges:

Container with casters, per month	3.55
Container inside fence/container-pickup	1.17
Mileage (south of I-20)	
Front Loaders, per month	11.77
Roll-off per trip.....	12.93

Containers that have been burned

Yards	Fee	Yards	Fee
2	51.78	15	119.99
4	68.27	30	176.49
8	87.08	40	238.87
12	109.45	42	284.72

(d) *Obstruction charge.* The charge for an extra pickup will be assessed to all commercial accounts that have obstructions in front of containers on the day of pickup that result in return - trips, and also the same charge shall apply for containers being picked up for past-due billings.

(e) *Placement charge – Commercial-type containers.* There shall be a charge of ~~forty-six~~ fifty-one dollars and seventy-eight cents (\$51.78) for the original placement of a container and such charge shall apply if the container must be removed and replaced as result of nonpayment of the customer's bill.

(f) *Deposit.* There shall be a customer deposit for service in the amount of one (1) month's bill for service as determined by the agreement between customer and collector to provide service pursuant to this chapter.

(g) *Landfill fees.* Landfill fees for roll-off containers shall be thirty-five dollars and twenty-two cents (\$35.22) per ton, unless modified by a contract with the city.

SECTION 3: That if any section, subsection, sentence, clause, phrase or portion of this ordinance is for any reason held invalid or unconstitutional by any court of competent jurisdiction, such shall be deemed a separate, distinct, and independent provision and such holding shall not affect validity of the remaining portions thereof.

SECTION 4: That all ordinances or parts of ordinances in conflict with this ordinance are hereby repealed.


SECTION 5: All of the regulations provided in this ordinance are hereby declared to be governmental and for the health, safety and welfare of the general public. Any member of the City Council or any City official or employee charged with the enforcement of this ordinance, acting for the City of Grand Prairie, Texas, in the discharge of his duties, shall not thereby render himself personally liable; and he is hereby relieved from all personal liability for any damage that might

accrue to persons or property as a result of any act required or permitted in the discharge of said duties.

SECTION 6: That this ordinance shall be in full force and effect from and after its passage and approval.


PASSED AND APPROVED BY THE CITY COUNCIL OF THE CITY OF GRAND PRAIRIE, TEXAS, THIS THE 16th DAY OF SEPTEMBER, 2008.

APPROVED:




Mayor

ATTEST:



for City Secretary

APPROVED AS TO FORM:



City Attorney

ORDINANCE NO. 7849

AN ORDINANCE OF THE CITY OF GRAND PRAIRIE, TEXAS, ADOPTING AND LEVYING THE AD VALOREM TAX OF THE CITY OF GRAND PRAIRIE, TEXAS, FOR THE YEAR 2008, ON ALL TAXABLE PROPERTY WITHIN THE CORPORATE LIMITS OF THE CITY ON JANUARY 1, 2008, NOT EXEMPT BY LAW; PROVIDING REVENUES FOR PAYMENT OF CURRENT MUNICIPAL EXPENSES, AND FOR INTEREST AND SINKING FUND ON OUTSTANDING CITY OF GRAND PRAIRIE BONDS; PROVIDING FOR A SEVERABILITY CLAUSE; AND PROVIDING AN EFFECTIVE DATE

WHEREAS, after notice of two public hearings on a tax increase were published and posted on the home page of the City's website as required by statute, on August 26, 2008 and September 2, 2008, the city Council held two public hearings on a proposal to adopt a tax rate of \$.669998 per \$100 valuation which would increase total tax revenues from property on the tax roll by .05 percent and the statement showing the effect of the proposed tax increase was included on the homepage of the City's website any additional notices and actions were completed, as required by state law; and

WHEREAS, at the end of both public hearings, the City council approved by minute order the meeting date at which it would vote on the tax rate and announcing that it would vote on the tax rate at its Regular City Council Meeting scheduled for September 16, 2008;

WHEREAS, after the public hearings and before the September 16, 2008 meeting, the city Council recorded its vote and published a Notice of Tax Revenue Increase in accordance with the law; and

WHEREAS, the City Council deems it in the public interest to adopt a tax rate for the 2008 tax year;

NOW, THEREFORE, BE IT ORDAINED BY THE CITY COUNCIL OF THE CITY OF GRAND PRAIRIE, TEXAS:

SECTION 1. THAT by authority of the Charter of the City of Grand Prairie, Texas, and the Laws of the State of Texas, there is hereby levied for the year 2008, on all taxable property situated within the corporate limits of the City of Grand Prairie on January 1, 2008, and not exempt by the constitution and laws of the State of Texas or municipal ordinance, a tax of \$.669998 on each \$100 assessed value of all taxable property. This tax is expected to increase total revenue from properties on the tax roll by .05% over 2007 tax revenues.

SECTION 2. THAT this tax rate will raise more taxes for maintenance and operations than last year's tax rate. The tax rate will raise taxes for Maintenance and Operations on a \$100,000 home by approximately \$15.36.

SECTION 3. THAT of the total tax, \$.484892 of each \$100 of assessed value shall be distributed to the General Fund of the City to fund maintenance and operation expenditures of the City.

SECTION 4. THAT of the total tax, \$.185106 of each \$100 of assessed value shall be distributed to pay the City's debt service as provided by Section 26.04(e)(3) of the Texas Property Tax Code.

SECTION 5. THAT ad valorem taxes levied by this ordinance shall be due and payable on October 1, 2008 and shall become delinquent on the first day of February, 2009.


SECTION 6. THAT for enforcement of the collection of taxes hereby levied, the City of Grand Prairie shall have available all rights and remedies provided by law.


SECTION 7. THAT if any section, subsection, paragraph, sentence, clause, phrase or word in this ordinance, or the application thereof to any person or circumstance is held invalid by any court of competent jurisdiction, such holding shall not affect the validity of the remaining portions of this ordinance and the City Council of the City of Grand Prairie, Texas, hereby declares it would have enacted such remaining portions despite any such invalidity.

PASSED AND APPROVED BY THE CITY COUNCIL OF THE CITY OF GRAND PRAIRIE, TEXAS, THIS THE 16TH DAY OF SEPTEMBER, 2008.


ATTEST:

APPROVED:


for City Secretary


Mayor

APPROVED AS TO FORM:


City Attorney

ORDINANCE NO. 7850

**AN ORDINANCE OF THE CITY OF GRAND PRAIRIE, TEXAS,
APPROVING THE 2008 TAX ROLLS; AND PROVIDING AN
EFFECTIVE DATE**

WHEREAS, the proposed budget for 2008/2009 has been considered by the City Council; and,

WHEREAS, it is necessary to fund the budget; and,

WHEREAS, a certified tax roll has been received from the Dallas Central Appraisal District, Tarrant Appraisal District, and Ellis Central Appraisal District

NOW, THEREFORE, BE IT ORDAINED BY THE CITY COUNCIL OF THE CITY OF GRAND PRAIRIE, TEXAS THAT:

SECTION 1. The City Council hereby approves the 2008 tax rolls of the city of Grand Prairie, Texas which will result in a tax levy in the amount of \$65,375,589 based on the Certified Appraisal Roll as approved by the Dallas Central Appraisal District, Tarrant Appraisal District and Ellis Central Appraisal District.

SECTION 2. This ordinance shall become effective immediately upon its passage and approval.

PASSED AND APPROVED BY THE CITY COUNCIL OF THE CITY OF GRAND PRAIRIE, TEXAS, THIS THE 16TH DAY OF SEPTEMBER, 2008.

ATTEST:

APPROVED:

for *Lyndsey Cherry*
City Secretary

Chala Euzand
Mayor

APPROVED AS TO FORM:

Donald R. Postell
City Attorney

CITY OF GRAND PRAIRIE
AIRPORT

YEAR	PRINCIPAL	INTEREST	TOTAL
9/30/2008	95,000	105,928	200,928
9/30/2009	95,000	102,353	197,353
9/30/2010	100,000	98,298	198,298
9/30/2011	105,000	94,073	199,073
9/30/2012	110,000	89,476	199,476
9/30/2013	115,000	83,035	198,035
9/30/2014	120,000	78,260	198,260
9/30/2015	125,000	72,973	197,973
9/30/2016	130,000	67,073	197,073
9/30/2017	140,000	60,660	200,660
9/30/2018	145,000	53,891	198,891
9/30/2019	150,000	46,979	196,979
9/30/2020	160,000	39,710	199,710
9/30/2021	170,000	31,830	201,830
9/30/2022	175,000	23,375	198,375
9/30/2023	185,000	14,375	199,375
9/30/2024	195,000	4,875	199,875
Total	\$ 2,220,000.00	\$ 961,233.75	\$ 3,181,233.75

1. Fiscal year 2008 not included in totals.

CITY OF GRAND PRAIRIE
BASEBALL

YEAR	PRINCIPAL	INTEREST	TOTAL
09/30/08	0.00	625,193.09	625,193.09
09/30/09	0.00	896,691.28	896,691.28
09/30/10	0.00	896,691.28	896,691.28
09/30/11	1,495,000.00	896,691.28	2,391,691.28
09/30/12	1,580,000.00	817,133.22	2,397,133.22
09/30/13	1,665,000.00	733,051.78	2,398,051.78
09/30/14	1,755,000.00	644,446.98	2,399,446.98
09/30/15	1,855,000.00	551,052.72	2,406,052.72
09/30/16	1,955,000.00	452,336.86	2,407,336.86
09/30/17	2,065,000.00	348,299.38	2,413,299.38
09/30/18	2,180,000.00	238,408.12	2,418,408.12
09/30/19	2,300,000.00	122,397.04	2,422,397.04
Total	16,850,000.00	7,222,393.03	24,072,393.03

CITY OF GRAND PRAIRIE
CEMETERY

YEAR	PRINCIPAL	INTEREST	TOTAL
9/30/2008	105,000	162,210	267,210
9/30/2009	110,000	158,710	268,710
9/30/2010	110,000	154,585	264,585
9/30/2011	115,000	150,085	265,085
9/30/2012	120,000	145,385	265,385
9/30/2013	125,000	140,391	265,391
9/30/2014	130,000	135,003	265,003
9/30/2015	140,000	129,058	269,058
9/30/2016	145,000	122,573	267,573
9/30/2017	150,000	115,713	265,713
9/30/2018	160,000	108,388	268,388
9/30/2019	165,000	100,669	265,669
9/30/2020	175,000	92,375	267,375
9/30/2021	185,000	83,375	268,375
9/30/2022	195,000	73,875	268,875
9/30/2023	200,000	64,000	264,000
9/30/2024	215,000	53,625	268,625
9/30/2025	225,000	42,625	267,625
9/30/2026	235,000	31,125	266,125
9/30/2027	245,000	19,125	264,125
9/30/2028	260,000	6,500	266,500
Total	\$ 3,405,000.00	\$ 1,927,182.00	\$ 5,332,182.00

1. Fiscal year 2008 not included in totals.

CITY OF GRAND PRAIRIE
CRIME TAX

YEAR	PRINCIPAL	INTEREST	TOTAL
09/30/08	0.00	130,156.25	130,156.25
09/30/09	0.00	1,912,770.00	1,912,770.00
09/30/10	0.00	1,898,685.54	1,898,685.54
09/30/11	2,080,000.00	1,898,685.54	3,978,685.54
09/30/12	2,330,000.00	1,834,895.09	4,164,895.09
09/30/13	2,600,000.00	1,753,105.59	4,353,105.59
09/30/14	2,890,000.00	1,667,742.19	4,557,742.19
09/30/15	3,200,000.00	1,573,166.52	4,773,166.52
09/30/16	3,545,000.00	1,472,747.50	5,017,747.50
09/30/17	3,890,000.00	1,353,319.73	5,243,319.73
09/30/18	4,240,000.00	1,226,954.90	5,466,954.90
09/30/19	4,650,000.00	1,094,463.15	5,744,463.15
09/30/20	5,085,000.00	951,760.13	6,036,760.13
09/30/21	5,550,000.00	790,263.33	6,340,263.33
09/30/22	6,045,000.00	616,836.61	6,661,836.61
09/30/23	6,565,000.00	427,942.12	6,992,942.12
09/30/24	7,130,000.00	223,409.04	7,353,409.04
Total	59,800,000.00	20,696,746.98	80,496,746.98

1. Fiscal year 2008 not included in totals.

CITY OF GRAND PRAIRIE
GOLF

YEAR	PRINCIPAL	INTEREST	TOTAL
9/30/2008	309,922	314,836	624,758
9/30/2009	323,919	310,584	634,503
9/30/2010	338,919	297,487	636,406
9/30/2011	320,316	285,510	605,826
9/30/2012	347,972	274,412	622,384
9/30/2013	360,733	261,900	622,633
9/30/2014	408,057	247,973	656,030
9/30/2015	431,102	232,829	663,932
9/30/2016	450,145	216,669	666,813
9/30/2017	469,151	199,455	668,607
9/30/2018	489,155	181,214	670,368
9/30/2019	518,481	152,947	671,428
9/30/2020	532,880	122,180	655,060
9/30/2021	554,875	97,883	652,758
9/30/2022	581,869	72,440	654,309
9/30/2023	608,864	45,388	654,252
9/30/2024	640,858	16,250	657,108
9/30/2025	10,000	900	10,900
9/30/2026	15,000	338	15,338
Total	7,402,298	3,016,358	10,418,655

1. Fiscal year 2008 not included in totals.

CITY OF GRAND PRAIRIE
PARKS VENUE

YEAR	PRINCIPAL	INTEREST	TOTAL
9/30/2008	935,000	1,367,547	2,302,547
9/30/2009	985,000	1,321,434	2,306,434
9/30/2010	1,035,000	1,273,710	2,308,710
9/30/2011	1,090,000	1,223,509	2,313,509
9/30/2012	1,140,000	1,171,039	2,311,039
9/30/2013	1,200,000	1,117,168	2,317,168
9/30/2014	1,255,000	1,061,418	2,316,418
9/30/2015	1,325,000	1,003,519	2,328,519
9/30/2016	1,380,000	943,306	2,323,306
9/30/2017	1,455,000	879,119	2,334,119
9/30/2018	1,525,000	810,549	2,335,549
9/30/2019	1,600,000	738,071	2,338,071
9/30/2020	1,675,000	661,839	2,336,839
9/30/2021	1,765,000	581,172	2,346,172
9/30/2022	1,860,000	495,381	2,355,381
9/30/2023	1,955,000	404,400	2,359,400
9/30/2024	2,060,000	307,856	2,367,856
9/30/2025	2,165,000	205,800	2,370,800
9/30/2026	2,200,000	100,122	2,300,122
9/30/2027	935,000	23,375	958,375
Total	28,605,000.00	14,322,785.86	42,927,785.86

1. Fiscal year 2008 not included in totals.

CITY OF GRAND PRAIRIE
WATER WASTEWATER

YEAR	PRINCIPAL	INTEREST	TOTAL
09/30/08	3,670,000	2,622,288.93	6,292,289
09/30/09	3,630,000	2,630,012.54	6,260,013
09/30/10	3,765,000	2,491,795.66	6,256,796
09/30/11	3,595,000	2,350,798.78	5,945,799
09/30/12	3,505,000	2,210,900.03	5,715,900
09/30/13	3,640,000	2,068,653.78	5,708,654
09/30/14	3,465,000	1,926,682.53	5,391,683
09/30/15	3,520,000	1,785,017.53	5,305,018
09/30/16	3,305,000	1,644,487.53	4,949,488
09/30/17	3,445,000	1,502,538.78	4,947,539
09/30/18	3,605,000	1,351,976.90	4,956,977
09/30/19	3,765,000	1,193,119.40	4,958,119
09/30/20	3,650,000	1,032,741.28	4,682,741
09/30/21	3,815,000	870,459.40	4,685,459
09/30/22	3,990,000	698,873.15	4,688,873
09/30/23	3,635,000	530,603.14	4,165,603
09/29/24	3,560,000	371,756.88	3,931,757
09/29/25	3,000,000	226,904.38	3,226,904
09/30/26	1,955,000	117,087.50	2,072,088
09/30/27	1,645,000	36,700.00	1,681,700
Total	64,490,000	25,041,109	89,531,109

1. Fiscal year 2008 not included in totals.

**CITY OF GRAND PRAIRIE
FINANCIAL MANAGEMENT POLICIES
March 18, 2008**

Prepared by the Finance Department

FINANCIAL MANAGEMENT POLICIES

Table of Contents

	<u>Page No.</u>
I. Purpose Statement	1
II. Accounting, Auditing and Financial Reporting	1
A. Accounting	
B. Funds	
C. External Auditing	
D. External Auditors Responsible to City Council	
E. External Auditors Rotation	
F. Internal Auditing	
G. External Financial Reporting	
H. Internal Financial Reporting	
III. Internal Controls	2
A. Written Procedures	
B. Internal Audit	
C. Department Managers Responsible	
IV. Operating Budget	3
A. Preparation	
B. Balanced Budgets	
C. Planning	
D. Reporting	
E. Control	
F. Performance Measures and Productivity Indicators	
V. Capital Budget and Program	4
A. Preparation	
B. Control	
C. Program Planning	
D. Alternate Resources	
E. Debt Financing	
F. Street Maintenance	
G. Water/Wastewater Main Rehabilitation and Replacement	
H. General Government Capital Reserve	
I. Water and Wastewater Capital Reserve	
J. Reporting	

FINANCIAL MANAGEMENT POLICIES

Table of Contents

	<u>Page No.</u>
VI. Revenue Management	5
A. SimpliCity	
B. Certainty	
C. Equity	
D. Administration	
E. Revenue Adequacy	
F. Cost/Benefit of Abatement	
G. Diversification and Stability	
H. Non-recurring Revenues	
I. Property Tax Revenues	
J. Park and Recreation Venue Sales Tax Revenue	
K. Employee Insurance Fund	
L. User-Based Fees	
M. Impact Fees	
N. In-Lieu-of-Property Tax	
O. General and Administrative Charges	
P. Utility Rates	
Q. Interest Income	
R. Revenue Monitoring	
VII. Expenditure Control	8
A. Appropriations	
B. Vacancy Savings and Contingency Account	
C. Contingency Account Expenditures	
D. Central Control	
E. Purchasing	
F. Professional Services	
G. Prompt Payment	
H. Equipment Financing	
I. Information Technology	
VIII. Asset Management	10
A. Investments	
B. Cash Management	
C. Investment Performance	
D. Fixed Assets and Inventory	

FINANCIAL MANAGEMENT POLICIES

Table of Contents

	<u>Page No.</u>
IX. Financial Condition and Reserves	10
A. No Operating Deficits	
B. Interfund Loans	
C. Operating Reserves	
D. Risk Management Reserves	
E. Loss Financing	
F. Enterprise Fund Self-Sufficiency	
G. Landfill Reserve	
H. Cemetery Care and Maintenance	
I. Cemetery Prepaid Service Fee Escrow	
J. Water/Wastewater Rate Stabilization Fund	
X. Debt Management	13
A. General	
B. Self Supporting-Debt	
C. Analysis of Financing Alternatives	
D. Voter Authorization	
XI. Staffing and Training	13
A. Adequate Staffing	
B. Training	
C. Awards, Credentials	
XII. Grants Financial Management	13
A. Grant Solicitation	
B. Responsibility	
C. Section 8 Operating Reserves	
D. CDBG Programs	
XIII. Annual Review & Reporting	14

I. PURPOSE STATEMENT

These policies are developed by the City Manager to guide the Finance Director, Management Services Director, Budget Director and staff in financial matters. The overriding goal of the Financial Management Policies is to enable the City to achieve a long-term stable and positive financial condition while conducting its operations consistent with the Council—Manager form of government established in the City Charter. The watchwords of the City’s financial management include integrity, prudent stewardship, planning, accountability, and full disclosure.

The purpose of the Financial Management Policies is to provide guidelines for the financial management staff in planning and directing the City’s day-to-day financial affairs, and in developing recommendations to the City Manager.

The scope of the policies spans accounting, auditing, financial reporting, internal controls, operating and capital budgeting, revenue management, cash management, expenditure control, and debt management.

II. ACCOUNTING, AUDITING, AND FINANCIAL REPORTING

A. ACCOUNTING - The City’s Accounting Manager is responsible for establishing the chart of accounts, and for properly recording financial transactions.

B. FUNDS - Self balancing groups of accounts are used to account for City financial transactions in accordance with generally accepted accounting principles. Each fund is created for a specific purpose except for the General Fund, which is used to account for all transactions not accounted for in other funds. Funds are created and fund names are changed by City Council approval either through resolution during the year or in the City Council’s approval of the annual operating or capital budget ordinances.

C. EXTERNAL AUDITING - The City will be audited annually by outside independent auditors. The auditors must be a CPA firm of national reputation, and must demonstrate that they have the breadth and depth of staff to conduct the City’s audit in accordance with generally accepted auditing standards, generally accepted government auditing standards, and contractual requirements. The auditors’ report on the City’s financial statements including federal grants single audit will be completed within 120 days of the City’s fiscal year end, and the auditors’ management letter will be presented to the City staff within 150 days after the City’s fiscal year end. An interim management letter will be issued prior to this date if any materially significant internal control weaknesses are discovered. The City staff and auditors will jointly review the management letter with the City Council Finance and Government Committee and City Council within 60 days of its receipt by the staff.

D. EXTERNAL AUDITORS RESPONSIBLE TO CITY COUNCIL - The external auditors are accountable to the City Council and will have access to direct communication with the City Council if the City staff is unresponsive to auditor recommendations or if the auditors

consider such communication necessary to fulfill their legal and professional responsibilities.

The City Council Finance and Government Committee will conduct at least one closed session annually with the auditors present without the presence of City staff. Such meeting shall be conducted in accordance with the Open Meetings Act.

E. EXTERNAL AUDITOR ROTATION - The City will not require external auditor rotation, but will circulate requests for proposal for audit services periodically, normally at five year intervals.

F. INTERNAL AUDITING - The City Manager established an internal audit function February 1, 1989. The Management Services Director, who is responsible for internal audit, reports to the City Manager's office. The annual work plan for the internal auditor includes compliance test work and performance auditing along with designated special projects. The internal audit workplan is approved by the City Manager's office and reviewed annually by the Council Finance and Government Committee.

G. EXTERNAL FINANCIAL REPORTING - The City will prepare and publish a comprehensive annual financial report (CAFR). The CAFR will be prepared in accordance with generally accepted accounting principles, and will be presented annually to the Government Finance Officers Association (GFOA) for evaluation and awarding of the Certification of Achievement for Excellence in Financial Reporting. The CAFR will be published and presented to the City Council within 120 days after the end of the fiscal year. City staffing limitations may preclude such timely reporting. In such case, the finance director will inform the City Manager and the City Manager will inform the City Council of the delay and the reasons therefore.

H. INTERNAL FINANCIAL REPORTING - The Finance and Budget and Research departments will prepare internal financial reports sufficient for management to plan, monitor, and control the City's financial affairs. Internal financial reporting objectives are addressed throughout the policies.

III. INTERNAL CONTROLS

A. WRITTEN PROCEDURES - The Finance Director and Management Services Director are responsible for developing City-wide written guidelines on accounting, cash handling, and other financial matters which will be approved by the City Manager.

The Finance department will assist department managers as needed in tailoring these guidelines into detailed written procedures to fit each department's requirements.

B. INTERNAL AUDIT - Internal Audit will conduct reviews of the departments to determine if the departments are following the written guidelines as they apply to the departments. Internal Audit will also review the written guidelines on accounting, cash handling and other financial matters. Based on these reviews Internal Audit will recommend internal control improvements as needed.

C. DEPARTMENT MANAGERS' RESPONSIBILITY - Each department manager is responsible to the City Manager to ensure that good internal controls are followed throughout his or her department, that all guidelines on accounting and internal controls are implemented, and that all independent and internal auditor internal control recommendations are addressed.

IV. OPERATING BUDGET

A. PREPARATION - The City's "operating budget" is the City's annual financial operating plan. It consists of governmental and proprietary funds, including the general obligation Debt Service Fund, but excluding capital projects funds. The budget is prepared by Budget and Research with the cooperation of all City departments, and is submitted to the City Manager who makes any necessary changes and transmits the document to the City Council. The budget should be presented to the City Council no later than six weeks prior to fiscal year end, and should be enacted by the City Council prior to fiscal year end. The operating budget may be submitted to the GFOA annually for evaluation and awarding of the Award for Distinguished Budget Presentation.

B. BALANCED BUDGETS - The operating budgets will be balanced, with current revenues, exclusive of beginning resources, greater than or equal to current expenditures/expenses.

C. PLANNING - The budget process will be coordinated so as to identify major policy issues for City Council consideration several months prior to the budget approval date.

D. REPORTING - Periodic financial reports will be prepared to enable the department managers to manage their budgets and to enable the Budget Manager to monitor and control the budget as authorized by the City Manager. Summary financial reports will be presented to the City Council each quarter within five weeks after the end of each quarter. Such reports will include current year revenue and expenditure projections.

E. CONTROL - Operating Expenditure Control is addressed in another section of the Policies.

F. PERFORMANCE MEASURES AND PRODUCTIVITY INDICATORS - Where appropriate, performance measures and productivity indicators will be used as guides and reviewed for efficiency and

effectiveness. This information will be included in the annual budgeting process and reported to the City Council at least quarterly.

V. CAPITAL BUDGET AND PROGRAM

A. PREPARATION - The City's capital budget will include all capital projects funds and all capital resources. The budget will be prepared annually on a fiscal year basis and adopted by ordinance.

The capital budget will be prepared by the Budget and Research Department with the involvement of all required City departments.

B. CONTROL - All capital project expenditures must be appropriated in the capital budget. The Budget Office must certify the availability of resources so an appropriation can be made before a capital project contract is presented by the City Manager to the City Council for approval.

C. PROGRAM PLANNING - The capital budget will include capital improvements program plans for future years. The planning time frame should normally be at least five years. The replacement and maintenance for capital items should also be projected for the next 5 years. Future maintenance and operations will be fully costed, so that these costs can be considered in the operating budget.

D. ALTERNATE RESOURCES - Where applicable, assessments, impact fees, or other user-based fees should be used to fund capital projects which have a primary benefit to certain property owners.

E. DEBT FINANCING - Recognizing that debt is usually a more expensive financing method, alternative financing sources will be explored before debt is issued. When debt is issued, it will be used to acquire major assets with expected lives which equal or exceed the average life of the debt issue. The exceptions to this requirement are the traditional costs of marketing and issuing the debt, capitalized labor for design and construction of capital projects, and small component parts which are attached to major equipment purchases.

F. STREET MAINTENANCE - The City recognizes that deferred street maintenance increases future capital costs by an estimated 5 to 10 times. Therefore, a portion of the General Fund budget will be set aside each year to maintain the quality of streets. The amount will be established annually so that repairs will be made amounting to a designated percentage of the value of the streets.

G. WATER/WASTEWATER MAIN REHABILITATION AND REPLACEMENT - The City recognizes that deferred water/wastewater main rehabilitation and replacement increases future costs due to loss of potable water from water mains and inflow and infiltration into wastewater mains. Therefore, to ensure that the rehabilitation and

replacement program is adequately funded, the City's goal will be to dedicate an amount equal to at least 1% of the undepreciated value of infrastructure annually to provide for a water and wastewater main repair and replacement program.

H. GENERAL GOVERNMENT CAPITAL RESERVE - A reserve will be maintained for general governmental capital projects. The reserve will be funded with operating surpluses, interest earnings and payments-in-lieu-of-taxes. The reserve will be used for temporary loans to other capital funds, for major capital outlay and for unplanned projects. As soon as practicable after each fiscal year end when annual operating results are known, any General Fund operating surplus in excess of budget which is not required to meet ending resources requirements may be transferred to the reserve with the approval of the City Council. The reserve will be used for temporary loans to other capital funds, for street maintenance, for major capital outlay and for unplanned projects.

I. WATER AND WASTEWATER CAPITAL RESERVE - A reserve will be maintained for water and wastewater capital projects. The reserve will be funded with operating surpluses, interest earnings and transfers in from water and wastewater operations equal to at least 1% of the undepreciated value of infrastructure. As soon as practicable after each fiscal year end when annual operating results are known, any Water/Wastewater Fund operating surplus in excess of budget which is not required to meet ending resources requirements may be transferred to the reserve with the approval of the City Council. The reserve will be used for temporary loans to other capital funds, for water/wastewater main rehabilitation and replacement, for major capital outlay and for unplanned projects.

J. REPORTING - Periodic financial reports will be prepared to enable the department managers to manage their capital budgets and to enable the Budget Office to monitor the capital budget as authorized by the City Manager.

Summary capital projects status reports will be presented to the City Council quarterly beginning in June, 1989.

VI. REVENUE MANAGEMENT

A. SIMPLICITY - The City will strive to keep the revenue system simple which will result in a decrease of compliance costs for the taxpayer or service recipient and a corresponding decrease in avoidance to pay. The City will avoid nuisance taxes, fees, or charges as revenue sources.

B. CERTAINTY - An understanding of the revenue source increases the reliability of the revenue system. The City will try to understand its revenue sources, and enact consistent collection policies so that assurances can be provided that the revenue base will materialize according to budgets and plans. 245

- C. EQUITY** - The City will strive to maintain equity in the revenue system structure. That is, the City will seek to minimize or eliminate all forms for subsidization between entities, funds, services, utilities, and customers. However, it is recognized that public policy decisions may lead to subsidies in certain circumstances, e.g., senior citizen property tax exemptions or partial property tax abatement.
- D. ADMINISTRATION** - The benefits of a revenue will exceed the cost of producing the revenue. The cost of collection will be reviewed annually for cost effectiveness as a part of the indirect cost, and cost of services analysis. Where appropriate, the City will use the administrative processes of State or Federal collection agencies in order to reduce administrative costs.
- E. REVENUE ADEQUACY** - The City will require that there be a balance in the revenue system. That is, the revenue base will have the characteristic of fairness and neutrality as it applies to cost of service, willingness to pay, and ability to pay.
- F. COST/BENEFIT OF ABATEMENT** - The City will use due caution in the analysis of any tax, fee, or water and wastewater incentives that are used to encourage development. Ideally, a cost/benefit (fiscal impact) analysis will be performed as a part of such analysis.
- G. DIVERSIFICATION AND STABILITY** - In order to protect the government from fluctuations in a revenue source due to fluctuations in the economy, and variations in weather, (in the case of water and wastewater), a diversified revenue system will be maintained.
- H. NON-RECURRING REVENUES** - One-time revenues will not be used for ongoing operations. Non-recurring revenues will be used only for non-recurring expenditures. Care will be taken not to use these revenues for budget balancing purposes.
- I. PROPERTY TAX REVENUES** - Property shall be assessed at 100% of the fair market value as appraised by the Dallas Central Appraisal District. Reappraisal and reassessment shall be done regularly as required by State law. A 97% collection rate will serve as a minimum for tax collections, with a delinquency rate of 3% or less.

The 97% rate is calculated by dividing total current year tax collections for a fiscal year by the total tax levy for the fiscal year.

All delinquent taxes will be aggressively pursued, with delinquents greater than 150 days being turned over to the City Attorney or a private attorney, and a penalty assessed to compensate the attorney as allowed by state law, and in accordance with the attorney's contract. Annual performance criteria will be developed for the attorney.

J. PARKS AND RECREATION VENDOR SALES TAX REVENUE – Parks and

Recreation Venue sales tax revenue shall supplement but not supplant the funding for the Parks and Recreation System which was in place prior to 2000. No more than 20% of Parks and Recreation Venue sales tax revenue may be used for operations. At least 80% of the revenue will be dedicated to capital expenditures and debt service for Parks and Recreation System improvements and for associated reserves.

K. EMPLOYEE INSURANCE FUND – Since a portion of the revenue in the Employee Insurance Fund was deducted from employee paychecks for the specific purpose of providing health and life insurance coverage, no funds shall ever be transferred out of this fund to be used for any other purpose.

L. USER-BASED FEES - For services associated with a user fee or charge, the direct and indirect costs of that service will be offset by a fee where possible. There will be an annual review of fees and charges to ensure that fees provide adequate coverage of costs of services. User charges may be classified as “full cost recovery”, “partial cost recovery”, and “minimal cost recovery”, based upon City Council policy.

M. IMPACT FEES - Impact fees will be imposed for water, wastewater, and transportation in accordance with the requirements of state law. The staff working with the Impact Fee Advisory Committee (Planning and Zoning Commission) shall prepare a semi-annual report on the capital improvement plans and fees. Additionally, the impact fees will be re-evaluated at least every three years as required by law.

N. IN-LIEU-OF PROPERTY TAX - The in-lieu-of-property-tax paid by the Water/Wastewater and Solid Waste funds will be dedicated solely to street maintenance and improvements.

O. GENERAL AND ADMINISTRATIVE CHARGES - A method will be maintained whereby the General Fund can impose a charge to the enterprise funds for general and administrative services (indirect costs) performed on the enterprise funds’ behalf. The details will be documented in the annual indirect cost study.

P. UTILITY RATES - The City will review utility rates annually and, if necessary, adopt new rates that will generate revenues required to fully cover operating expenditures, meet the legal restrictions of all applicable bond covenants, and provide for an adequate level of working capital needs. This policy does not preclude drawing down cash balance to finance current operations. However, it is best that any extra cash balance be used instead to finance capital projects.

Q. INTEREST INCOME - Interest earned from investment of available monies, whether pooled or not, will be distributed to the funds in

accordance with the operating and capital budgets which, wherever possible, will be in accordance with the equity balance of the fund from which monies were provided to be invested.

- R. REVENUE MONITORING** - Revenues actually received will be regularly compared to budgeted revenues and variances will be investigated. This process will be summarized in the appropriate budget report.

VII. EXPENDITURE CONTROL

- A. APPROPRIATIONS** – Appropriations are budgeted at the fund level. If budget amendments (increase in appropriations) are necessary they must be approved by the City Council. Budget adjustments (transfers between line items within the fund) are allowed as long as the adjustments do not exceed the total budgeted appropriations for the fund. Budget adjustments are outlined in Administrative Directive 5, “Budget Appropriations, Transfers, and Control.”

- B. VACANCY SAVINGS AND CONTINGENCY ACCOUNT** - The General Fund Contingency Account will be budgeted at a minimal amount (\$50,000). The contingency account balance for expenditures will be increased quarterly by the amount of available vacancy savings. Procedures for authorization of contingency account expenditures from all operating funds are outlined in Administrative Directive 5, “Budget Appropriations, Transfers, and Control.”

- C. CONTINGENCY ACCOUNT EXPENDITURES** - The City Council must approve all contingency account expenditures of \$50,000 or more, as discussed under Purchasing. While no approval is required, the City Council will be informed of all contingency account expenditures of \$5,000 or more by memorandum in the Administrative Report. The Budget Office is responsible for submitting this memorandum to the City Manager based on information submitted by the spending department.

- D. CENTRAL CONTROL** - Significant vacancy (salary) and capital budgetary savings in any department will be centrally controlled in accordance with Administrative Directive No. 5 and may not be spent by the department without City Manager authorization.

- E. PURCHASING** - All purchases shall be in accordance with the City’s purchasing policies as defined in the Purchasing Manual.

- F. PROFESSIONAL SERVICES** - Professional Services Contracts consist of the following services: Certified Public Accountant, Architect, Physician, Optometrist, Surgeon, Surveyor, Engineer, Lawyer, Insurance Broker or Consultant, Construction Manager, Financial Advisors, Artist, Appraisers, Teachers. Professional services will generally be processed through a request for proposals process,

except for smaller contracts. The City Manager may execute any professional services contract except for insurance less than \$50,000 provided there is an appropriation for such contract. While City Council approval of other contracts less than \$50,000 is not required, the Budget Office will inform the City Manager who will then inform the City Council by memorandum in the Administrative Report whenever a professional services contract of \$5,000 or more is approved.

G. PROMPT PAYMENT - All invoices will be paid within 30 days of receipt in accordance with the prompt payment requirements of State law. Procedures will be used to take advantage of all purchase discounts where considered cost effective. However, payments will also be reasonably delayed in order to maximize the City's investable cash, where such delay does not violate the agreed upon payment terms.

H. EQUIPMENT FINANCING - Equipment may be financed when the unit purchase price is \$30,000 or more and the useful life is at least four years. General Fund equipment financing and equipment for the Parks and Recreation programs that were funded in the General Fund prior to fiscal year 2000 will be accounted for in the Equipment Acquisition Fund, along with related professional services costs including long range plans and studies.

I. INFORMATION TECHNOLOGY – Certain information technology acquisitions will be centrally funded from the Information Technology Fund. Acquisitions from this fund may include all related professional services costs for researching and/or implementing an information technology project. Lease cost is also an eligible expense.

Items to be paid for in other funds include:

- The cost of repair and maintenance, supplies and replacement parts;
- The acquisition of radios, telephones and pagers;
- On-going personnel costs; and,
- Items acquired for a new position which will be budgeted with the position.

Annual funding of between \$250,000 and \$500,000 for replacements and between \$250,000 and \$500,000 for new technology will be provided through transfers from the major operating funds (General Fund, Water Wastewater Fund, Solid Waste Fund and Parks and Recreation Venue Fund) based on the relative amount of their budgeted ending resources.

Additional funding above the base amount may be provided for major projects with available one-time sources including debt proceeds.

VIII. ASSET MANAGEMENT

- A. INVESTMENTS** - The City's investment practices will be conducted in accordance with the City Council approved Investment Policies.
- B. CASH MANAGEMENT** - The City's cash flow will be managed to maximize the cash available to invest.
- C. INVESTMENT PERFORMANCE** - A quarterly report on investment performance will be provided by the Finance Director to the City Manager for presentation to the City Council.
- D. FIXED ASSETS AND INVENTORY** - These assets will be reasonably safeguarded and properly accounted for, and prudently insured.

IX. FINANCIAL CONDITION AND RESERVES

- A. NO OPERATING DEFICITS** - Current expenditures will be paid with current revenues. Deferrals, short-term loans, or one-time sources will be avoided as budget balancing techniques. Reserves will be used only for emergencies or non-recurring expenditures, except when balances can be reduced because their levels exceed guideline minimums.
- B. INTERFUND LOANS** - Non-routine interfund loans shall be made only in emergencies where other temporary sources of working capital are not available and with the approval of the City Council. At the time an interfund loan is considered, a plan to repay it prior to fiscal year end shall also be considered. A fund will only lend money that it will not need to spend for the next 365 days. A loan may be made from a fund only if the fund has ending resources in excess of the minimum requirement for the fund. Loans will not be made from the City's enterprise funds (Water/Wastewater, Solid Waste, etc.) except for projects related to the purpose of the fund. Total interfund loans outstanding from a fund shall not exceed 15% of the target fund balance for the fund. If any interfund loan is to be repaid from the proceeds of a future debt issue, a proper reimbursement resolution will be approved at the time the loan is authorized.
- C. OPERATING RESERVES** – Failure to meet these standards will be disclosed to the City Council as soon as the situation is recognized and a plan to replenish the ending resources over a reasonable time frame shall be adopted.

(1) The General fund ending resources balance will be maintained at a level between 50 and 60 days expenditures. The annual budget shall target the mid-point of the range.

(2) The combined ending resources of the Water/Wastewater Fund and Water/Wastewater Rate Stabilization Trust Fund shall be maintained at a level between 80 and 100 days expenditures. The annual budget shall target the mid-point of the range.

(3) The ending resources of the Parks and Recreation Venue Fund will be

maintained at a level between 80 and 100 days of budgeted Parks and Recreation Venue Sales Tax revenue. The annual budget shall target the mid-point of the range.

(4) The Pooled Investment Fund resources balance should be maintained at a level equal to .50% times the value of the investment portfolio.

(5) All other enterprise funds plus the Risk Management Fund and Employee Insurance Fund should be maintained at a level equivalent to 45 days expenditures.

D. RISK MANAGEMENT RESERVES - The City will aggressively pursue every opportunity to provide for the public's and City employees' safety and to manage its risks.

Property, Liability, Workers Comp Reserves – Cash Reserves of no less than 85% of the actuarially determined incurred but not reported (IBNR) costs shall be maintained in the Risk Management Fund.

Employee Insurance Reserves – Cash Reserves of no less than 100% of actuarially determined incurred but not reported (IBNR) costs shall be maintained in the Employee Insurance Fund.

E. LOSS FINANCING - All reasonable options will be investigated to finance losses. Such options may include risk transfer, insurance, and risk retention. Where risk is retained, reserves will be established based on a calculation of incurred but not reported (IBNR) claims and actuarial determinations. Such reserves will not be used for any purpose other than for financing losses.

F. ENTERPRISE FUND SELF-SUFFICIENCY - The City's enterprise funds' resources will be sufficient to fund operating and capital expenditures. The enterprise funds will pay (where applicable) their fair share of general and administrative expenses, in-lieu-of-property taxes and/or franchise fees. If an enterprise fund is temporarily unable to pay all expenses, then the City Council may waive general and administrative expenses, in-lieu-of-property taxes and/or franchise fees until the fund is able to pay them. The City Council may pay out-of-pocket expenses that a fund is temporarily unable to pay with interfund loans, to be repaid at a future date.

G. LANDFILL RESERVES – A series of cash reserves will be funded to help ensure stable customer rates and long term financial security for the City's landfill. The amounts required will be reviewed no less frequently than every second year.

Liner Reserve – An amount will be set aside from operations annually so that sufficient funds have accumulated to pay for the next liner when required. The amount set aside will be based on the average annual amount actually paid for liners over the most recent three year period, modified for known scope changes, if any, anticipated in the next liner project.

Equipment Replacement – An amount will be set aside from operations annually approximately equal to the average annual depreciation cost of all landfill equipment, based on estimated replacement cost less salvage value.

Closure/Post Closure – The reserve required according to Generally Acceptable Accounting Principles (GASB Statement No. 18) will be accumulated over time through annual contributions from operations so that sufficient funds are on hand at the end of the life of the landfill to pay closure/postclosure costs.

Landfill Replacement – The City’s goal will be to fund the amount estimated to be required to provide a replacement solid waste disposal facility by the end of the life of the landfill through annual contributions from operations. The amount funded will be based on the average of the cost of two or more replacement alternatives as estimated by Public Works.

Capital Projects/Emergency Reserve – An amount approximately equal to the average annual amount required for miscellaneous capital improvements at the landfill will be provided annually from operations. Additionally, approximately one year’s average annual amount will be retained in the fund to provide for miscellaneous, moderate emergencies.

- H. CEMETERY CARE AND MAINTENANCE FUND** – In accordance with Section 713.002 of the Health and Safety Code, the City shall contribute 15% of every sale of burial rights (including graves, lawn crypts, mausoleum crypts and columbaria niches) within the cemetery to the Cemetery and Maintenance Care Fund. The principal amount contributed to the fund will be non-expendable. Interest earned on the fund balance shall be used for the care and preservation of cemetery grounds.

- I. CEMETERY PREPAID SERVICE FEE ESCROW** – The Parks and Recreation Department is authorized to collect prepaid burial service fees from patrons of the cemetery. When collected, such fees will be deposited into the Cemetery Prepaid Service Fee Escrow account and a separate record of each patron’s deposit will be maintained by the Parks and Recreation Department. Upon delivery of the burial service to the patron, the amount on deposit will be transferred into the Cemetery Fund as revenue. Any interest earned on the Prepaid Service Fee Escrow account balance will be revenue to the Cemetery Fund. In the event the burial service is not delivered, the Parks and Recreation Department may refund the original amount paid without interest.

- J. WATER/WASTEWATER RATE STABILIZATION FUND – A**
Water/Wastewater Rate Stabilization Fund shall be established by ordinance as a trust fund and maintained separately from other funds. Its purpose will be to protect rate payers from excessive utility rate volatility. It may not be used for any other purpose. It will be funded with surplus revenues of the Water/Wastewater

Fund and interest earnings. The City's goal will be to maintain the Funds' assets at between 7.5% and 10% of budgeted operating expenditures.

X. DEBT MANAGEMENT

- A. GENERAL** - The City's borrowing practices will be conducted in accordance with the City Manager approved Debt Management Policies.
- B. SELF-SUPPORTING DEBT** - When appropriate, self-supporting revenues will pay debt service in lieu of tax revenues.
- C. ANALYSIS OF FINANCING ALTERNATIVES** - The City will explore all financing alternatives in addition to long-term debt including leasing, grants and other aid, developer contributions, impact fees, and use of reserves or current monies.
- D. VOTER AUTHORIZATION** - The City shall obtain voter authorization before issuing General Obligation Bonds as required by law. Voter authorization is not required for the issuance of Revenue Bonds. However, the City may elect to obtain voter authorization for Revenue Bonds.

XI. STAFFING AND TRAINING

- A. ADEQUATE STAFFING** - Staffing levels will be adequate for the fiscal functions of the City to function effectively. Overtime shall be used only to address temporary or seasonal demands that require excessive hours. Workload shedding alternatives will be explored before adding staff.
- B. TRAINING** - The City will support the continuing education efforts of all financial staff including the investment in time and materials for maintaining a current perspective concerning financial issues. Staff will be held accountable for communicating, teaching, and sharing with other staff members all information and training materials acquired from seminars, conferences, and related education efforts.
- C. AWARDS, CREDENTIALS** - The City will support efforts and involvements which result in meeting standards and receiving exemplary recitations on behalf of any of the City's fiscal policies, practices, processes, products, or personnel. Staff certifications may include Certified Public Accountant, Certified Management Accountant, Certified Internal Auditor, Certified Payroll Professional, Certified Government Finance Officer, Professional Public Buyer, and Certified Cash Manager, and others as approved by the City Manager upon recommendation of the finance director.

XII. GRANTS FINANCIAL MANAGEMENT

- A. GRANT SOLICITATION** - The City will stay informed about available grants and will apply for any which would be cost beneficial and meet the City's objectives.

B. RESPONSIBILITY - Departments will oversee the day to day operations of grant programs, will monitor performance and compliance, and will also keep Finance department contacts informed of significant grant-related plans and activities. Departments will also report re-estimated annual revenues and expenses to the Finance Department after the second quarter of each year. Finance department staff members will serve as liaisons with grantor financial management personnel, will prepare invoices, and will keep the books of account for all grants. Finance Department staff will also prepare and distribute quarterly grant status reports.

C. SECTION 8 OPERATING RESERVES - Section 8 reserves shall only be used for housing related expenditures in compliance with Department of Housing and Urban Development (HUD) regulations.

A minimum threshold reserve of \$250,000 shall be maintained for Section 8 purposes to provide funding for future administrative and housing assistance payments in case funding from HUD is not sufficient. Such an insufficiency might become the responsibility of the City should unforeseen market or economic conditions, changes in HUD policy or human error result in a Section 8 deficit.

In addition to the minimum reserve, a contingency account of up to \$50,000 may be established annually which may, with the approval of the City Manager or, if appropriate, the City Council, be used for unforeseen, unbudgeted housing-related items.

Amounts in excess of the \$250,000 minimum reserve and contingency account may be used for housing-related projects implemented by the Housing and Community Development Department (HCD) and approved by the City Council.

Funds may be temporarily loaned from the \$250,000 minimum threshold reserve to finance housing-related projects if, in the judgement of the HCD Director and the City Council, the funds will not be required in the near future to cover a Section 8 deficit. At the time such a loan is approved, a repayment plan must also be approved.

D. CDBG PROGRAMS - City Council approval shall be required to add to any new activity after adoption of the final budget. If the project cost of the new activity will be greater than 10% of the total budget, the addition shall be submitted to HUD for approval.

XIII. ANNUAL REVIEW & REPORTING

A. These Policies will be reviewed administratively by the City Manager at least annually, prior to preparation of the operating budget and will be presented to the City Council for confirmation of any significant changes.

B. The Finance Director will report annually to the Finance and Government Committee on compliance with these policies.

The Budget Process

Budget Preparation

The budget preparation process begins in February when departments (in conjunction with the Budget Office) project current year revenues and expenditures, as well as, propose the following year's revenues and expenditures. A Budget Review meeting is held in May for all staff members. A Budget Instruction Manual is distributed to new staff members so they are able to complete their budget accurately.

The budget process is comprised of three elements: (1) continuation level/target budget (expenditures), (2) budget assessment - improvements, and (3) budget assessment - reductions.

1. Continuation Level/Target Budget

The continuation level budget (expenditures) is a target budget. Each department's continuation level budget (expenditures) is based upon a target number they cannot exceed. The Fund's continuation level/target budget (expenditures) will not exceed revenue dollars. No additional improvements such as personnel, furniture/equipment and/or other services are included in the continuation level budget (expenditure).

2. Budget Assessment - Improvements

The second element of the budget process is an assessment and inclusion of department service improvement requests. Service improvements are additional staff, e.g. the addition of five Police Officers and their associated costs, e.g. supplies, equipment, vehicles. Service improvements also include new equipment not currently utilized.

3. Budget Assessment – Reductions

The last element in the budget preparation process is an assessment and inclusion of department service reductions. Service reductions are reviewed annually to assess whether current services can be streamlined or eliminated. Examples of historical service reductions are the elimination of services provided by other entities, and position reductions.

Once the continuation level/target budget, reduction, and improvement requests are completed, the City Manager reviews the department proposals and meets with departments from May to June.

Proposed Budget

In July, several meetings between staff and the Finance & Government Committee are conducted to review all operating and debt service funds.

The City Manager's proposed budget is submitted to the City Council at the first City Council meeting in August. The annual budget workshop is scheduled for mid-August and consists of an intensive one-day work session. During this workshop, and in the weeks following, the Council may revise or reduce the proposed budget. In September, the budget is approved, as required by City Charter. The budget takes effect for the next fiscal year, beginning October 1.

The budget can be amended during the fiscal year through City Council approval. A budget amendment ordinance is prepared increasing a fund's appropriation.

The City's proposed and approved budgets are available to the public at the Public Library and on the City Website.

DESCRIPTION OF OPERATING BUDGET FUND TYPES AND RELATIONSHIPS

The City of Grand Prairie uses governmental, proprietary, and fiduciary fund types in the budget document. City budgets are categorized as operating or capital. Operating budgets provide resources for the day to day operations of the City. Capital projects budgets provide the resources to replace and add major capital improvements to the City's infrastructure, e.g. streets, drainage channels, water lines.

All budgets are prepared on a cash and encumbrance basis. Revenues are budgeted in the year the receipt is expected, and expenditures including encumbrances were budgeted in the year the applicable purchase orders are expected to be issued. Amounts in the budget and actual financial statements are reported on this basis. Unencumbered appropriations for budgeted funds lapse at the fiscal year end.

Governmental Funds:

The governmental fund type includes general, special revenue, and debt service. The General Fund is the largest and main operating fund of the City. It is used to account for all revenues and expenditures except for those required to be accounted for in other funds. It includes basic operating services such as police, fire, municipal court, streets, and support services.

The Special Revenue Funds are used to account for revenues derived from specific taxes, licenses, and inter-governmental grants to finance particular functions or activities in the City:

- Hotel/Motel Tax Fund is used to account for the receipt and allocation of the Hotel/Motel Tax Revenues in

accordance with the requirements of State Law.

- The Hotel/Motel Building Fund is a reserve fund by the hotel/motel tax, which can be used for the construction of a civic/convention center, or other capital expenditure deemed necessary.
- The Cable Fund is used to account for revenues and expenditures related to local government access programming.
- The Municipal Court Building Security Fund accounts for revenues collected from a \$3.00 security fee paid by defendants who have been convicted of misdemeanor offenses by the Court.
- The Municipal Court Technology Fund accounts for revenues collected from a one-time \$25.00 fee paid by defendants who have been convicted of misdemeanor offenses by the Court.
- The Juvenile Case Manager Fund accounts for revenues collected from a \$5.00 Juvenile Case Manager Fee paid by defendants who have been convicted of a misdemeanor offense.

The Debt Service Fund, sometimes called the Interest and Sinking Fund, is used to account for the accumulation of financial resources for the payment of principal and interest on the City's General Obligation Debt.

The Equipment Acquisition Fund is used to account for recurring capital purchases funded by a short-term debt instrument.

The Information Technology Fund supports the acquisition of electronic equipment to provide the departments access to all means of transferring information.

Proprietary Funds:

Proprietary Fund types are funds which pay for themselves. Revenue based fees and charges are established based on recouping the cost of the services provided.

The Water/Wastewater Fund accounts for water and wastewater system services provided for residents of the City, including administration, operation, maintenance, billing and collection.

The Water/Wastewater Debt Service Fund provides monies to meet the current debt service and required reserve.

The Solid Waste Fund accounts for the operations of the recycling refuse collections, and disposal services provided to residents and businesses by the City.

The Solid Waste Debt Service Fund provides monies to meet the current debt service and required reserve.

The Solid Waste Equipment Acquisition Fund accumulates reserves for equipment acquisition.

The Solid Waste Closure Liability Fund accumulates reserves for landfill closure and post-closure costs and environmental remediation costs.

The Solid Waste Liner Reserve Fund accumulates reserves for the next landfill liner when required.

The Solid Waste Landfill Replacement Fund accumulates reserves to provide a replacement solid waste disposal facility by the end of the life of the landfill.

The Solid Waste Special Projects Fund is designated for special environmental projects as approved by the City Council.

The Storm Water Utility Fund accounts for the operation of the Storm Water Utility and provides funding for storm drainage capital improvements and enhanced maintenance of the storm drainage system.

The Municipal Airport Fund is used to account for the operations of the City's Municipal Airport.

The Airport Debt Service Fund is used to account for the retirement of debt issued for the purchase of airport assets.

The Park Venue Fund accounts for the operations and maintenance of the City's parks and recreation system.

The Park Venue Debt Service Fund provides monies to meet the current debt service and required reserve.

The Park Venue Rainy Day Fund functions as a contingency fund for major, unbudgeted expenses.

The Municipal Golf Course Fund accounts for the operations and maintenance of the City's municipal golf courses.

The Golf Course Debt Service Fund provides monies to meet the current debt service and required reserve.

The Lake Parks Fund accounts for the operations and maintenance of the lake parks.

The Equipment Services Fund is an internal service fund used to account for the financing of goods and services provided by one agency to other agencies within the

City. The Equipment Services Fund provides for the repair and maintenance of city vehicles.

The Risk Management Fund is an internal service fund that pays insurance premiums and deductibles for City services coverage.

The Street Maintenance Fund streets and alleys.

The Cemetery Fund accounts for the operations and maintenance of the City's cemetery.

The Cemetery Debt Service Fund provides monies to meet the current debt service and required reserve.

The Cemetery Perpetual Care Fund provides for the long term care and maintenance of the cemetery.

Cemetery Prepaid Service Fund allows individuals to prepay interment fees.

Fiduciary Funds:

Fiduciary Fund types account for assets held by the City in a trustee or agency capacity.

The Pooled Investment Fund provides an "in-house mutual fund" where reserve investments of City funds are centrally administered.

The Employee Insurance Fund accounts for health and life insurance programs.

The Police Seizure Fund supports law enforcement activity funded for court awards on offenses related to narcotics trafficking and other felony crimes.

The Section 8 (Housing) Grant Fund accounts for the Housing and Urban Development programs (certificates and vouchers) administered by the City.

All capital project funds are included in the Capital Projects Budget section of this document.

GLOSSARY OF TERMS

Ad Valorem Tax – A tax computed from the taxable or addressed valuation of land and improvements.

Agency – A major administrative organization within the city which indicates overall management responsibility for an operation or a group of related operations within a functional area.

Appropriation – Legal authorization to make expenditures or enter into obligations for specific purposes.

Assessed Valuation – This represents the total valuation of land and improvements less all property exempt from tax. Also identified as taxable valuation.

Bond – A promise to repay borrowed money on a particular date, often ten or twenty years in the future; most bonds also involve a promise to pay a specified dollar amount of interest at predetermined intervals. Local governments use bonds to obtain long-term financing for capital projects.

Budget – A spending plan that balances revenues and expenditures over a fixed period of time usually a year and that includes, at least by implication a work plan.

Budget Manual – A booklet prepared by the budget office that includes, at a minimum, the budget calendar, the forms departments need to prepare their budget request, and a description of the budget process.

Budget Process – the recurring process-either annual or biennial - in which a government prepares, adopts, and implements a spending plan.

Capital Budget – A spending plan for improvements to or acquisition of land, facilities, and infrastructure.

Capital Improvement Program – This is the City's plan to finance major infrastructure development and improvement. It is primarily funded through General Obligation bonds and Revenue bonds.

Capital Outlay – Spending on fixed assets; generally, such acquisitions cost more than a specified amount (\$5,000) or are intended to last more than one year.

Capital Reserve Fund – This fund provides resources for unforeseen, major capital equipment or facility expenditures which may arise during the fiscal year.

Certificates of Obligation – A Short term, negotiable, interest bearing instrument used primarily for miscellaneous capital construction projects.

Civil Service – A category of personnel governed under the rules and regulations of the State Civil Service Commission.

Community Development Block Grants (CDBG) – Federal funds made available to municipalities specifically for community revitalization.

Contingency Account – An account set aside to meet unforeseen circumstances; this type of account protects the local government from having to issue short-term debt to cover such needs.

Debt Service – Annual principal and interest payments that the local government owes on money that it has borrowed.

Debt Service Funds – One or more funds established to account for expenditures used to repay the principal and interest on debt.

Depreciation – That portion of the cost of a capital asset which is charged as an expense during a particular period.

Education/Incentive Pay – Additional pay for police and fire personnel in recognition of advanced education or training which enhances performance.

Encumbrance – Budget authority that is set aside when a purchase order or contract is approved. The encumbrance assures suppliers that sufficient funds will be available once the order is fulfilled.

Enterprise Fund – A separate fund used to account for services supported primarily by service charges; examples are water, sewer, golf, and airport funds.

Equipment Acquisition Fund – A fund established for the acquisition of capital equipment costing \$25,000 and more. Financing is provided by issuing Certificates of Obligation.

Expenditures – Outflow of funds paid for an asset or goods and services obtained.

Fiduciary Fund – The funds account for assets held by the City in a trustee or agency capacity.

Fiscal Fee – Payments made to financial institutions or other institutions for finance-related services.

Fiscal Policy – The City's policies with respect to taxes, spending, and debt management as they relate to government services, programs, and capital investment.

Fiscal Year – A designated twelve-month period for budgeting and record keeping purposes. The City of Grand Prairie has specified October 1 to September 30 as its fiscal year.

Franchise Fee – A fee levied by City Council on businesses that use City property or right-of-way. This fee is usually charged as a percentage of gross receipts.

Full Year Funding – This is a term used to designate full year payment for personnel or other budgeted items.

Fund – A self-balancing set of accounts. Governmental accounting information is organized into funds, each with separate funds, each with separate revenues, expenditures, and fund balances.

Fund Balance – The difference between fund assets and its liabilities. Portions of the fund balance may be reserved for various purposes, such as contingencies or encumbrances.

General Fund – This is the main operating fund for the City. It accounts for basic operating services such as Police, Fire, Municipal Court, Traffic Control, Streets, Library, Environmental Health and administrative services.

General Obligation Bonds – A bond that is backed by the government's unconditional ability to raise taxes. GO bonds are also known as full-faith-and-credit bonds because of governments unconditional pledge to repay the debt using whatever revenue-raising capabilities are at its disposal.

Generally Accepted Accounting Principles (GAAP) – Uniform minimum standards used by state and local governments for financial recording and reporting; established by the accounting profession through the Governmental Accounting Standards Board (GASB). At the federal level, accounting standards are established by the Federal Accounting Standards Advisory Board.

Grant – A contribution by a government or other organization to support a particular function. Typically, these contributions are made to local governments from the state and federal governments.

Indirect Costs – Costs associated with, but not directly attributable to the providing of a product or service. These costs are usually incurred by other agencies in the support of operating agencies.

Infrastructure – Basic public investment such as streets, storm drainage, water and sewer lines streetlights, and sidewalks.

Interest and Sinking (I & S) Revenue – Represents the portion of the tax revenue that is strictly applied for the payment of city issued debt.

Interest Earnings – Reflects the earnings from available monies invested during the year.

Interfund Transfer – The transfer of money from one fund to another in a governmental unit. Interfund transfers usually have to be approved by the governing body and are normally subject to restrictions in state and local law.

Intergovernmental Revenue – Revenue received from another government for a specified purpose.

Internal Service Fund – One or more funds that account for the goods and services provided by one department to another within government on a cost-reimbursement basis.

Municipal – Governmental unit within a geographical jurisdiction that is recognized as having taxing powers in that area.

Non-Departmental Expense – Expenses that benefit the fund as a whole rather than a particular agency within the fund.

Operating Budget – The portion of the budget that deals with recurring expenses such as salaries, electric bills, postage, printing and duplicating, paper supplies, and gasoline. The operating budget may be a separate document from the capital budget, or a consolidated document may be prepared that has one section devoted to operating expenditures and another to capital expenditures. Taken together, the operating and the capital budgets should equal the amount of spending for the fiscal period.

Operating Fund – Resources derived from recurring revenue sources used to finance on-going operating expenditures and pay-as-you-go capital projects.

Operation and Maintenance (O & M) – The cost of salaries and benefits, supplies, and other services and charges. Does not include capital outlay.

Ordinance – A legislative directive approved by an elected governmental body.

Organization – The organizational level within an agency. Example: the Animal Control and Public Health organizations together comprise the Environmental Services Department.

Payment in Lieu of Taxes (PILOT's) – Money transferred from enterprises into the general fund; the principle underlying such transfers is that the government would have received the equivalent amount in taxes had the service been provided in a privately owned firm. PILOT's are one means of determining how much money is appropriated to transfer from a public enterprise to the general fund.

Penalty and Interest (P & I) – The penalty and interest attached to unpaid property taxes.

Performance Measurements – Indicators used in budgets to show, for example, (1) the amount of work accomplished, (2) the efficiency with which tasks were completed, and (3) the effectiveness of a program, which is often expressed as the extent to which objectives were accomplished.

Pooled Investments Fund – This fund is used as an “in-house mutual fund” where reserve investments of city funds are centrally administered.

Program Analysis – Review of program services, objectives, and scope to determine how changes can make it more effective in carrying out its original intent.

Proprietary Fund – These are fund types that pay for themselves. Also known as Enterprise Funds, proprietary funds establish revenue-based fees and charges based on recouping the cost of services provided.

Public Hearing – An open meeting regarding proposed operating or capital budget allocations, which provides citizens with an opportunity to voice their views.

Rainy Day Fund – Revenue stabilization reserves that provides resources when tax

revenues temporarily decline (as the result of a recession, the loss of a major taxpayer, or other similar circumstances).

Reserves – The dollar portion of projected losses set aside to pay in future years those past and present losses.

Resources – Total dollars available for appropriations, including estimated revenues, fund transfers, and beginning fund balances.

Revenue – Funds that the government receives as income. It includes such items as tax payments, fees from specific services, receipts from other governments, fines or forfeitures, grants, shared revenues, and interest income.

Revenue Bonds – A bond backed by revenues from the project that the borrowed money was used to create, expand, or improve. Also known as a limited pledge bond because of the conditional backing given to repayment of the debt.

Revenue Sharing – The City's allocation from the Federal Government in the revenue sharing program.

Salary Savings – The reduced expenditures for salaries that result when a position remains unfilled for part of a year or more when senior employee is replaced by a newer employee at a lower salary.

Sector Plan – A long-range policy document that incorporates land use, transportation, and community facilities plans to guide the future development of a sector of the City.

Selective Traffic Enforcement Program (STEP) – This program funds overtime payments for police officers who monitor

specified roadways and enforce traffic ordinances in an effort to improve public safety and compel compliance with the laws.

Self Insured Retention or Deductible Accounts – Monies set aside to pay, rather than to insure, the portion of past and present incurred and unincurred losses calculated to be paid during the current budget year, pursuant to standard industry payout patterns based on actuarial projections.

Special Assessments – A compulsory levy made against certain properties to defray part of all of the cost of a specific improvement or service deemed to primarily benefit those properties.

Target Issue – Issues identified by the City Council as priorities to be addressed in the allocation resources.

Taxes – Compulsory charges levied by a government for the purpose of financing services performed for the common benefit of the people.

Taxes Current – Taxes that are levied and due within one year.

Taxes Prior Years – Taxes that remain unpaid on or after the date on which a penalty for non-payment is attached.

Teen Court Program – An alternative to the adult criminal justice system. The Teen Court offers teen offenders an opportunity to make restitution for their offenses through community service or other appropriate punishment, thus avoiding fines and sentences handed down by the adult criminal justice system.

Texas Municipal Retirement System (TMRS) – A pension system for employees of member cities in the state of Texas.

Time Warrants – A debt issuance mechanism.

Transfer-In – Represents monies expended in one fund and received in another.

Trinity River Authority – The state agency which oversees the Trinity River and contracts with the city to provide water/wastewater sewage treatment.

Wellness program – An employee care promotion program.